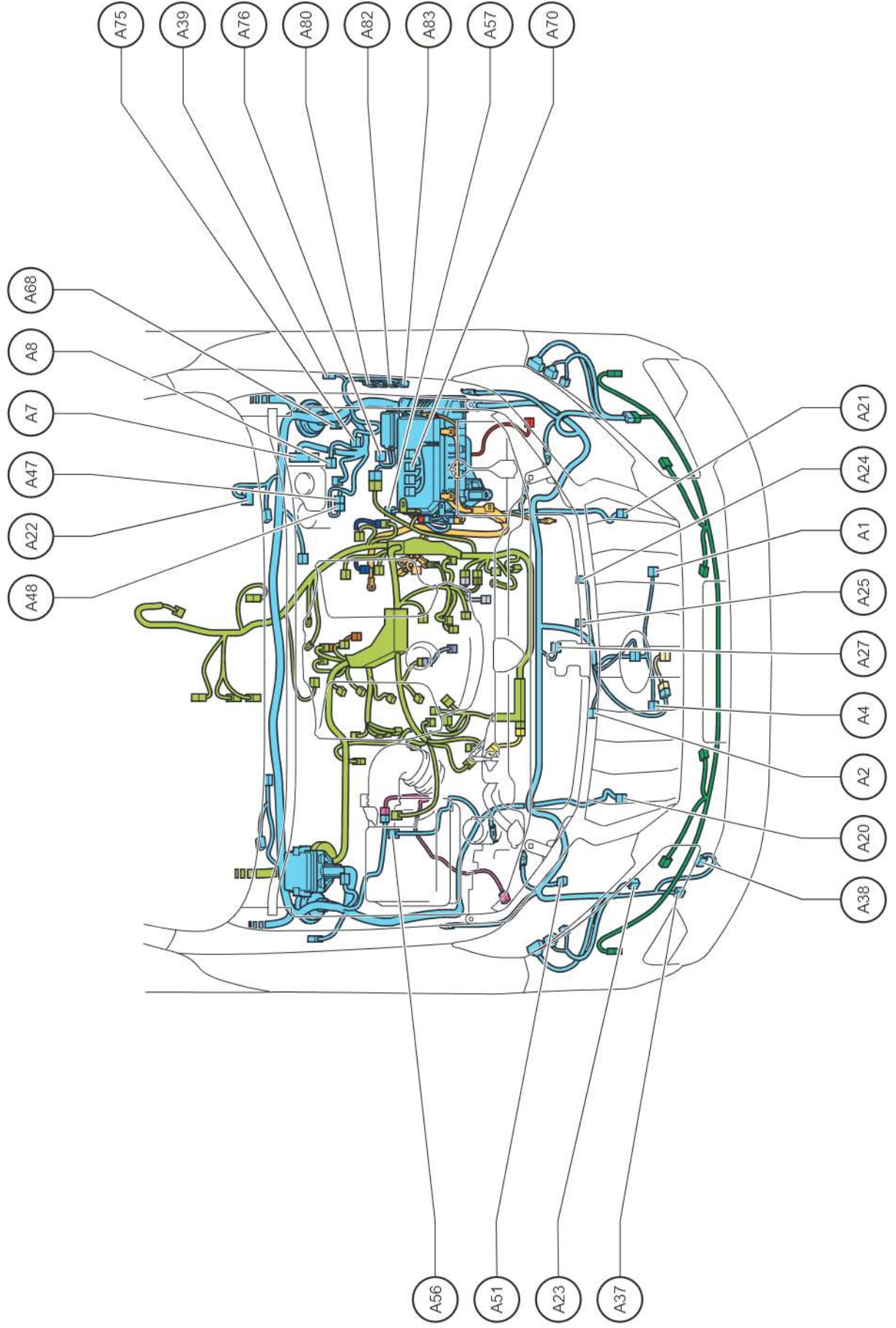


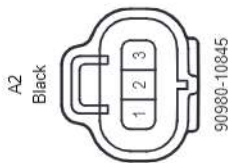
Position of Parts in Engine Compartment (LHD 1GD-FTV) (w/o Water-cooled Intercooler From Aug. 2017 Production)



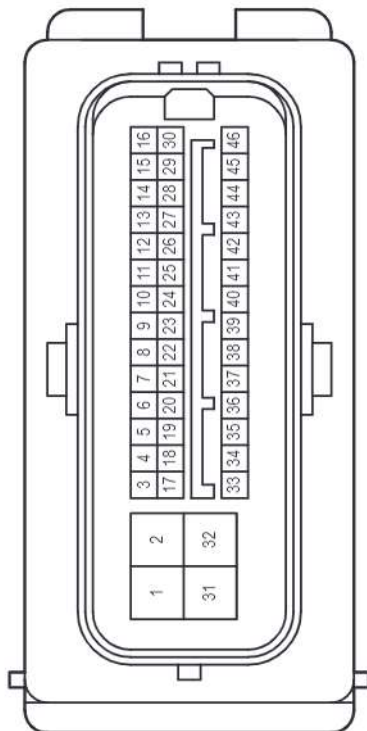
Position of Parts in Engine Compartment (LHD 1GD-FTV) (w/o Water-cooled Intercooler From Aug. 2017 Production)

- A 1 Ambient Temperature Sensor
- A 2 A/C Pressure Sensor
- A 4 Condenser Fan Motor (With Shroud Blower Assembly)
- A 7 Brake Actuator Assembly
- A 8 Brake Actuator Assembly
- A 20 Front Airbag Sensor RH
- A 21 Front Airbag Sensor LH
- A 22 Windshield Wiper Motor Assembly
- A 23 Windshield Washer Motor and Pump Assembly
- A 24 Low Pitched Horn Assembly
- A 25 High Pitched Horn Assembly
- A 27 Engine Hood Courtesy Switch
- A 37 Headlight Cleaner Motor and Pump Assembly
- A 38 Headlight Cleaner Control Relay
- A 39 Wireless Door Lock Buzzer
- A 47 Short Connector
- A 48 Short Connector
- A 51 Noise Filter (Condenser Fan)
- A 56 Front Absorber Control Actuator RH
- A 57 Front Absorber Control Actuator LH
- A 68 Junction Connector
- A 70 Junction Connector
- A 75 Level Warning Switch (Fuel Filter Assembly)
- A 76 Fuel Filter Warning Switch
- A 80 Glow Plug Controller
- A 82 Glow Plug Controller
- A 83 Glow Plug Controller

Position of Parts in Engine Compartment (LHD 1GD-FTV) (w/o Water-cooled Intercooler From Aug. 2017 Production)

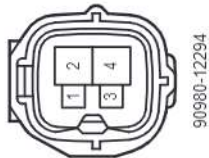


A7
Black



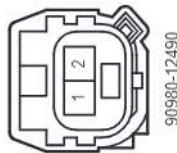
90980-12297

A8
Black

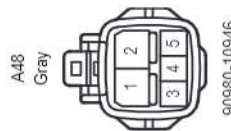
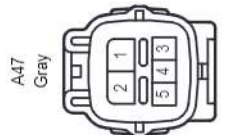
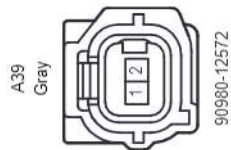
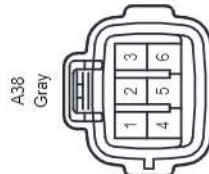

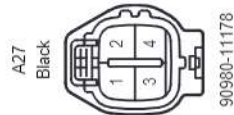
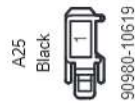
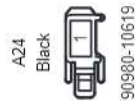
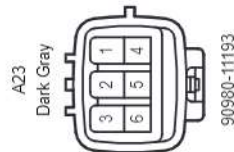

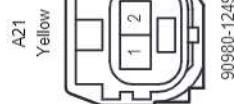


90980-12294

A20
Yellow

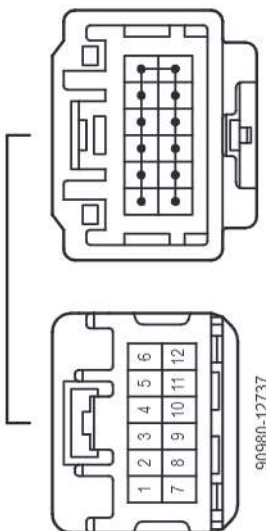


90980-12490



Position of Parts in Engine Compartment (LHD 1GD-FTV) (w/o Water-cooled Intercooler From Aug. 2017 Production)

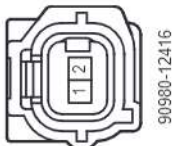
A70
White



A75
Gray



A76
Black



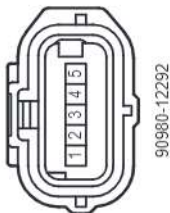
A80
Gray



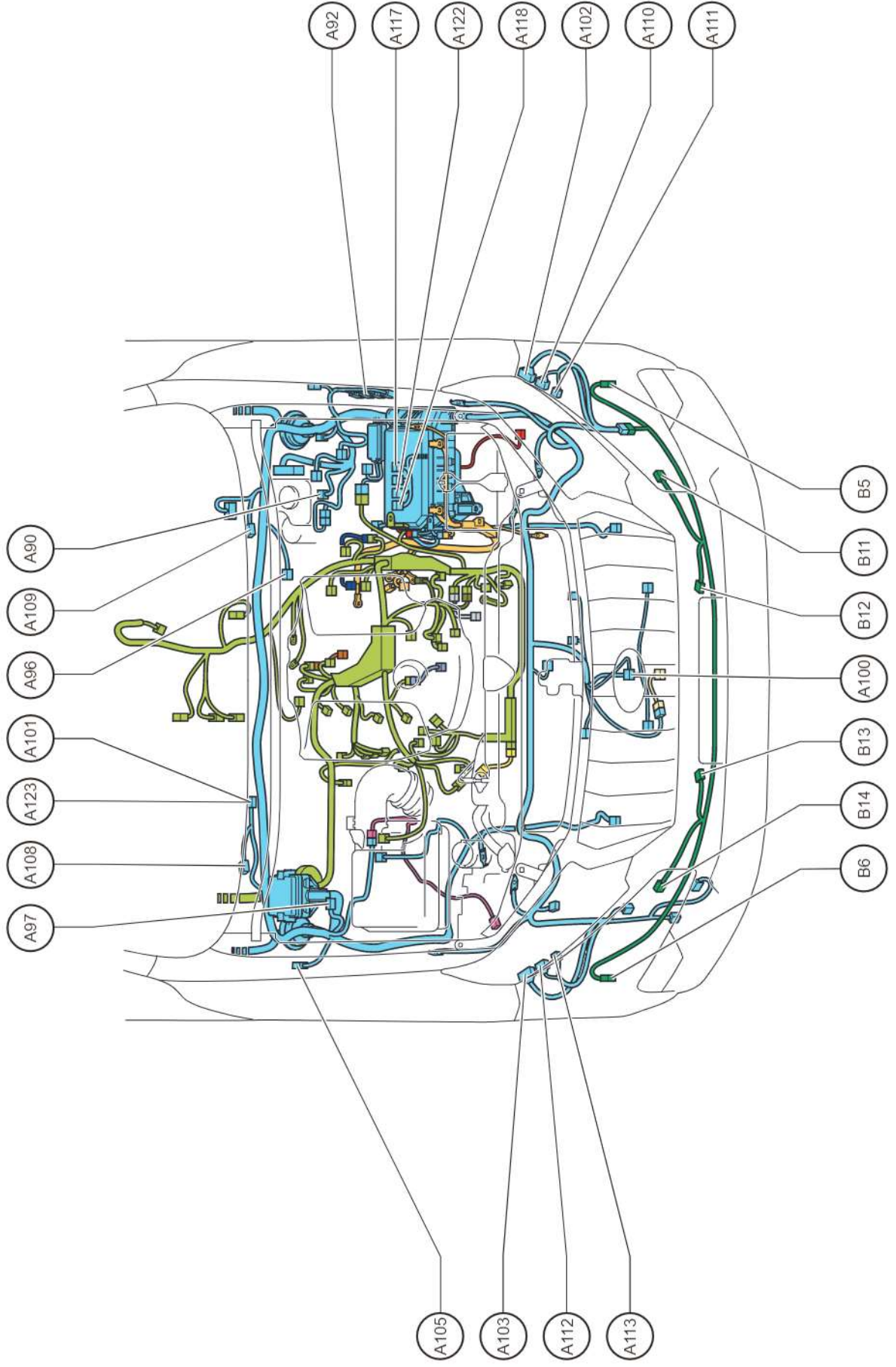
A82
Gray



A83
Black



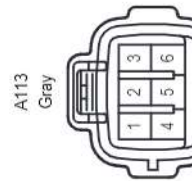
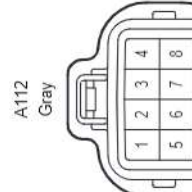
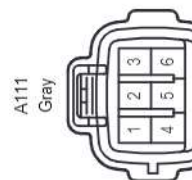
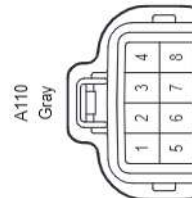
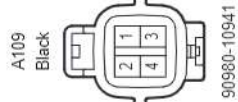
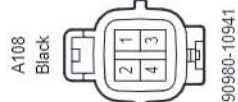
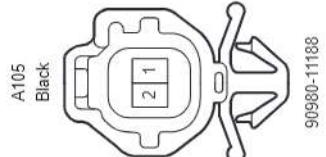
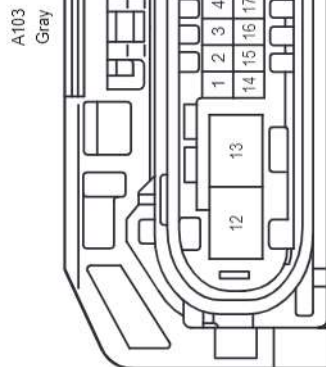
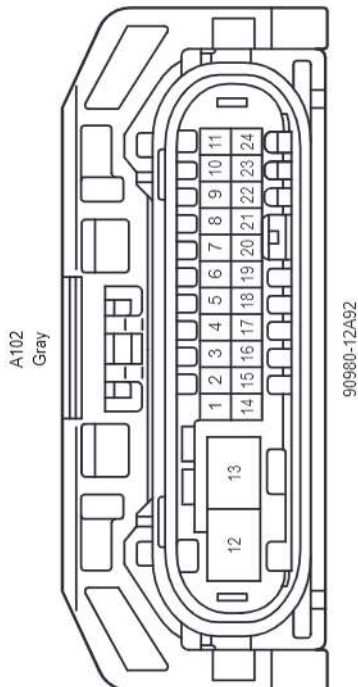
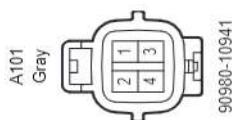
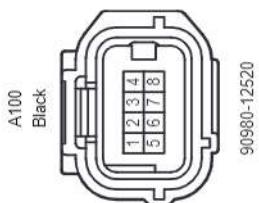
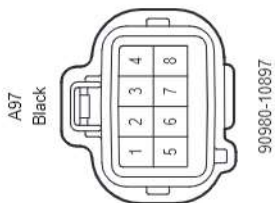
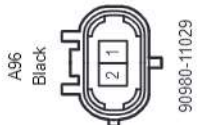
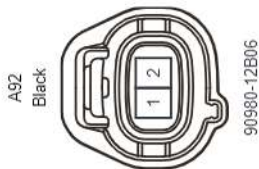
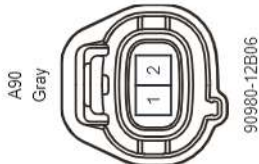
Position of Parts in Engine Compartment (LHD 1GD-FTV) (w/o Water-cooled Intercooler From Aug. 2017 Production)



Position of Parts in Engine Compartment (LHD 1GD-FTV) (w/o Water-cooled Intercooler From Aug. 2017 Production)

- A 90 Brake Fluid Level Warning Switch (Brake Master Cylinder Reservoir Assembly)
- A 92 Glow Plug Controller
- A 96 Heater Pump Assembly
- A 97 Heater & Accessory Assembly
- A100 Millimeter Wave Radar Sensor Assembly
- A101 Front Wiper Deicer (Windshield Glass)
- A102 Headlight Assembly LH (Headlamp Computer Sub-Assembly Main)
- A103 Headlight Assembly RH (Headlamp Computer Sub-Assembly Sub)
- A105 Washer Hose Assembly
- A108 Heated Windshield Defroster (Windshield Glass)
- A109 Heated Windshield Defroster (Windshield Glass)
- A110 Headlight Assembly LH
- A111 Headlight Assembly LH
- A112 Headlight Assembly RH
- A113 Headlight Assembly RH
- A117 Junction Connector
- A118 Junction Connector
- A122 Junction Connector
- A123 Heated Windshield Defroster (Windshield Glass)
- B 5 Fog Light Assembly LH
- B 6 Fog Light Assembly RH
- B 11 Front No. 1 Ultrasonic Sensor LH
- B 12 Front No. 1 Ultrasonic Sensor Center LH
- B 13 Front No. 1 Ultrasonic Sensor Center RH
- B 14 Front No. 1 Ultrasonic Sensor RH

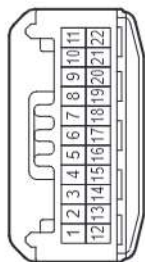
Position of Parts in Engine Compartment (LHD 1GD-FTV) (w/o Water-cooled Intercooler From Aug. 2017 Production)



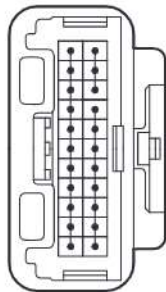
cardiagn.com

Position of Parts in Engine Compartment (LHD 1GD-FTV) (w/o Water-cooled Intercooler From Aug. 2017 Production)

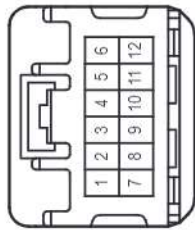
A117
White



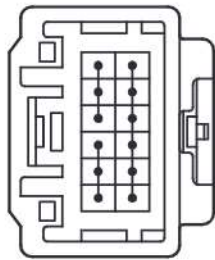
90980-12B54



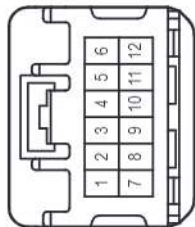
A118
Gray



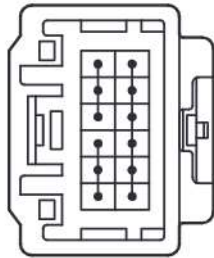
90980-12737



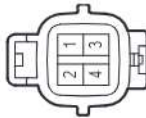
A122
Black



90980-12737

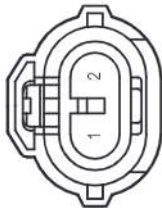


A123
Gray



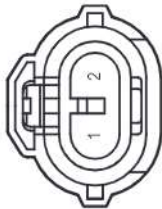
90980-10941

B5
Black



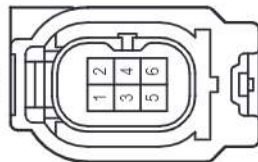
82824-60460

B6
Black



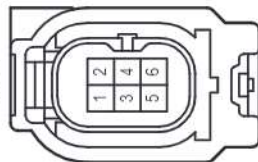
82824-60460

B11
Black



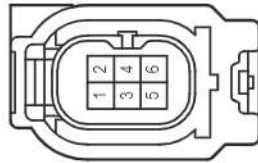
90980-12382

B12
Black



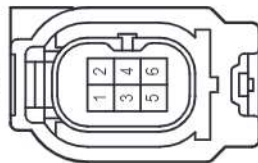
90980-12382

B13
Black



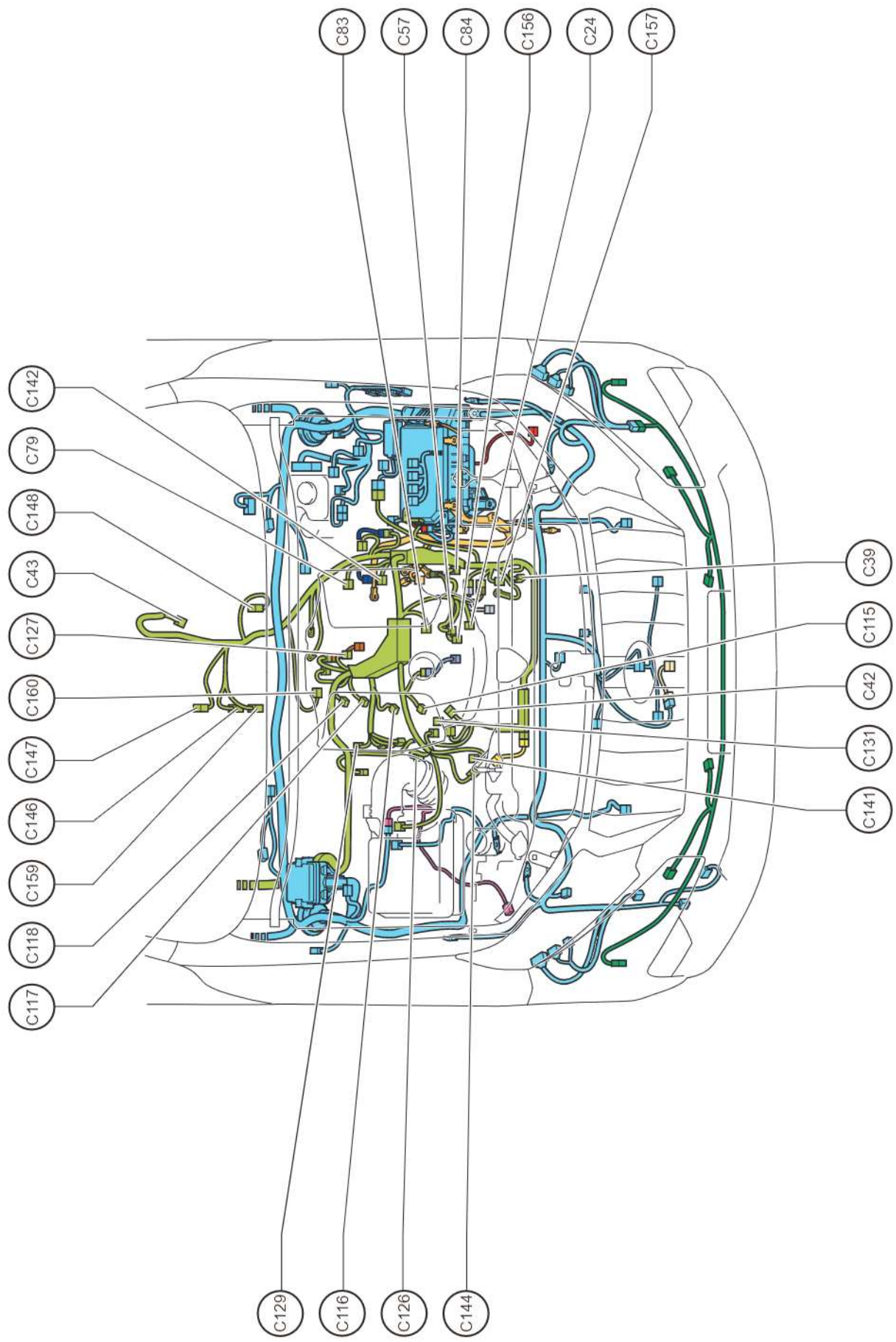
90980-12382

B14
Black



90980-12382

Position of Parts in Engine Compartment (LHD 1GD-FTV) (w/o Water-cooled Intercooler From Aug. 2017 Production)



Position of Parts in Engine Compartment (LHD 1GD-FTV) (w/o Water-cooled Intercooler From Aug. 2017 Production)

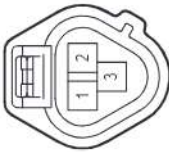
- C 24 E.F.I. Engine Coolant Temperature Sensor
- C 39 Cooler Compressor Assembly
- C 42 Engine Oil Pressure Switch Assembly
- C 43 Transfer Shift Actuator Assembly
- C 57 Power Steering Oil Pressure Switch
- C 79 VSV (for No. 2 Swirl Control Valve)
- C 83 Vacuum Sensor (Diesel Turbo Pressure Sensor)
- C 84 Intake Air Temperature Sensor
- C115 Fuel Injector Assembly No. 1
- C116 Fuel Injector Assembly No. 2
- C117 Fuel Injector Assembly No. 3
- C118 Fuel Injector Assembly No. 4
- C126 Exhaust Fuel Addition Injector Assembly
- C127 Electric EGR Control Valve Assembly
- C129 Differential Pressure Sensor Assembly
- C131 Air Fuel Ratio Sensor
- C141 DC Motor
- C142 No. 2 EGR Valve Assembly
- C144 Nozzle Vane Position Sensor
- C146 Electronically Controlled Transmission Solenoid
- C147 Transmission Revolution Sensor (Counter Gear)
- C148 Transmission Revolution Sensor (Turbine)
- C156 Vane Pump Assembly
- C157 Generator Assembly
- C159 Park/Neutral Position Switch
- C160 Back-Up Light Switch Assembly

Position of Parts in Engine Compartment (LHD 1GD-FTV) (w/o Water-cooled Intercooler From Aug. 2017 Production)

C24
Black
90980-10735



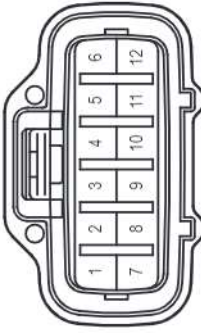
C39
Gray
90980-11016



C42
Gray
90980-11363



C43
Black
90980-11664



C57
Black
90980-11428



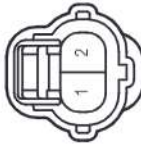
C79
Brown
90980-11149



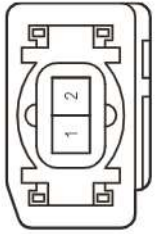
C83
Black
90980-10845



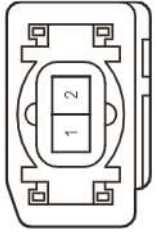
C84
Gray
90980-11025



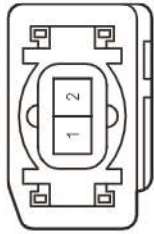
C115
Black
90980-12747



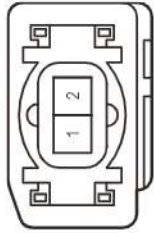
C116
Gray
90980-12747



C117
Black
90980-12747



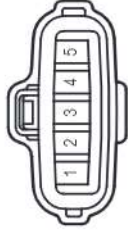
C118
Gray
90980-12747



C126
Black (Before Jun. 2015 Production) / Gray (From Jun. 2015 Production)
90980-11284



C127
Black
90980-11024



C129
Black
90980-10845



C131
Dark Gray
90980-10869



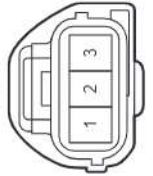
C141
Black
90980-12B06



C142
Gray
90980-12B06



C144
Black
90980-11261



C146
Gray

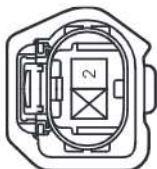
C147
Black

C148
Black

C156
Black

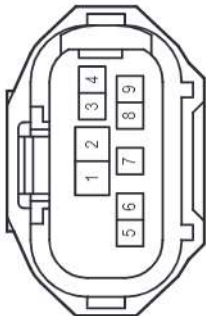
Position of Parts in Engine Compartment (LHD 1GD-FTV) (w/o Water-cooled Intercooler From Aug. 2017 Production)

C157
Black



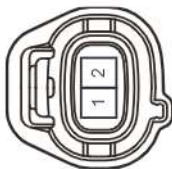
90980-12A88

C159
Gray



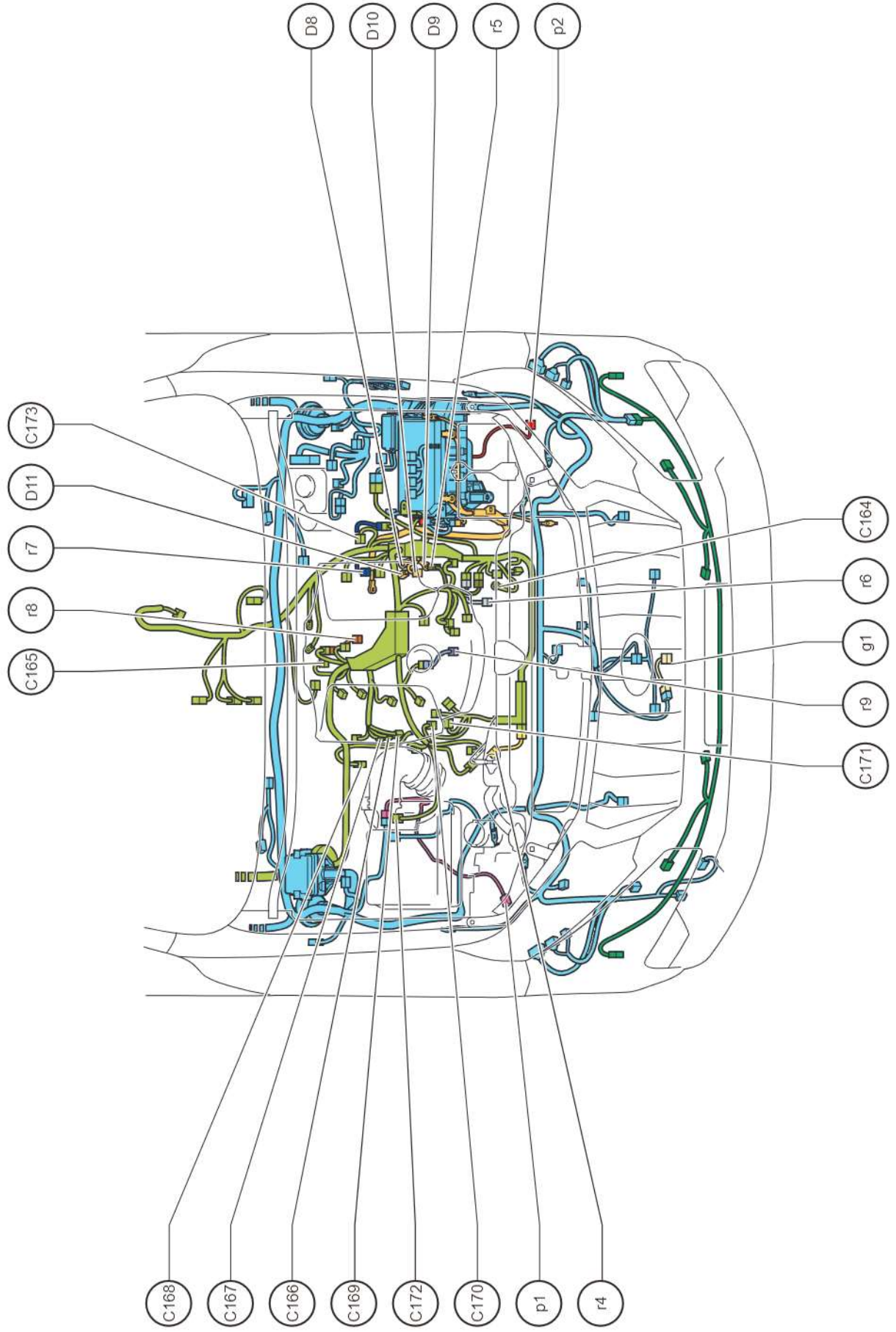
90980-12A23

C160
White



90980-12B06

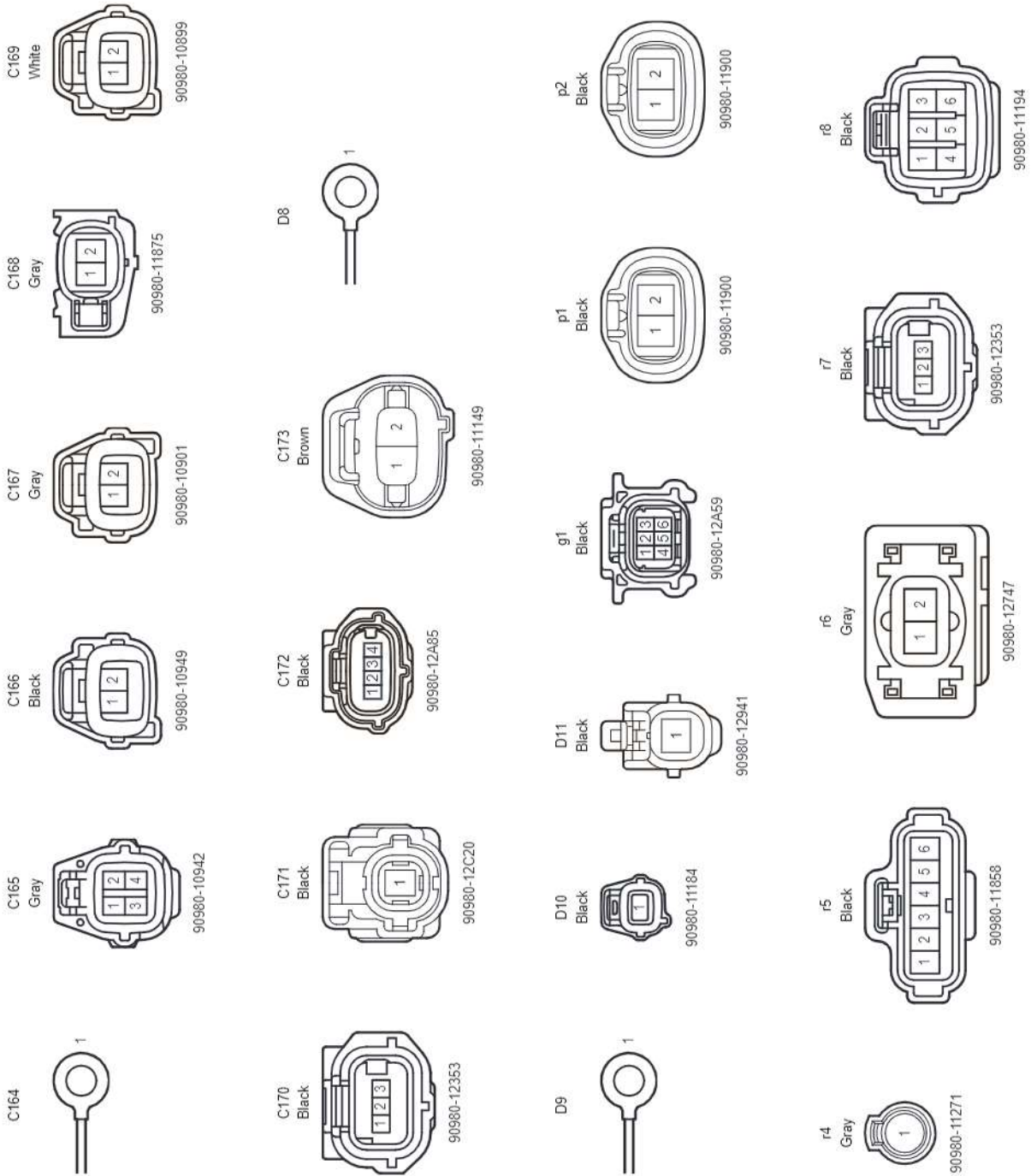
Position of Parts in Engine Compartment (LHD 1GD-FTV) (w/o Water-cooled Intercooler From Aug. 2017 Production)



Position of Parts in Engine Compartment (LHD 1GD-FTV) (w/o Water-cooled Intercooler From Aug. 2017 Production)

C164	Generator Assembly
C165	Glow Plug Assembly
C166	No. 2 Exhaust Gas Temperature Sensor
C167	No. 3 Exhaust Gas Temperature Sensor
C168	Urea Injector Assembly
C169	No. 1 Exhaust Gas Temperature Sensor
C170	Cam Position Sensor
C171	Engine Oil Level Sensor
C172	Intake Mass Air Flow Meter Sub-Assembly
C173	VSV (for Engine Mounting)
D 8	Starter Assembly
D 9	Starter Assembly
D 10	Starter Assembly
D 11	Starter Assembly
g 1	Front Television Camera Assembly
p 1	Front Speed Sensor RH
p 2	Front Speed Sensor LH
r 4	Viscous Heater with Magnet Clutch ASSY
r 5	Diesel Throttle Body ASSY
r 6	Injection or Supply Pump Assembly (Suction Control Valve)
r 7	Crank Position Sensor
r 8	Fuel Pressure Sensor (Common Rail Assembly)
r 9	Pressure Discharge Valve (Common Rail Assembly)

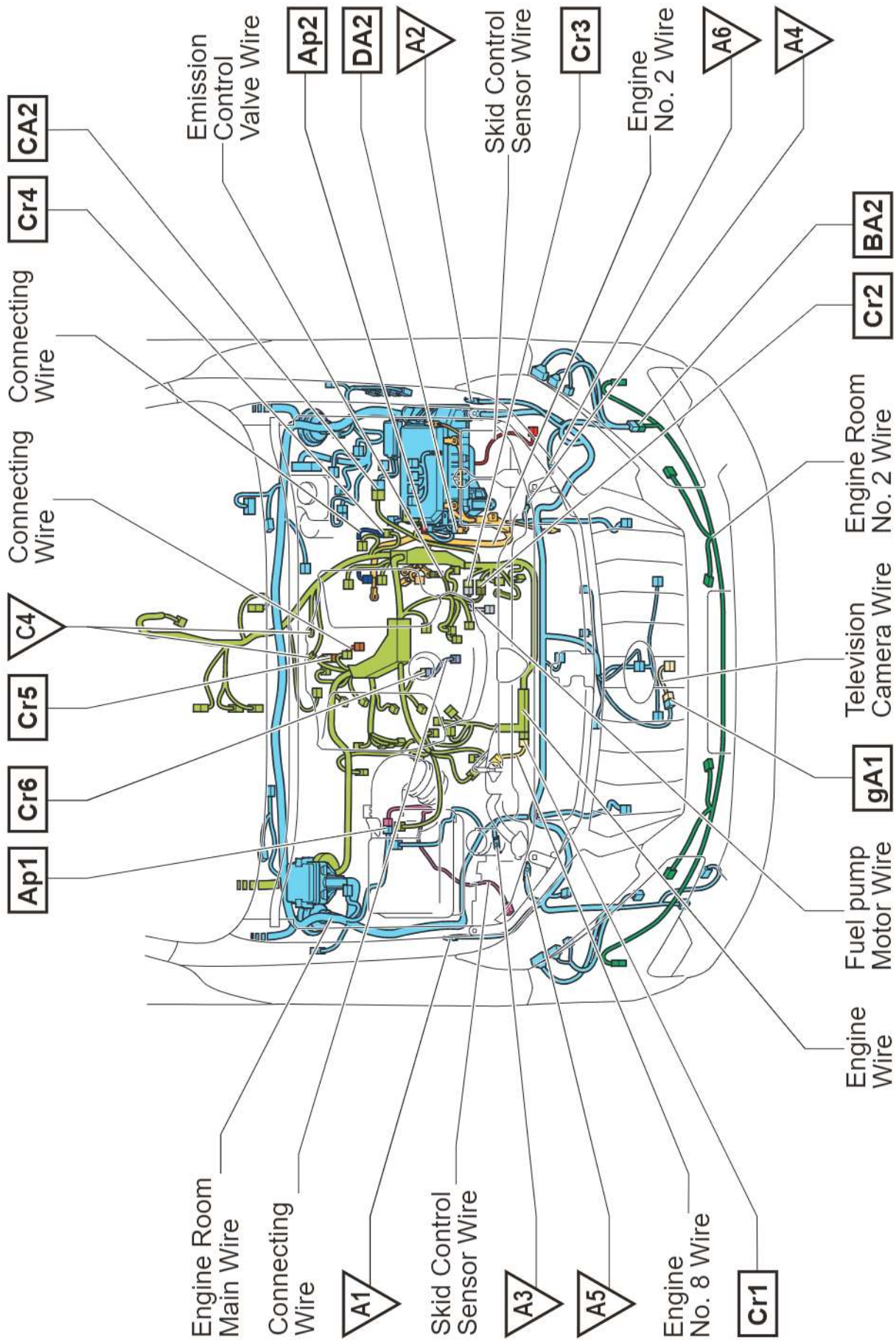
Position of Parts in Engine Compartment (LHD 1GD-FTV) (w/o Water-cooled Intercooler From Aug. 2017 Production)



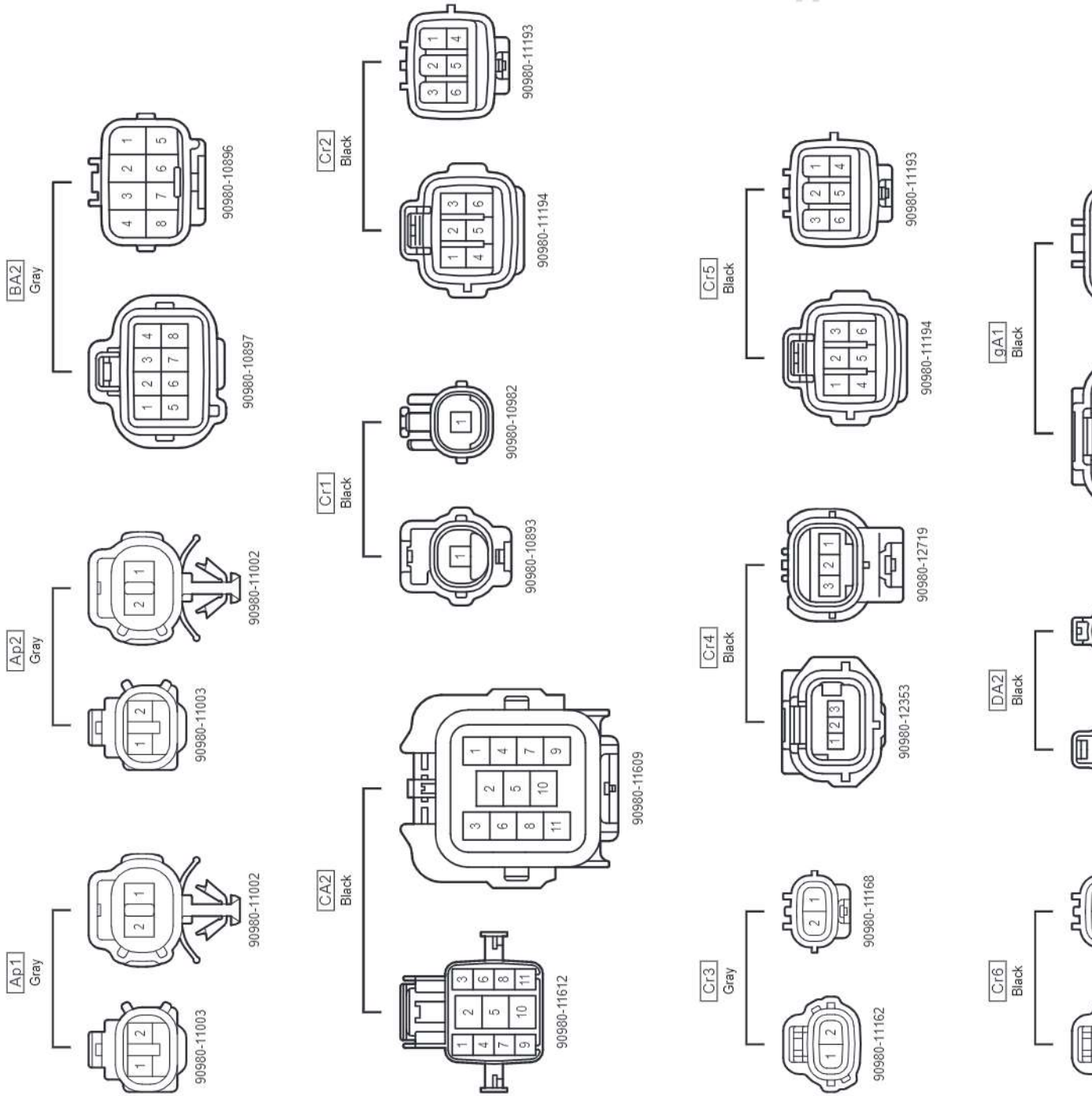
cardiagn.com



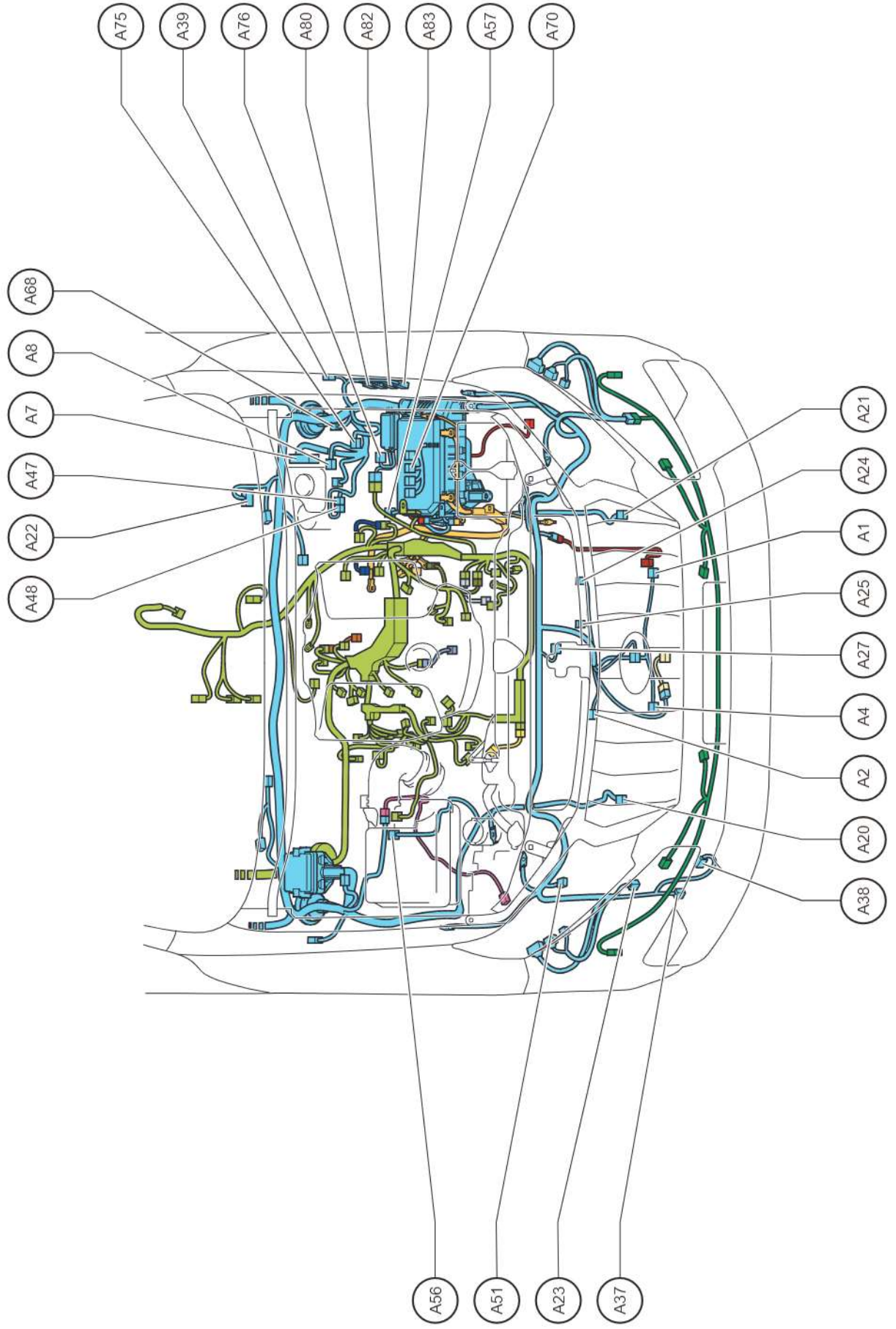
Wire and Wire , Ground Points in Engine Compartment (LHD 1GD-FTV) (w/o Water-cooled Intercooler From Aug. 2017 Production)



Wire and Wire , Ground Points in Engine Compartment (LHD 1GD-FTV) (w/o Water-cooled Intercooler From Aug. 2017 Production)



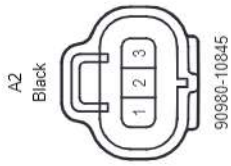
Position of Parts in Engine Compartment (LHD 1GD-FTV) (w/ Water-cooled Intercooler From Jun. 2018 Production)



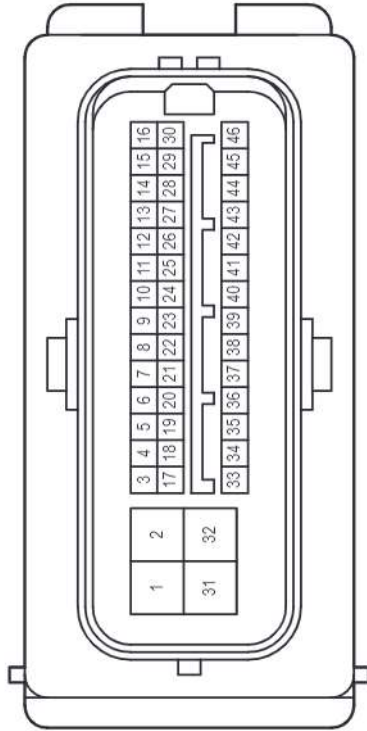
Position of Parts in Engine Compartment (LHD 1GD-FTV) (w/ Water-cooled Intercooler From Jun. 2018 Production)

- A 1 Ambient Temperature Sensor
- A 2 A/C Pressure Sensor
- A 4 Condenser Fan Motor (With Shroud Blower Assembly)
- A 7 Brake Actuator Assembly
- A 8 Brake Actuator Assembly
- A 20 Front Airbag Sensor RH
- A 21 Front Airbag Sensor LH
- A 22 Windshield Wiper Motor Assembly
- A 23 Windshield Washer Motor and Pump Assembly
- A 24 Low Pitched Horn Assembly
- A 25 High Pitched Horn Assembly
- A 27 Engine Hood Courtesy Switch
- A 37 Headlight Cleaner Motor and Pump Assembly
- A 38 Headlight Cleaner Control Relay
- A 39 Wireless Door Lock Buzzer
- A 47 Short Connector
- A 48 Short Connector
- A 51 Noise Filter (Condenser Fan)
- A 56 Front Absorber Control Actuator RH
- A 57 Front Absorber Control Actuator LH
- A 68 Junction Connector
- A 70 Junction Connector
- A 75 Level Warning Switch (Fuel Filter Assembly)
- A 76 Fuel Filter Warning Switch
- A 80 Glow Plug Controller
- A 82 Glow Plug Controller
- A 83 Glow Plug Controller

Position of Parts in Engine Compartment (LHD 1GD-FTV) (w/ Water-cooled Intercooler From Jun. 2018 Production)

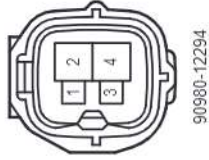


A7
Black



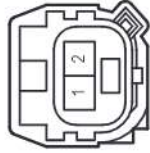
90980-12297

A8
Black



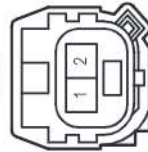
90980-12294

A20
Yellow



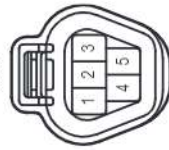
90980-12490

A21
Yellow



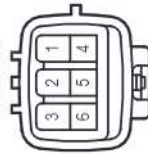
90980-12490

A22
Black



90980-11599

A23
Dark Gray



90980-11193

A24
Black



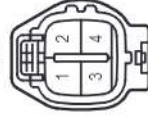
90980-10619

A25
Black



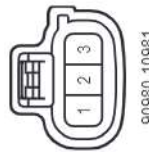
90980-10619

A27
Black



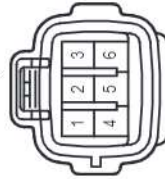
90980-11178

A37
Black



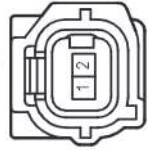
90980-10981

A38
Gray



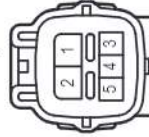
90980-11045

A39
Gray



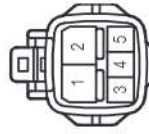
90980-12572

A47
Gray



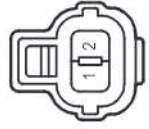
90980-10946

A48
Gray



90980-10946

A51
Gray

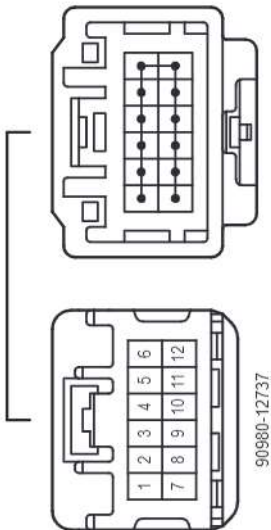


90980-10843

cardiagn.com

Position of Parts in Engine Compartment (LHD 1GD-FTV) (w/ Water-cooled Intercooler From Jun. 2018 Production)

A70
White




90980-12737

A75
Gray



90980-11003

A76
Black



90980-12416

A80
Gray



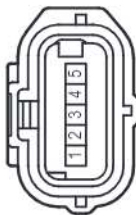
90980-11184

A82
Gray



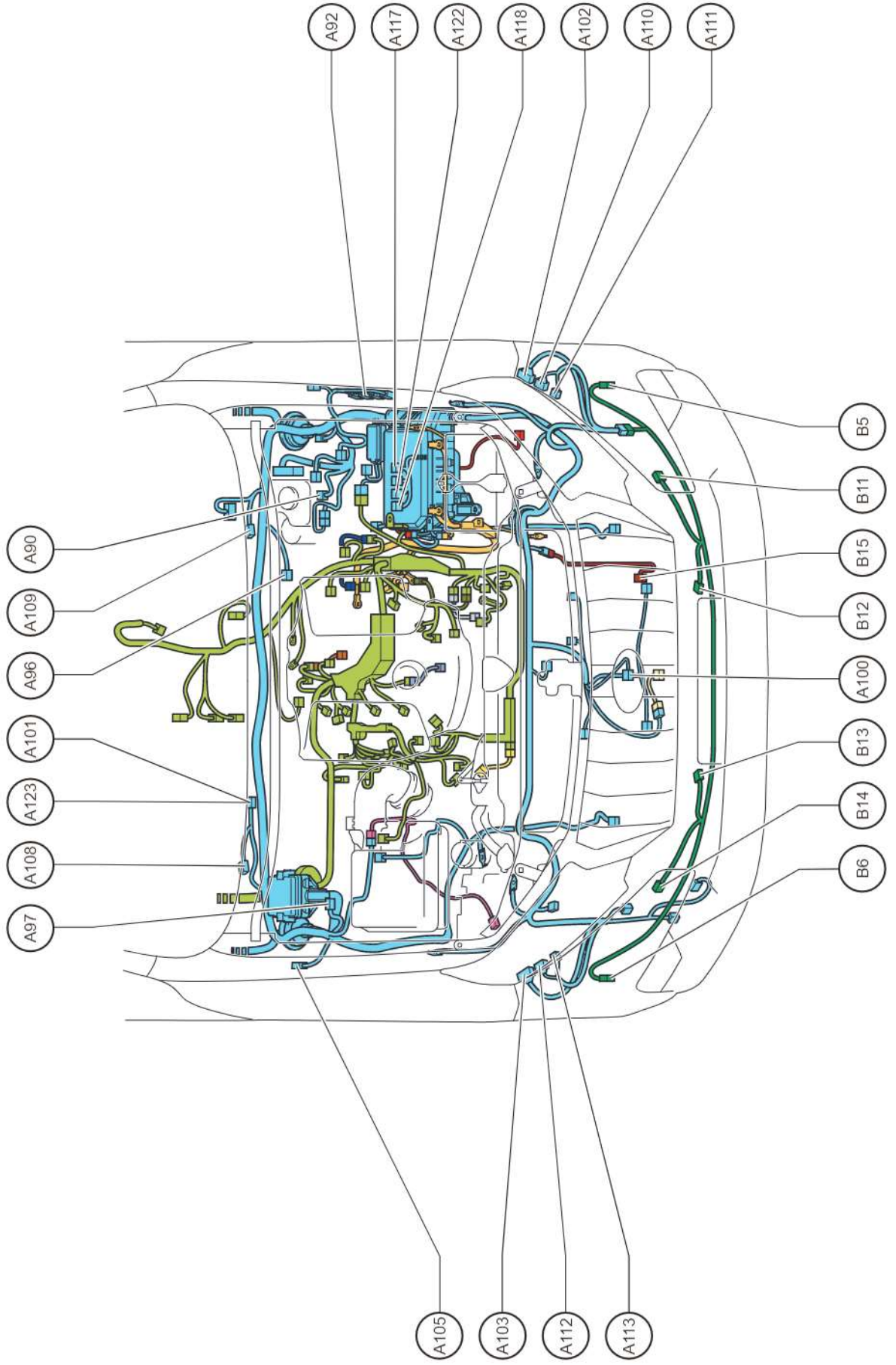
90980-11162

A83
Black



90980-12292

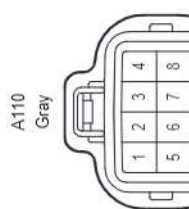
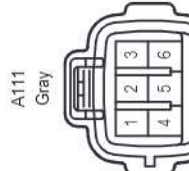
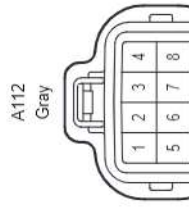
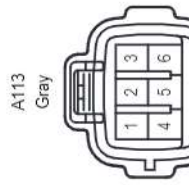
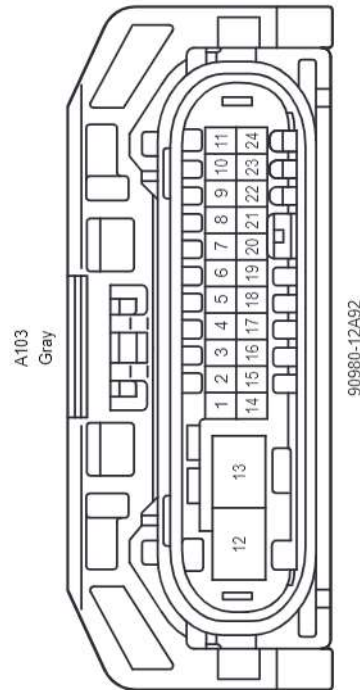
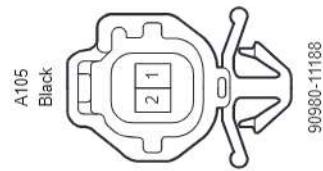
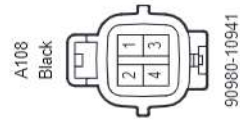
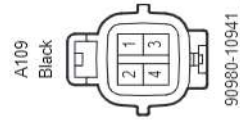
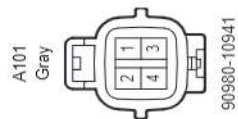
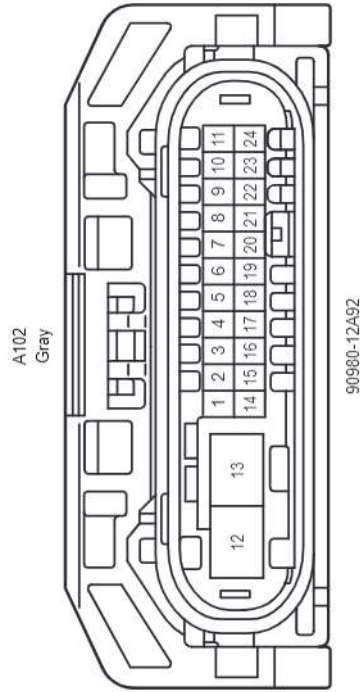
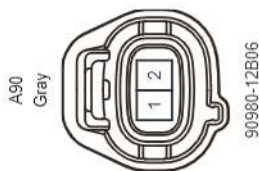
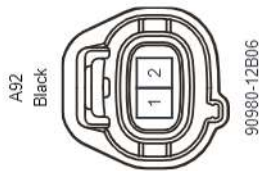
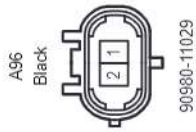
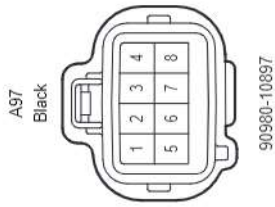
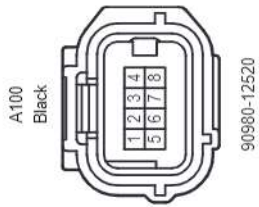
Position of Parts in Engine Compartment (LHD 1GD-FTV) (w/ Water-cooled Intercooler From Jun. 2018 Production)



Position of Parts in Engine Compartment (LHD 1GD-FTV) (w/ Water-cooled Intercooler From Jun. 2018 Production)

- A 90 Brake Fluid Level Warning Switch (Brake Master Cylinder Reservoir Assembly)
- A 92 Glow Plug Controller
- A 96 Heater Pump Assembly
- A 97 Heater & Accessory Assembly
- A100 Millimeter Wave Radar Sensor Assembly
- A101 Front Wiper Deicer (Windshield Glass)
- A102 Headlight Assembly LH (Headlamp Computer Sub-Assembly Main)
- A103 Headlight Assembly RH (Headlamp Computer Sub-Assembly Sub)
- A105 Washer Hose Assembly
- A108 Heated Windshield Defroster (Windshield Glass)
- A109 Heated Windshield Defroster (Windshield Glass)
- A110 Headlight Assembly LH
- A111 Headlight Assembly LH
- A112 Headlight Assembly RH
- A113 Headlight Assembly RH
- A117 Junction Connector
- A118 Junction Connector
- A122 Junction Connector
- A123 Heated Windshield Defroster (Windshield Glass)
- B 5 Fog Light Assembly LH
- B 6 Fog Light Assembly RH
- B 11 Front No. 1 Ultrasonic Sensor LH
- B 12 Front No. 1 Ultrasonic Sensor Center LH
- B 13 Front No. 1 Ultrasonic Sensor Center RH
- B 14 Front No. 1 Ultrasonic Sensor RH
- B 15 Water Pump Assembly

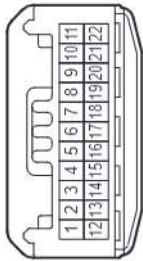
Position of Parts in Engine Compartment (LHD 1GD-FTV) (w/ Water-cooled Intercooler From Jun. 2018 Production)



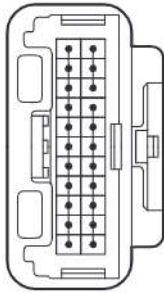
cardiagn.com

Position of Parts in Engine Compartment (LHD 1GD-FTV) (w/ Water-cooled Intercooler From Jun. 2018 Production)

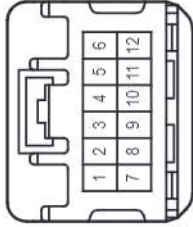
A117
White



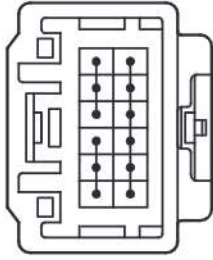
90980-12B54



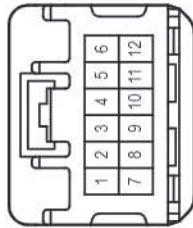
A118
Gray



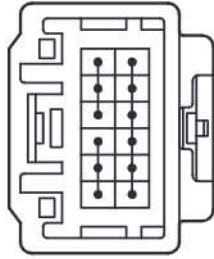
90980-12737



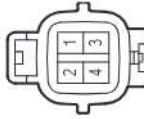
A122
Black



90980-12737

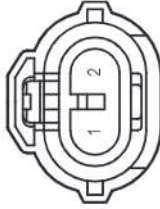


A123
Gray



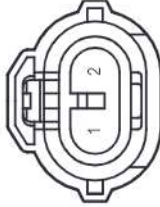
90980-10941

B5
Black



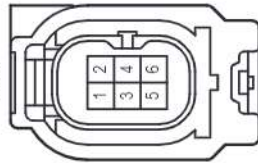
82824-60460

B6
Black



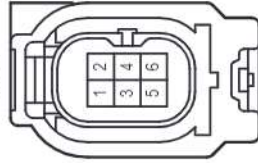
82824-60460

B11
Black



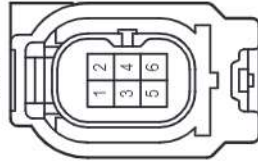
90980-12382

B12
Black



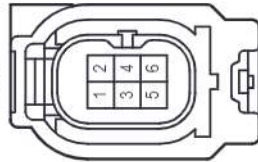
90980-12382

B13
Black



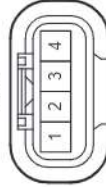
90980-12382

B14
Black



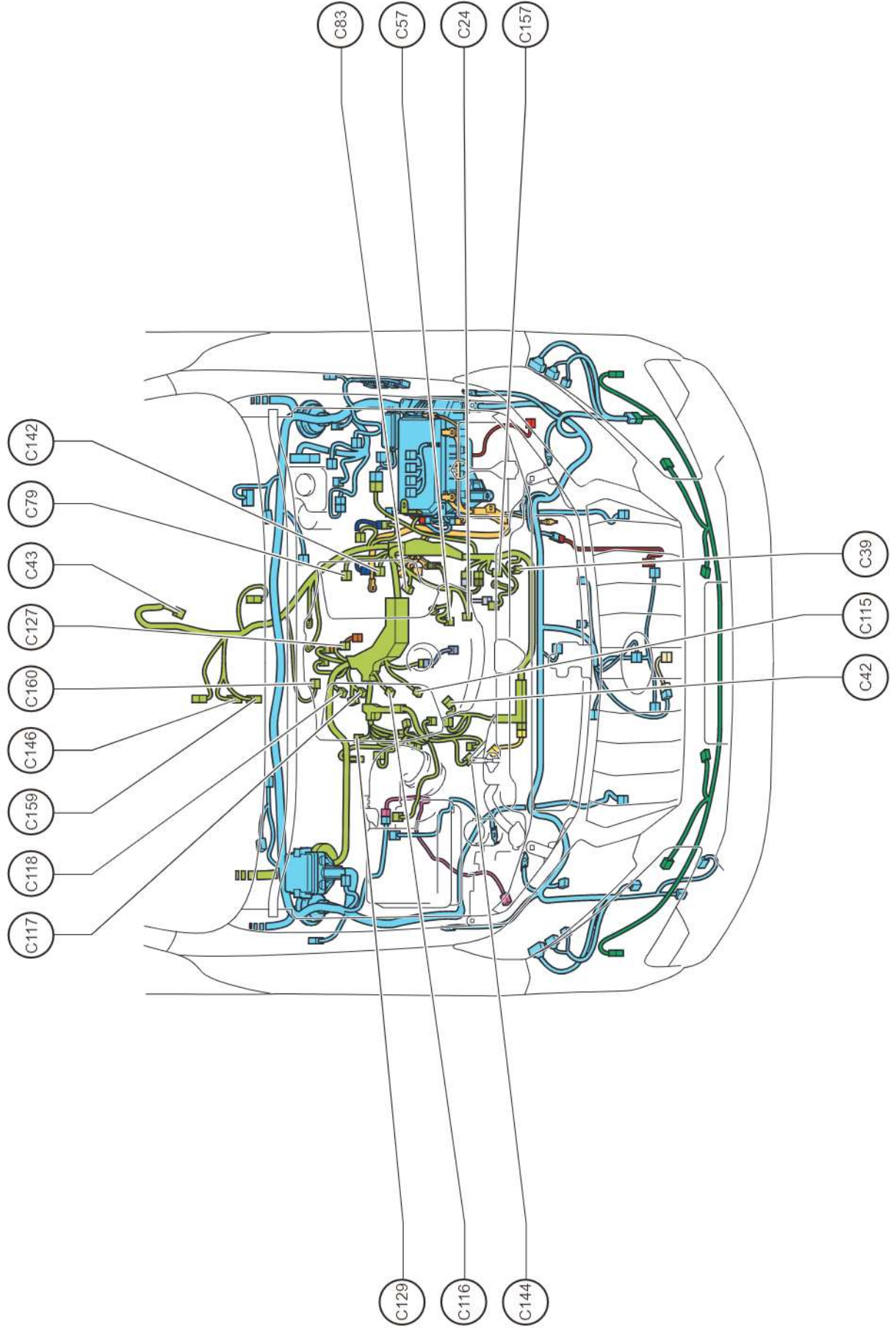
90980-12382

B15
Gray



90980-12A29

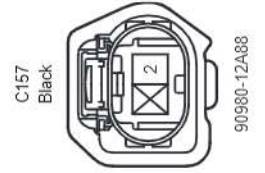
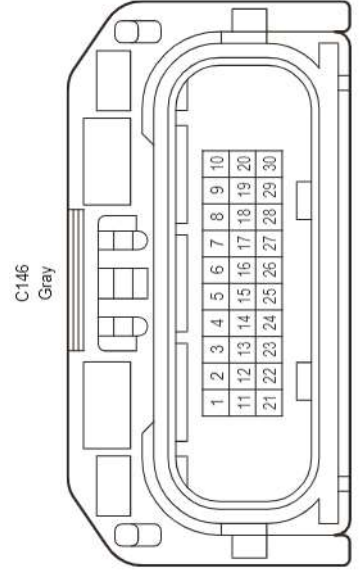
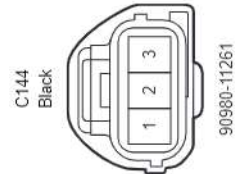
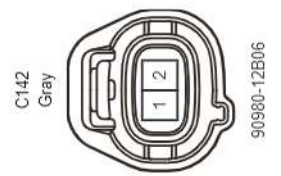
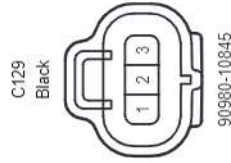
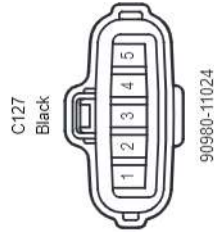
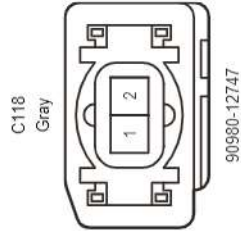
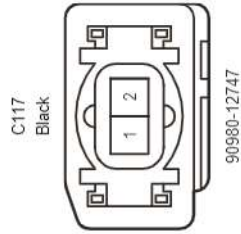
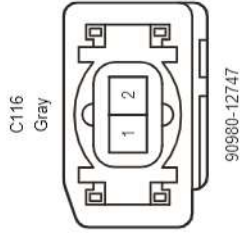
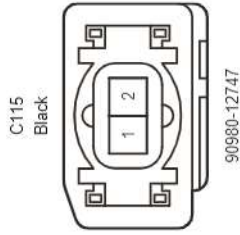
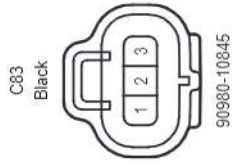
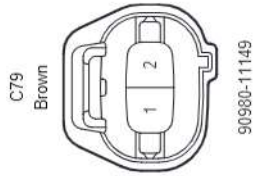
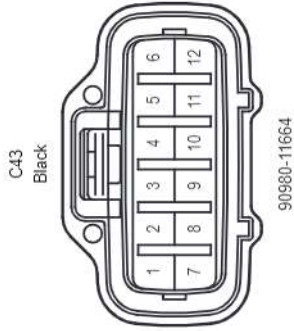
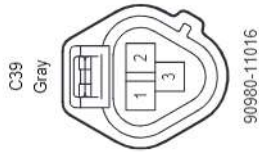
Position of Parts in Engine Compartment (LHD 1GD-FTV) (w/ Water-cooled Intercooler From Jun. 2018 Production)



Position of Parts in Engine Compartment (LHD 1GD-FTV) (w/ Water-cooled Intercooler From Jun. 2018 Production)

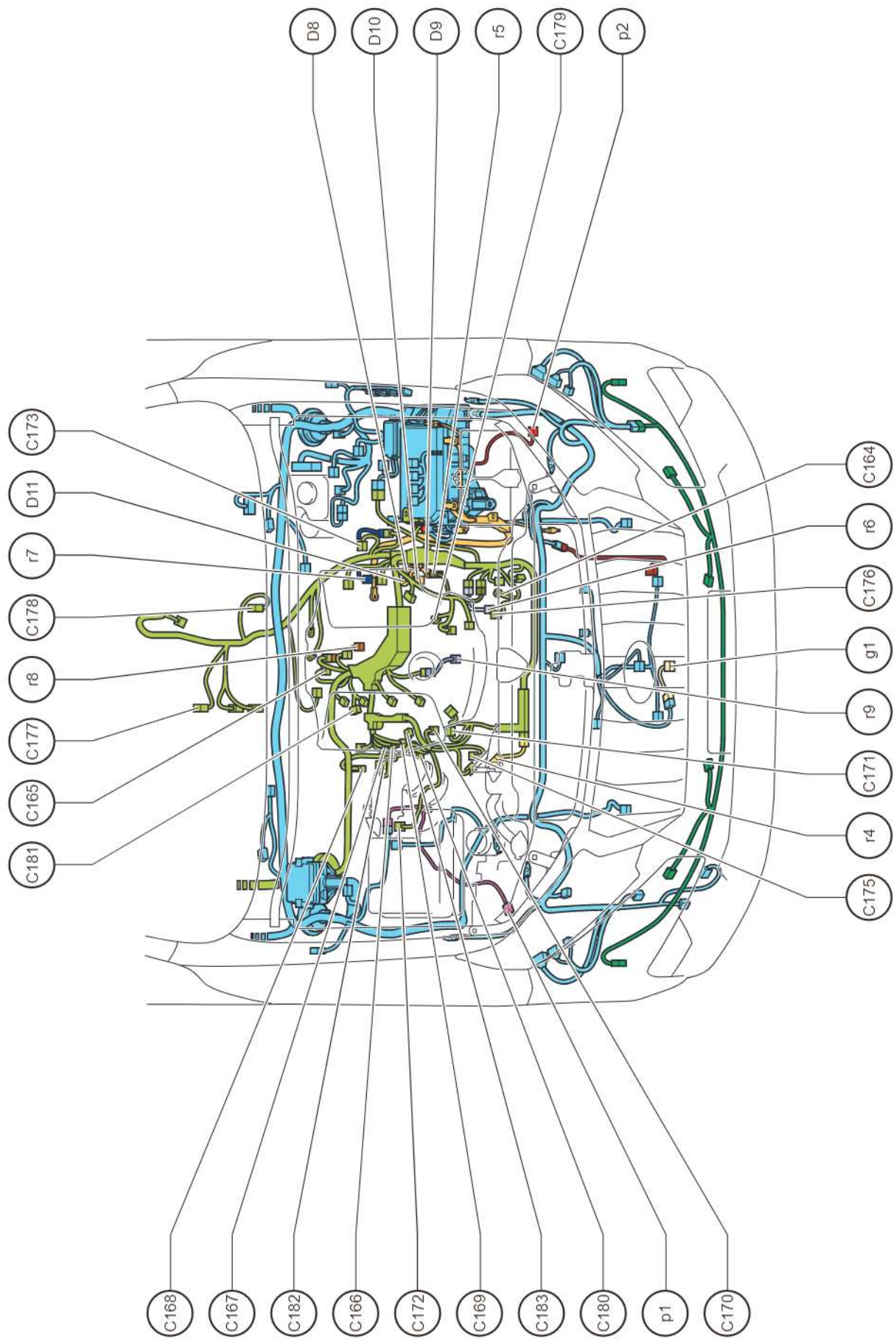
- C 24 E.F.I. Engine Coolant Temperature Sensor
- C 39 Cooler Compressor Assembly
- C 42 Engine Oil Pressure Switch Assembly
- C 43 Transfer Shift Actuator Assembly
- C 57 Power Steering Oil Pressure Switch
- C 79 VSV (for No. 2 Swirl Control Valve)
- C 83 Vacuum Sensor (Diesel Turbo Pressure Sensor)
- C115 Fuel Injector Assembly No. 1
- C116 Fuel Injector Assembly No. 2
- C117 Fuel Injector Assembly No. 3
- C118 Fuel Injector Assembly No. 4
- C127 Electric EGR Control Valve Assembly
- C129 Differential Pressure Sensor Assembly
- C142 No. 2 EGR Valve Assembly
- C144 Nozzle Vane Position Sensor
- C146 Electronically Controlled Transmission Solenoid
- C157 Generator Assembly
- C159 Park/Neutral Position Switch
- C160 Back-Up Light Switch Assembly

Position of Parts in Engine Compartment (LHD 1GD-FTV) (w/ Water-cooled Intercooler From Jun. 2018 Production)



cardiagn.com


Position of Parts in Engine Compartment (LHD 1GD-FTV) (w/ Water-cooled Intercooler From Jun. 2018 Production)



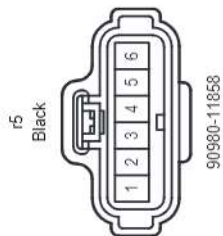
Position of Parts in Engine Compartment (LHD 1GD-FTV) (w/ Water-cooled Intercooler From Jun. 2018 Production)

C164	Generator Assembly
C165	Glow Plug Assembly
C166	No. 2 Exhaust Gas Temperature Sensor
C167	No. 3 Exhaust Gas Temperature Sensor
C168	Urea Injector Assembly
C169	No. 1 Exhaust Gas Temperature Sensor
C170	Cam Position Sensor
C171	Engine Oil Level Sensor
C172	Intake Mass Air Flow Meter Sub-Assembly
C173	VSV (for Engine Mounting)
C175	DC Motor
C176	Intake Air Temperature Sensor (Turbo)
C177	Transmission Revolution Sensor (Counter Gear)
C178	Transmission Revolution Sensor (Turbine)
C179	Vane Pump Assembly
C180	Exhaust Fuel Addition Injector Assembly
C181	Nitrogen Oxides Sensor (Intake Side)
C182	Intake Air Temperature Sensor (Intercooler)
C183	E.F.I. Engine Coolant Temperature Sensor (Intercooler)
D 8	Starter Assembly
D 9	Starter Assembly
D 10	Starter Assembly
D 11	Starter Assembly
g 1	Front Television Camera Assembly
p 1	Front Speed Sensor RH
p 2	Front Speed Sensor LH
r 4	Viscous Heater with Magnet Clutch ASSY
r 5	Diesel Throttle Body ASSY
r 6	Injection or Supply Pump Assembly (Suction Control Valve)
r 7	Crank Position Sensor
r 8	Fuel Pressure Sensor (Common Rail Assembly)
r 9	Pressure Discharge Valve (Common Rail Assembly)

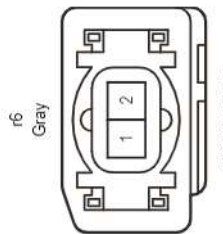
Position of Parts in Engine Compartment (LHD 1GD-FTV) (w/ Water-cooled Intercooler From Jun. 2018 Production)



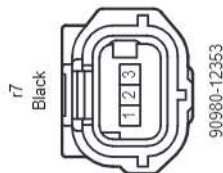
Position of Parts in Engine Compartment (LHD 1GD-FTV) (w/ Water-cooled Intercooler From Jun. 2018 Production)



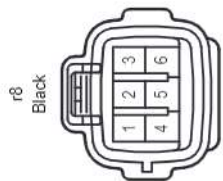
90980-11858



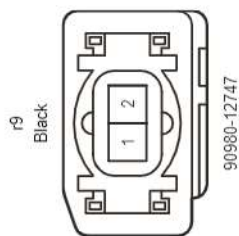
90980-12747



90980-12353

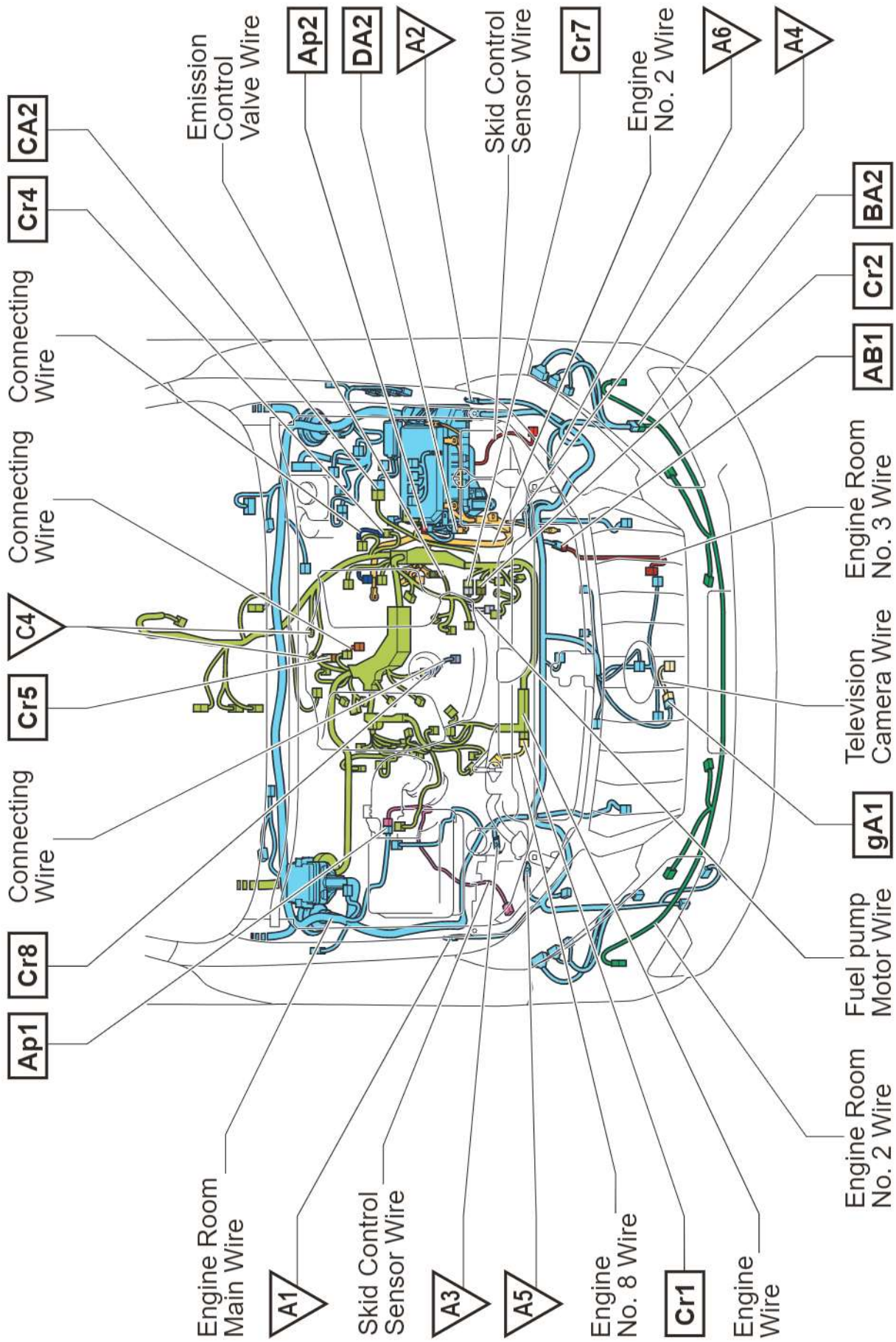


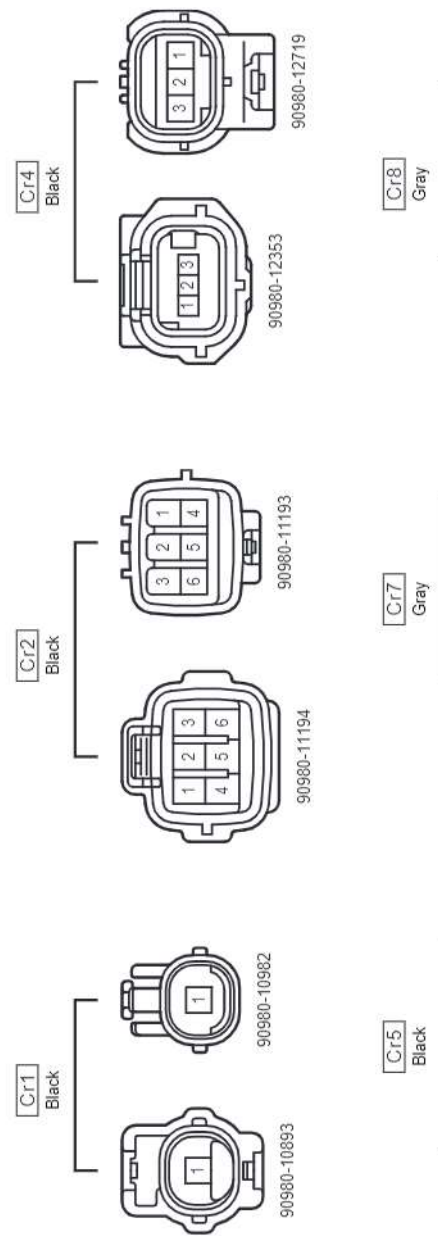
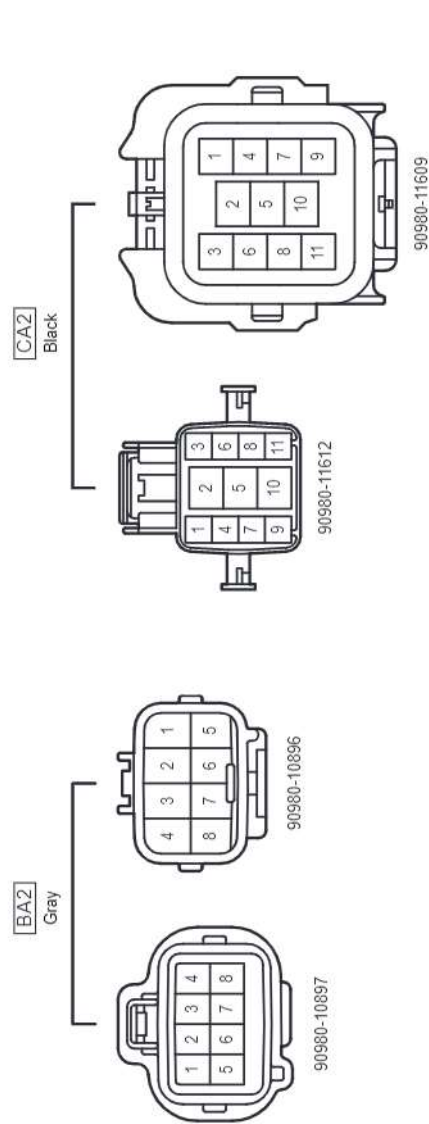
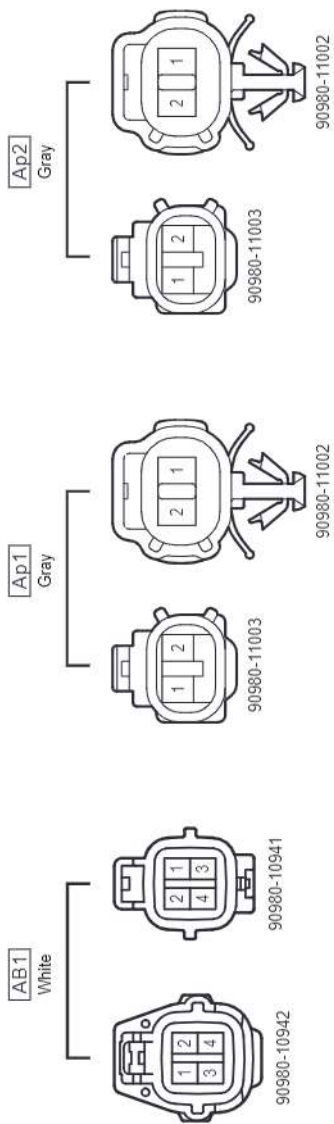
90980-11194



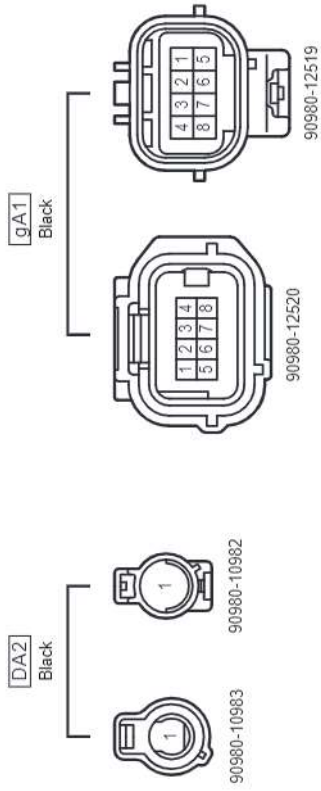
90980-12747

Wire and Wire , Ground Points in Engine Compartment (LHD 1GD-FTV) (w/ Water-cooled Intercooler From Jun. 2018 Production)

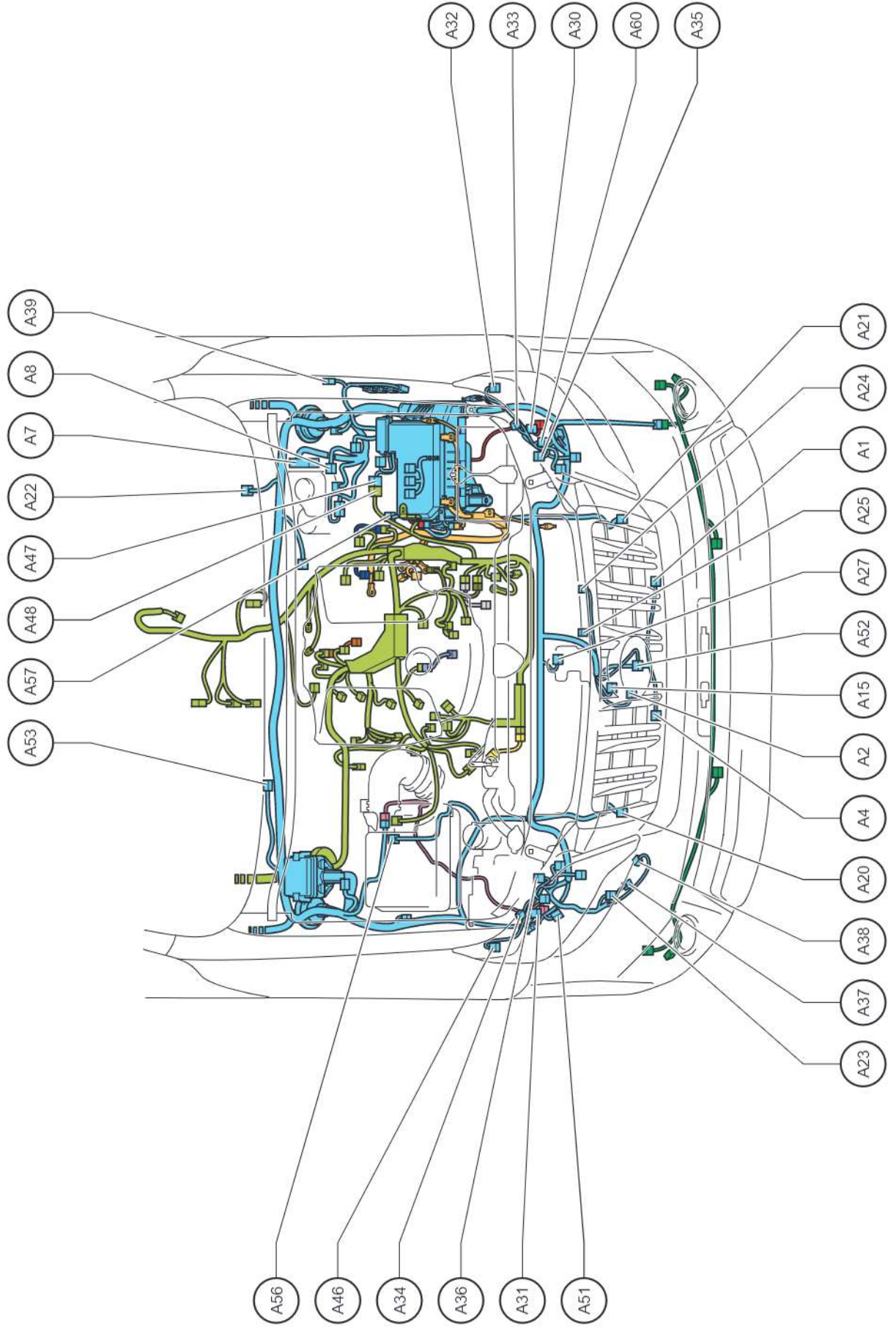




Wire and Wire , Ground Points in Engine Compartment (LHD 1GD-FTV) (w/ Water-cooled Intercooler From Jun. 2018 Production)



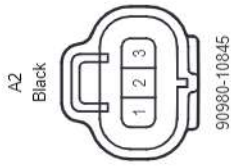
Position of Parts in Engine Compartment (LHD 1GD-FTV) (Before Aug. 2017 Production)



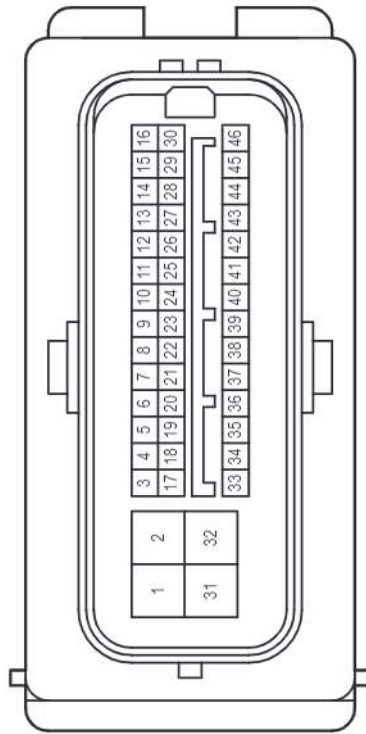
Position of Parts in Engine Compartment (LHD 1GD-FTV) (Before Aug. 2017 Production)

- A 1 Ambient Temperature Sensor
- A 2 A/C Pressure Sensor
- A 4 Condenser Fan Motor (With Shroud Blower Assembly)
- A 7 Brake Actuator Assembly
- A 8 Brake Actuator Assembly
- A 15 Millimeter Wave Radar Sensor Assembly
- A 20 Front Airbag Sensor RH
- A 21 Front Airbag Sensor LH
- A 22 Windshield Wiper Motor Assembly
- A 23 Windshield Washer Motor and Pump Assembly
- A 24 Low Pitched Horn Assembly
- A 25 High Pitched Horn Assembly
- A 27 Engine Hood Courtesy Switch
- A 30 Headlight Assembly LH
- A 31 Headlight Assembly RH
- A 32 Headlight Assembly LH
- A 33 Headlight Assembly LH
- A 34 Headlight Assembly RH
- A 35 Headlight Assembly LH
- A 36 Headlight Assembly RH
- A 37 Headlight Cleaner Motor and Pump Assembly
- A 38 Headlight Cleaner Control Relay
- A 39 Wireless Door Lock Buzzer
- A 46 Headlight Assembly RH
- A 47 Short Connector
- A 48 Short Connector
- A 51 Noise Filter (Condenser Fan)
- A 52 Front Television Camera Assembly
- A 53 Front Wiper Deicer (Windshield Glass)
- A 56 Front Absorber Control Actuator RH
- A 57 Front Absorber Control Actuator LH
- A 60 Headlight Assembly LH

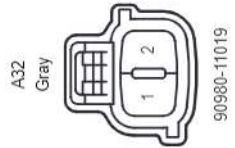
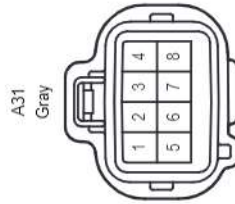
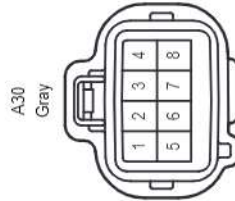
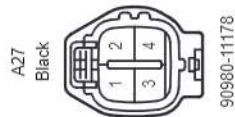
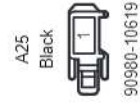
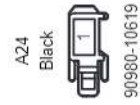
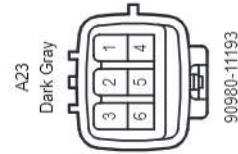
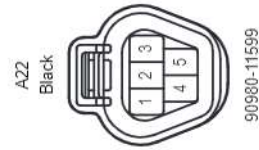
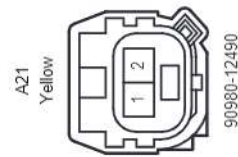
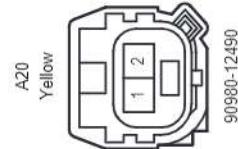
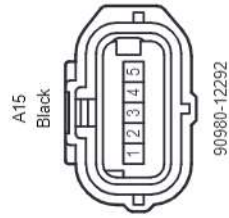
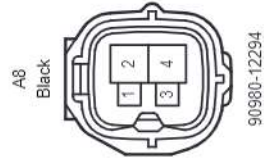
Position of Parts in Engine Compartment (LHD 1GD-FTV) (Before Aug. 2017 Production)



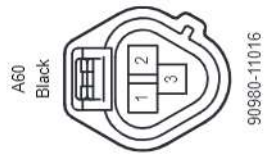
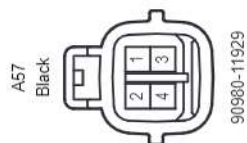
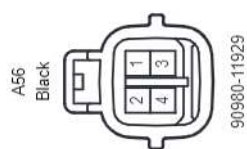
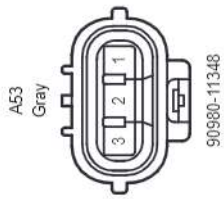
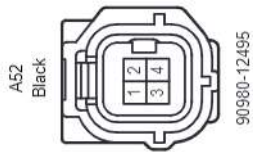
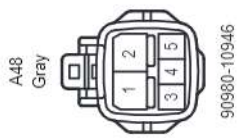
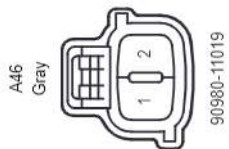
A7
Black



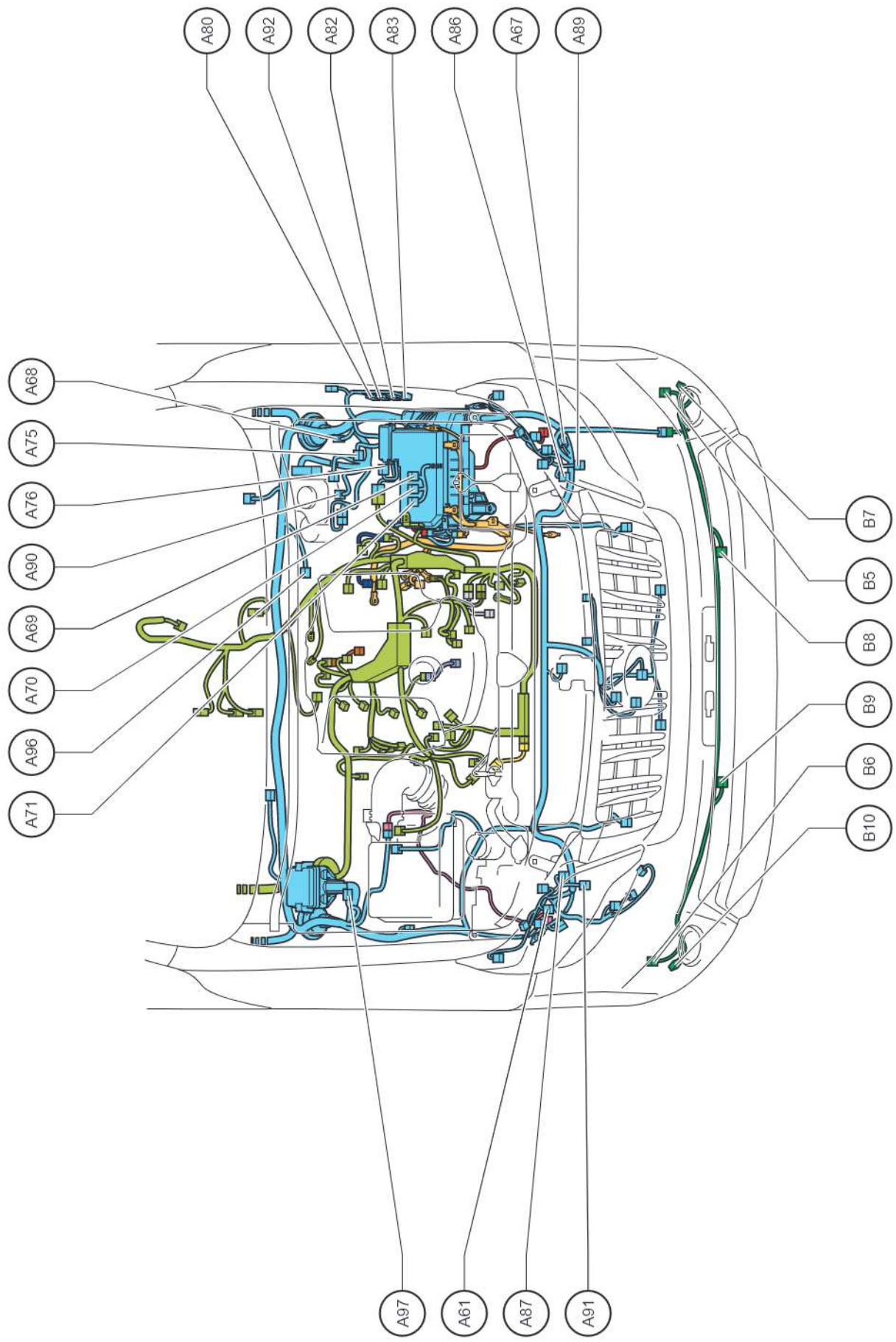
90980-12297



Position of Parts in Engine Compartment (LHD 1GD-FTV) (Before Aug. 2017 Production)

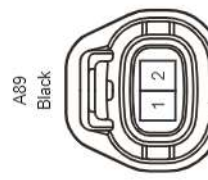
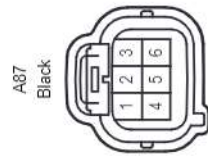
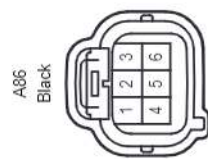
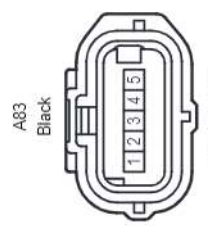
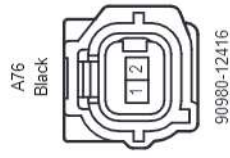
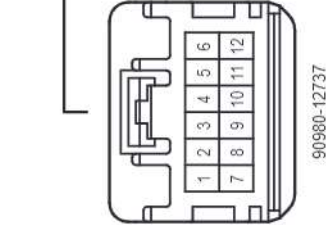
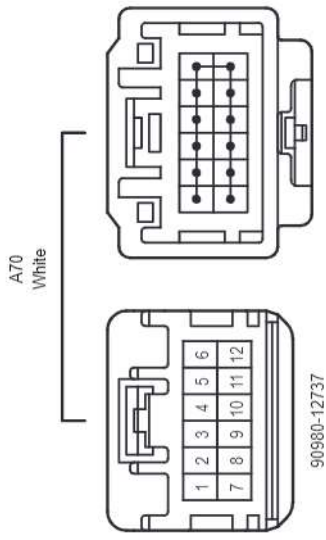
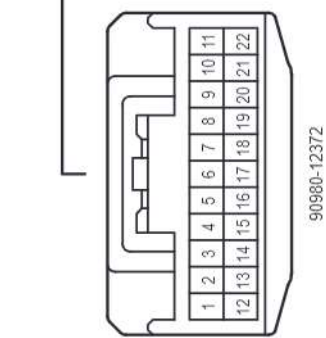
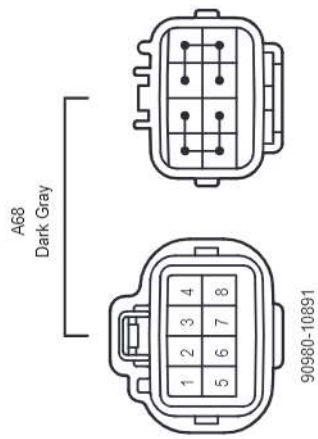
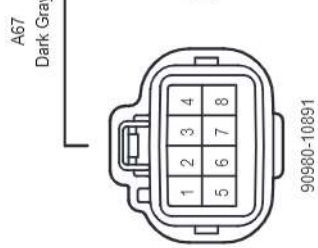
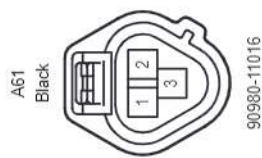


Position of Parts in Engine Compartment (LHD 1GD-FTV) (Before Aug. 2017 Production)

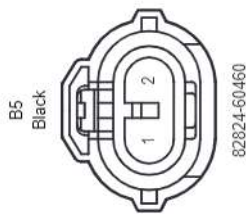


- A 61 Headlight Assembly RH
- A 67 Junction Connector
- A 68 Junction Connector
- A 69 Junction Connector
- A 70 Junction Connector
- A 71 Junction Connector
- A 75 Level Warning Switch (Fuel Filter Assembly)
- A 76 Fuel Filter Warning Switch
- A 80 Glow Plug Controller
- A 82 Glow Plug Controller
- A 83 Glow Plug Controller
- A 86 Headlight Assembly LH
- A 87 Headlight Assembly RH
- A 89 Headlight Assembly LH
- A 90 Brake Fluid Level Warning Switch (Brake Master Cylinder Reservoir Assembly)
- A 91 Headlight Assembly RH
- A 92 Glow Plug Controller
- A 96 Heater Pump Assembly
- A 97 Heater & Accessory Assembly
- B 5 Fog Light Assembly LH
- B 6 Fog Light Assembly RH
- B 7 Front No. 1 Ultrasonic Sensor LH
- B 8 Front No. 1 Ultrasonic Sensor Center LH
- B 9 Front No. 1 Ultrasonic Sensor Center RH
- B 10 Front No. 1 Ultrasonic Sensor RH

Position of Parts in Engine Compartment (LHD 1GD-FTV) (Before Aug. 2017 Production)

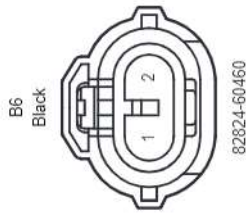


Position of Parts in Engine Compartment (LHD 1GD-FTV) (Before Aug. 2017 Production)



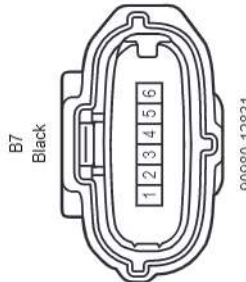
B5
Black

82824-60460



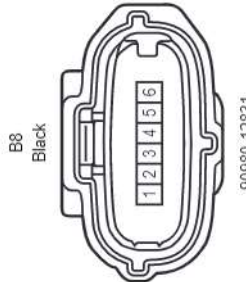
B6
Black

82824-60460



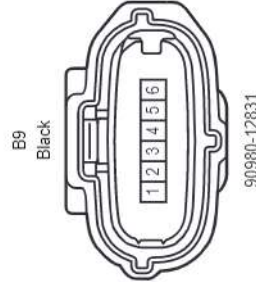
B7
Black

90980-12831



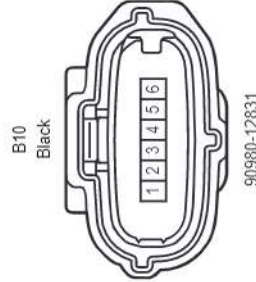
B8
Black

90980-12831



B9
Black

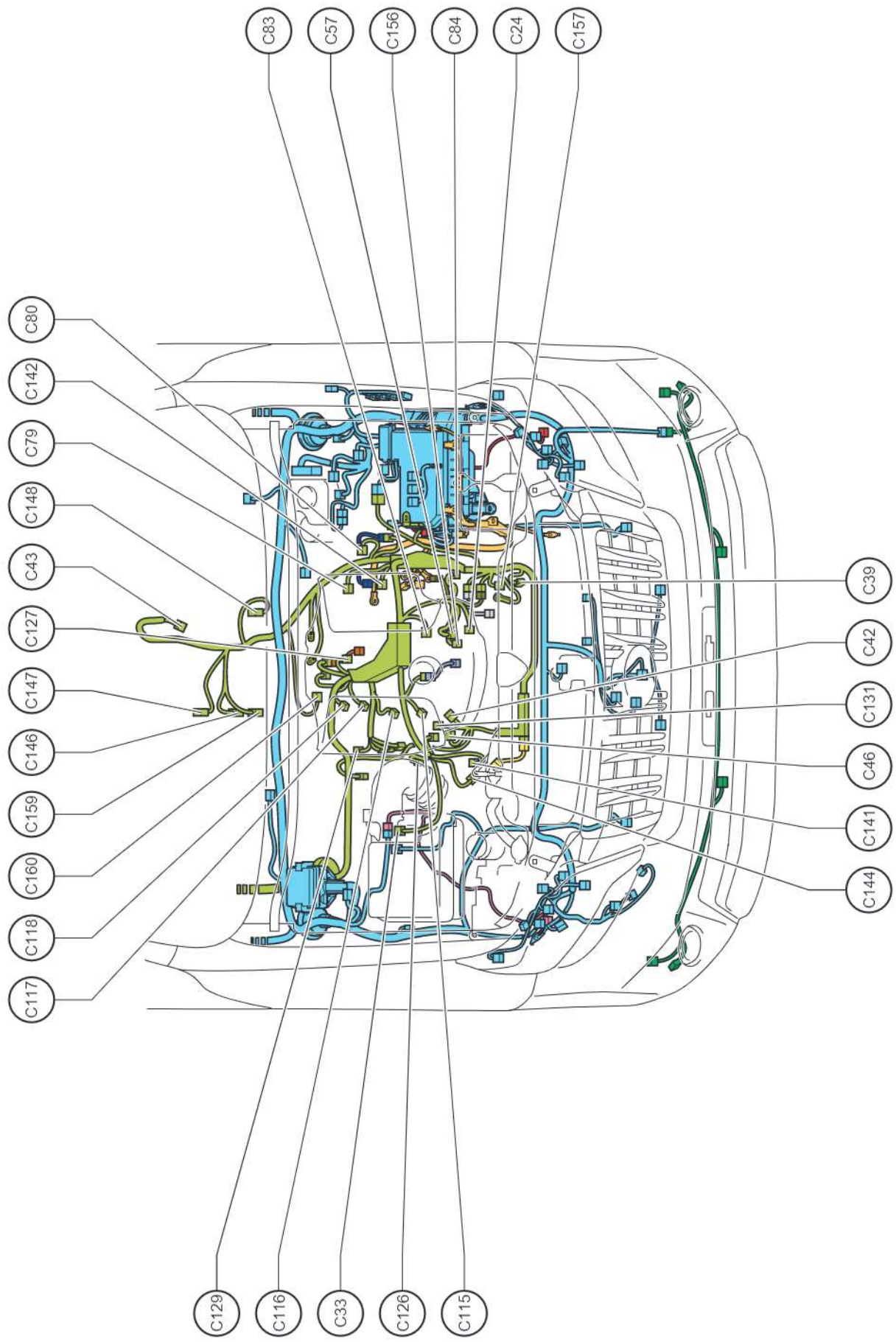
90980-12831



B10
Black

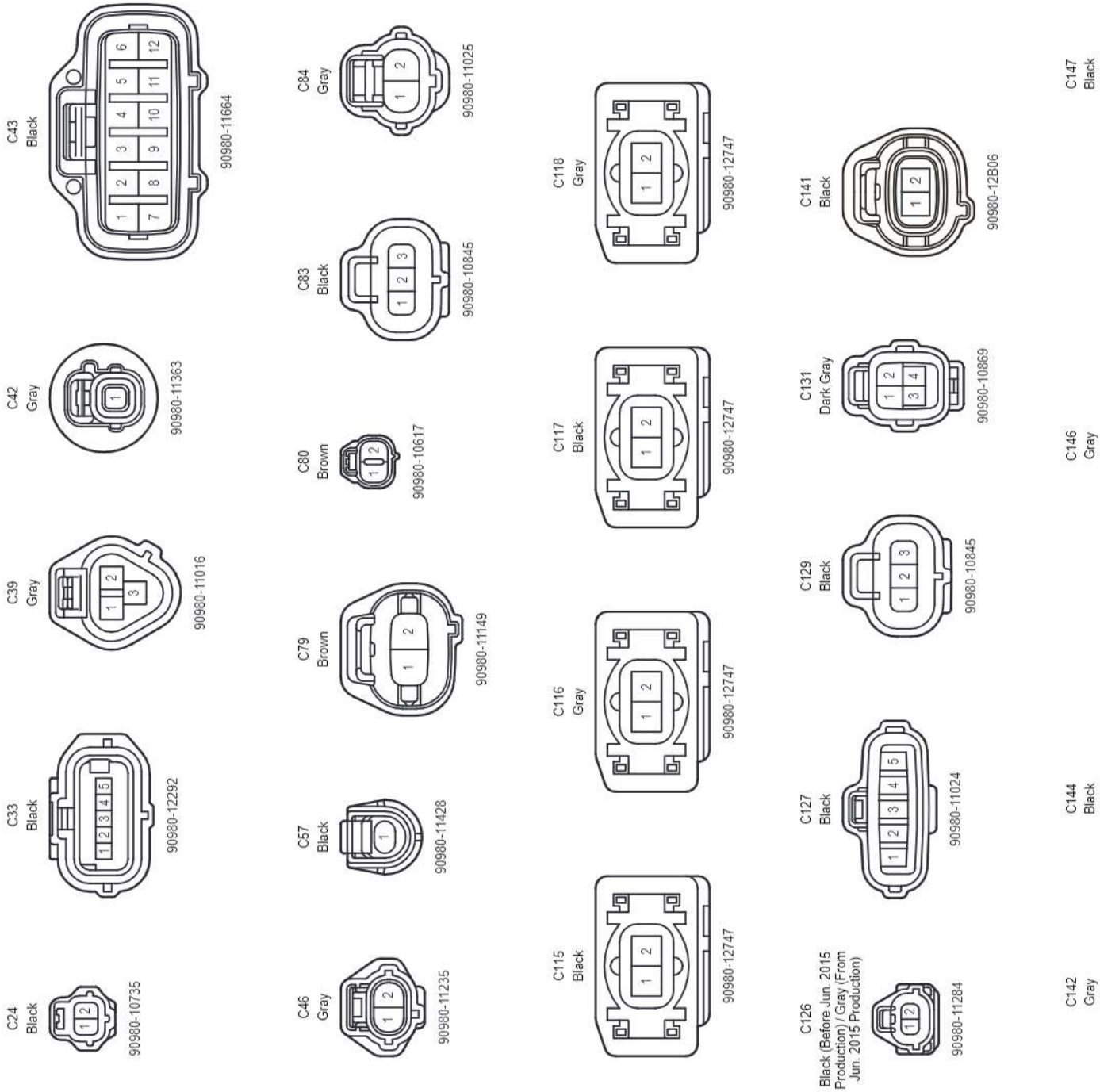
90980-12831

Position of Parts in Engine Compartment (LHD 1GD-FTV) (Before Aug. 2017 Production)



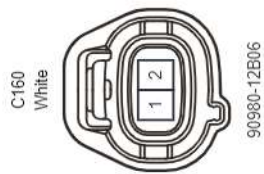
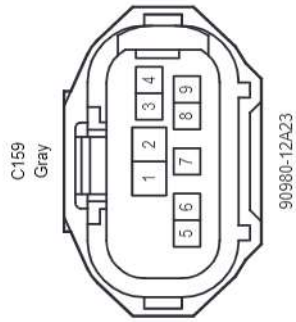
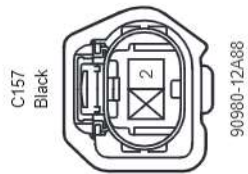
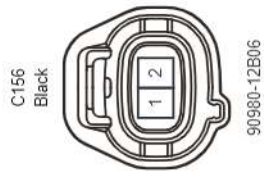
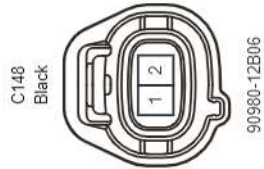
- C 24 E.F.I. Engine Coolant Temperature Sensor
- C 33 Intake Mass Air Flow Meter Sub-Assembly
- C 39 Cooler Compressor Assembly
- C 42 Engine Oil Pressure Switch Assembly
- C 43 Transfer Shift Actuator Assembly
- C 46 Engine Oil Level Sensor
- C 57 Power Steering Oil Pressure Switch
- C 79 VSV (for No. 2 Swirl Control Valve)
- C 80 VSV (for Engine Mounting)
- C 83 Vacuum Sensor (Diesel Turbo Pressure Sensor)
- C 84 Intake Air Temperature Sensor
- C115 Fuel Injector Assembly No. 1
- C116 Fuel Injector Assembly No. 2
- C117 Fuel Injector Assembly No. 3
- C118 Fuel Injector Assembly No. 4
- C126 Exhaust Fuel Addition Injector Assembly
- C127 Electric EGR Control Valve Assembly
- C129 Differential Pressure Sensor Assembly
- C131 Air Fuel Ratio Sensor
- C141 DC Motor
- C142 No. 2 EGR Valve Assembly
- C144 Nozzle Vane Position Sensor
- C146 Electronically Controlled Transmission Solenoid
- C147 Transmission Revolution Sensor (Counter Gear)
- C148 Transmission Revolution Sensor (Turbine)
- C156 Vane Pump Assembly
- C157 Generator Assembly
- C159 Park/Neutral Position Switch
- C160 Back-Up Light Switch Assembly

Position of Parts in Engine Compartment (LHD 1GD-FTV) (Before Aug. 2017 Production)

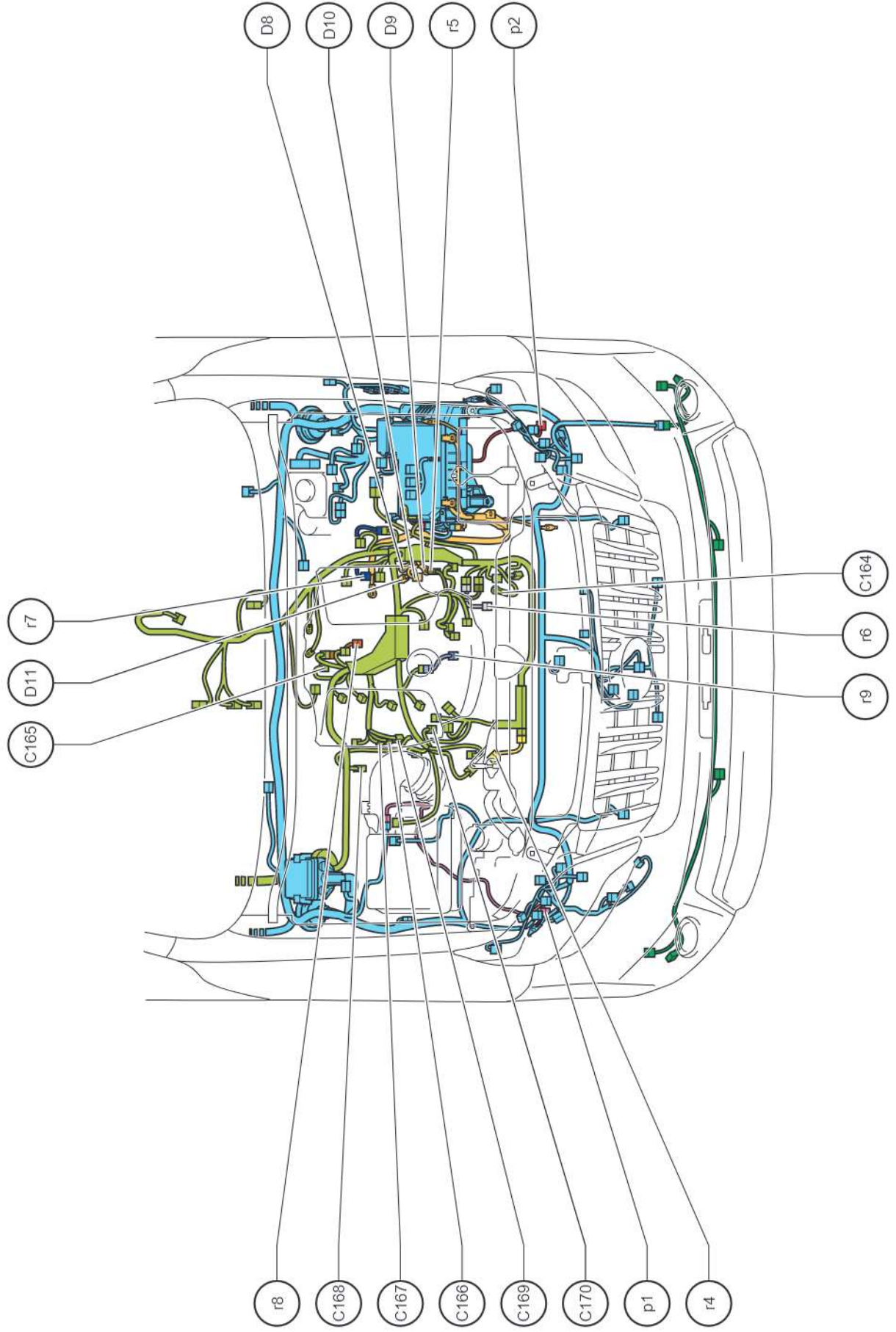


cardiagn.com

Position of Parts in Engine Compartment (LHD 1GD-FV) (Before Aug. 2017 Production)



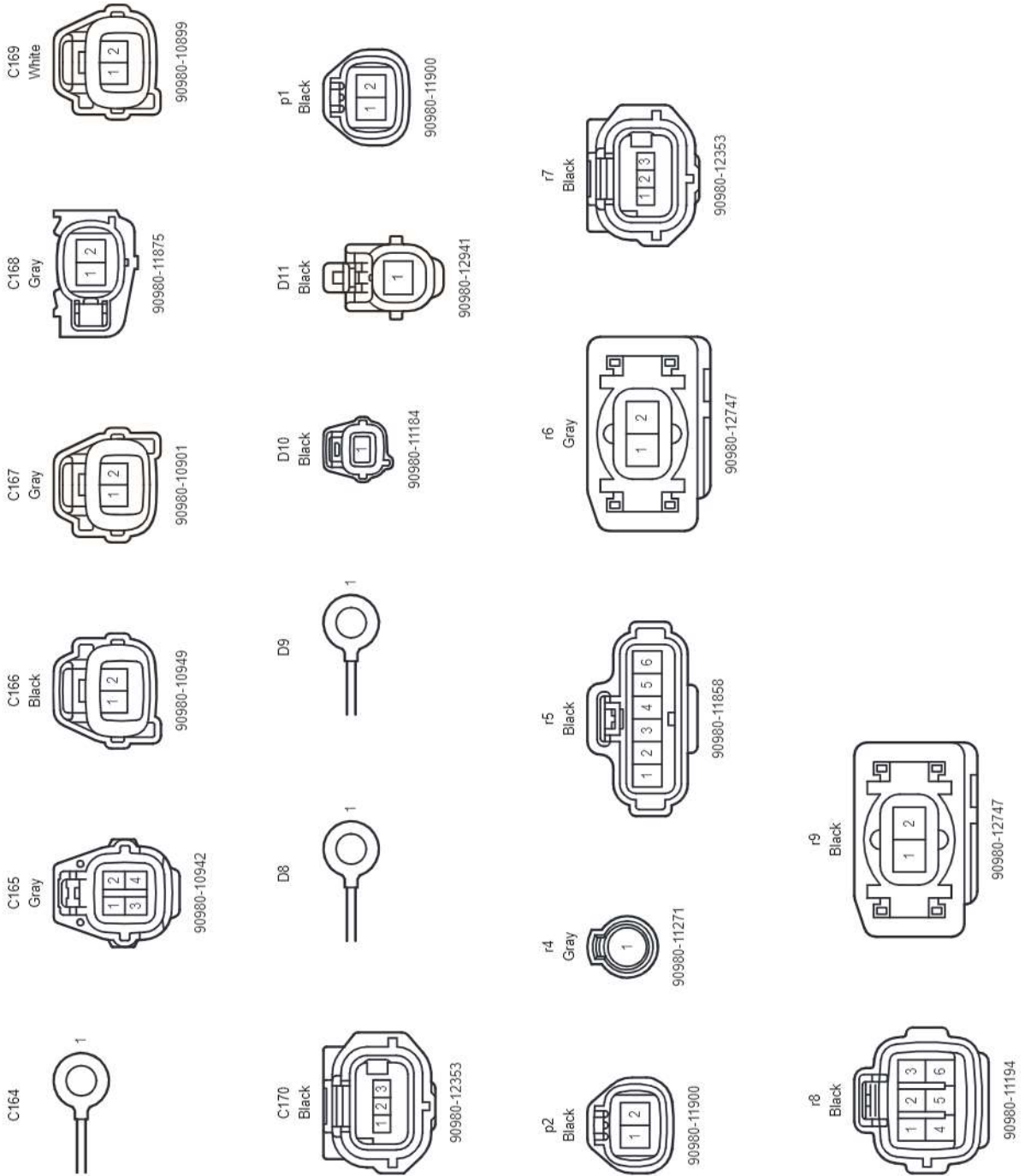
Position of Parts in Engine Compartment (LHD 1GD-FTV) (Before Aug. 2017 Production)



Position of Parts in Engine Compartment (LHD 1GD-FTV) (Before Aug. 2017 Production)

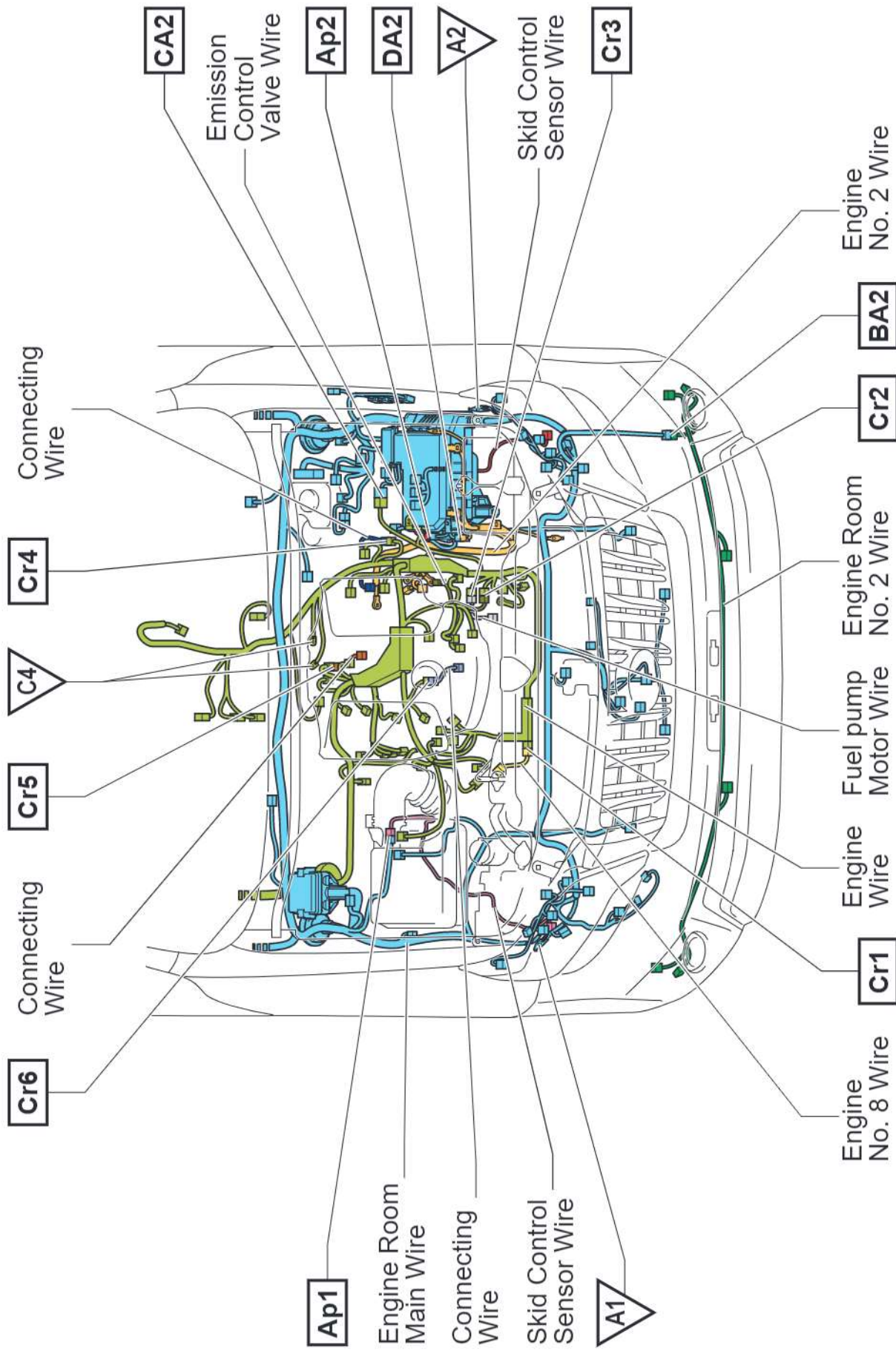
C164	Generator Assembly
C165	Glow Plug Assembly
C166	No. 2 Exhaust Gas Temperature Sensor
C167	No. 3 Exhaust Gas Temperature Sensor
C168	Urea Injector Assembly
C169	No. 1 Exhaust Gas Temperature Sensor
C170	Cam Position Sensor
D 8	Starter Assembly
D 9	Starter Assembly
D 10	Starter Assembly
D 11	Starter Assembly
p 1	Front Speed Sensor RH
p 2	Front Speed Sensor LH
r 4	Viscous Heater with Magnet Clutch ASSY
r 5	Diesel Throttle Body ASSY
r 6	Injection or Supply Pump Assembly (Suction Control Valve)
r 7	Crank Position Sensor
r 8	Fuel Pressure Sensor (Common Rail Assembly)
r 9	Pressure Discharge Valve (Common Rail Assembly)

Position of Parts in Engine Compartment (LHD 1GD-FTV) (Before Aug. 2017 Production)

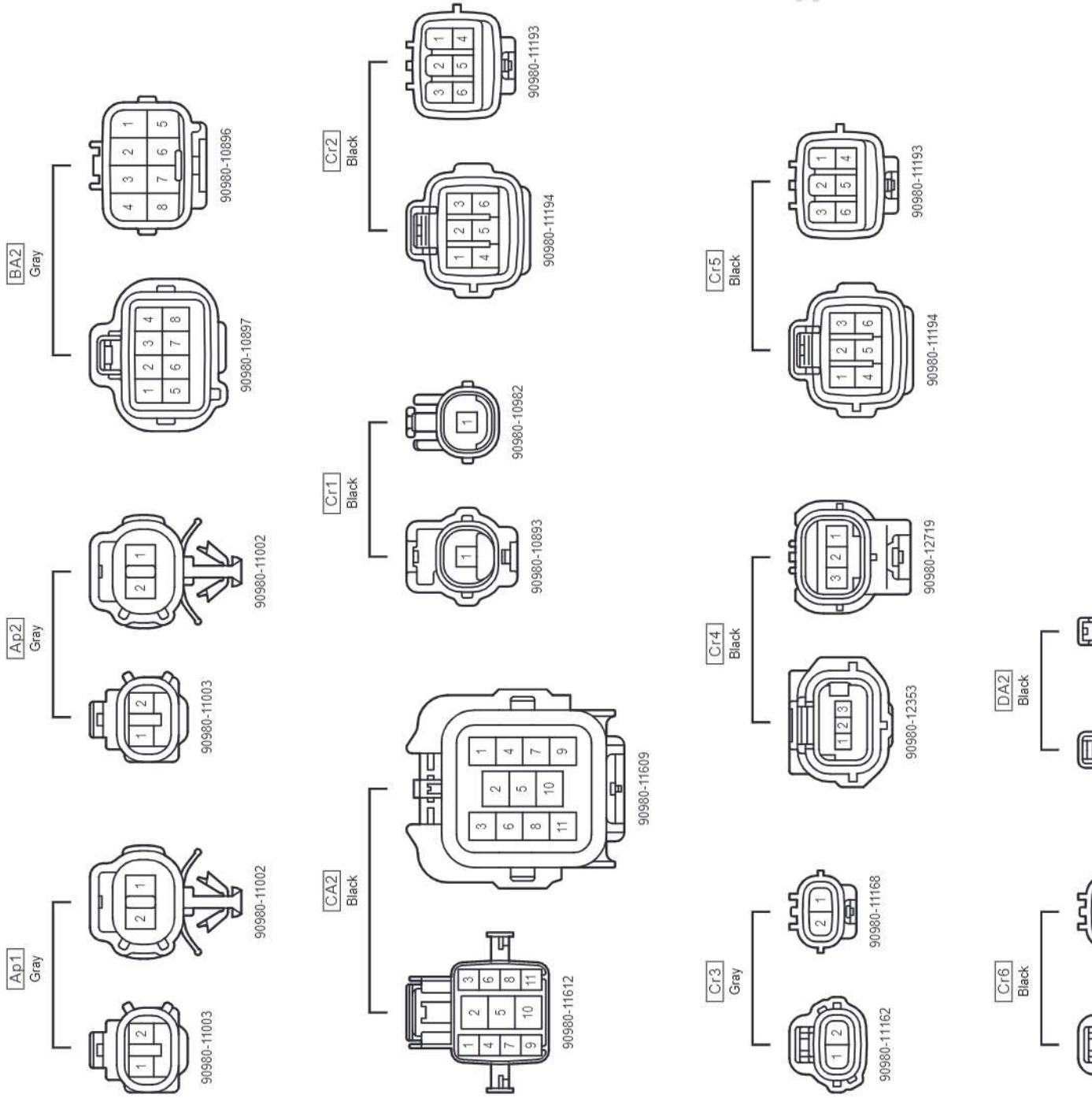


cardiagn.com

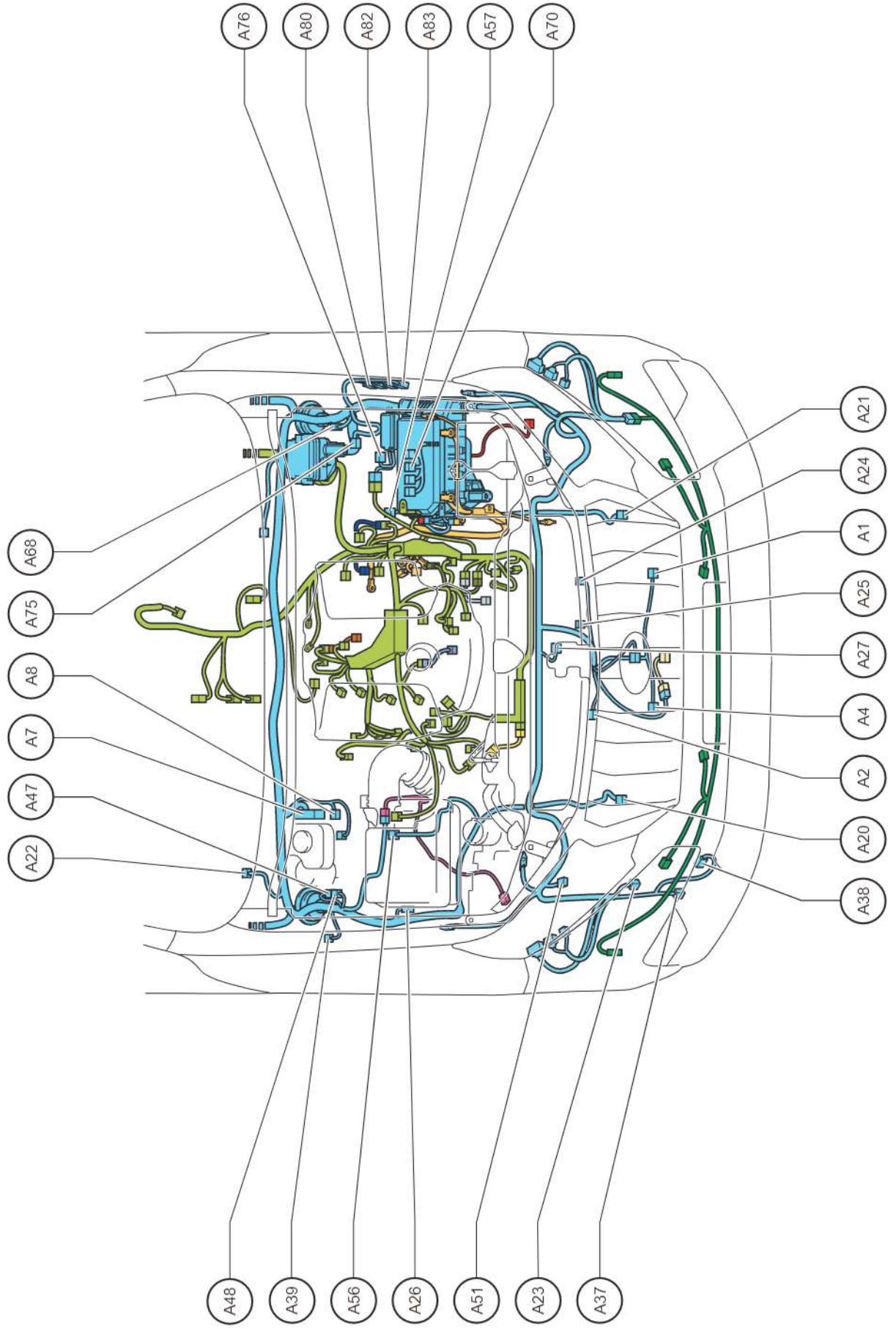
Wire and Wire , Ground Points in Engine Compartment (LHD 1GD-F TV) (Before Aug. 2017 Production)



Wire and Wire , Ground Points in Engine Compartment (LHD 1GD-F TV) (Before Aug. 2017 Production)



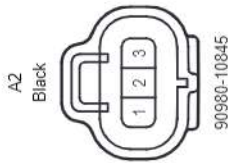
Position of Parts in Engine Compartment (RHD 1GD-FTV) (w/o Water-cooled Intercooler From Aug. 2017 Production)



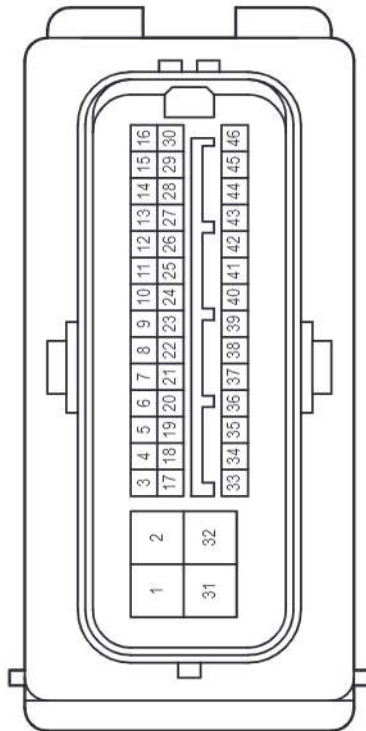
Position of Parts in Engine Compartment (RHD 1GD-FTV) (w/o Water-cooled Intercooler From Aug. 2017 Production)

- A 1 Ambient Temperature Sensor
- A 2 A/C Pressure Sensor
- A 4 Condenser Fan Motor (With Shroud Blower Assembly)
- A 7 Brake Actuator Assembly
- A 8 Brake Actuator Assembly
- A 20 Front Airbag Sensor RH
- A 21 Front Airbag Sensor LH
- A 22 Windshield Wiper Motor Assembly
- A 23 Windshield Washer Motor and Pump Assembly
- A 24 Low Pitched Horn Assembly
- A 25 High Pitched Horn Assembly
- A 26 Security Horn Assembly
- A 27 Engine Hood Courtesy Switch
- A 37 Headlight Cleaner Motor and Pump Assembly
- A 38 Headlight Cleaner Control Relay
- A 39 Wireless Door Lock Buzzer
- A 47 Short Connector
- A 48 Short Connector
- A 51 Noise Filter (Condenser Fan)
- A 56 Front Absorber Control Actuator RH
- A 57 Front Absorber Control Actuator LH
- A 68 Junction Connector
- A 70 Junction Connector
- A 75 Level Warning Switch (Fuel Filter Assembly)
- A 76 Fuel Filter Warning Switch
- A 80 Glow Plug Controller
- A 82 Glow Plug Controller
- A 83 Glow Plug Controller

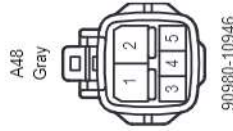
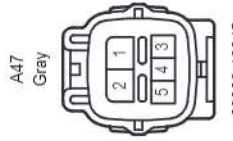
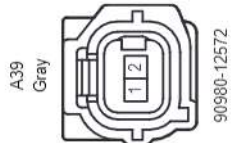
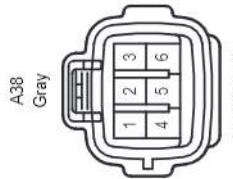
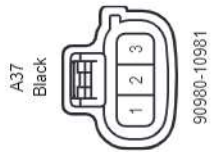
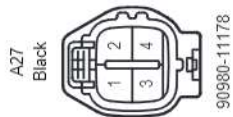
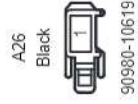
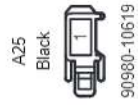
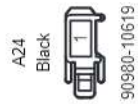
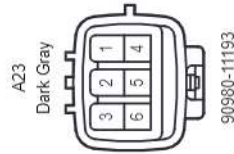
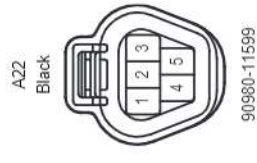
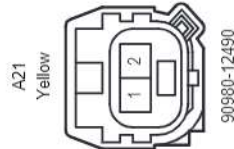
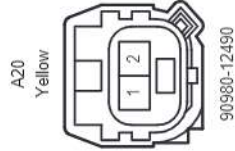
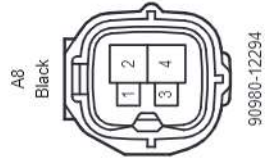
Position of Parts in Engine Compartment (RHD 1GD-FTV) (w/o Water-cooled Intercooler From Aug. 2017 Production)



A7
Black

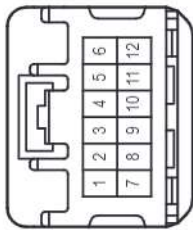


90980-12297

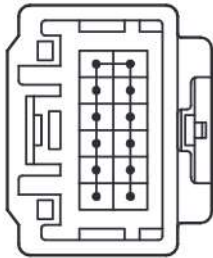


Position of Parts in Engine Compartment (RHD 1GD-FTV) (w/o Water-cooled Intercooler From Aug. 2017 Production)

A70
White



90980-12737



A75
Gray



90980-11003

A76
Black



90980-12416

A80
Gray



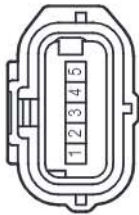
90980-11184

A82
Gray



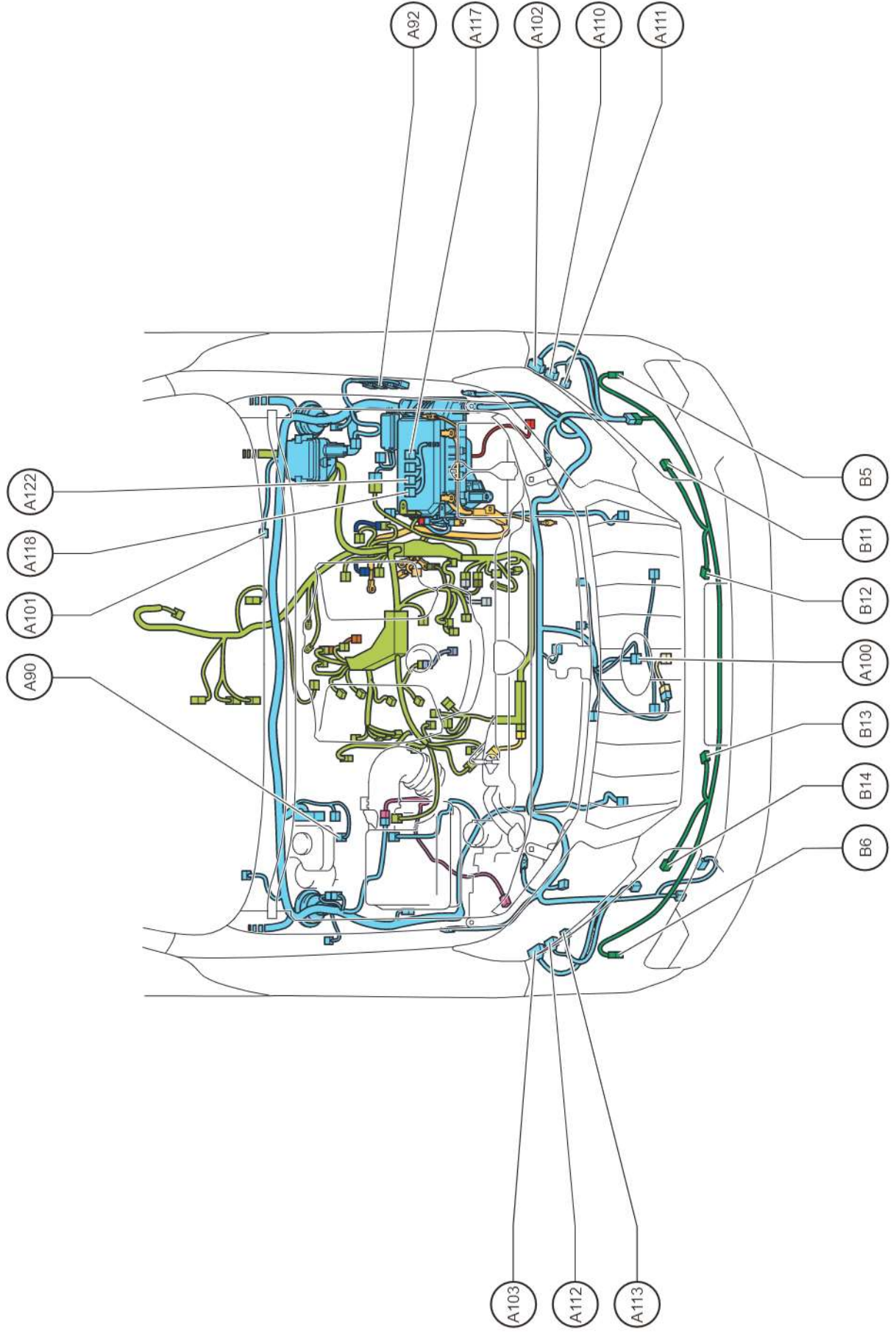
90980-11162

A83
Black



90980-12292

Position of Parts in Engine Compartment (RHD 1GD-FTV) (w/o Water-cooled Intercooler From Aug. 2017 Production)

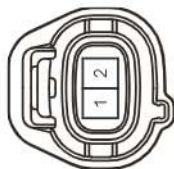


Position of Parts in Engine Compartment (RHD 1GD-FTV) (w/o Water-cooled Intercooler From Aug. 2017 Production)

- A 90 Brake Fluid Level Warning Switch (Brake Master Cylinder Reservoir Assembly)
- A 92 Glow Plug Controller
- A100 Millimeter Wave Radar Sensor Assembly
- A101 Front Wiper Deicer (Windshield Glass)
- A102 Headlight Assembly LH (Headlamp Computer Sub-Assembly Main)
- A103 Headlight Assembly RH (Headlamp Computer Sub-Assembly Sub)
- A110 Headlight Assembly LH
- A111 Headlight Assembly LH
- A112 Headlight Assembly RH
- A113 Headlight Assembly RH
- A117 Junction Connector
- A118 Junction Connector
- A122 Junction Connector
- B 5 Fog Light Assembly LH
- B 6 Fog Light Assembly RH
- B 11 Front No. 1 Ultrasonic Sensor LH
- B 12 Front No. 1 Ultrasonic Sensor Center LH
- B 13 Front No. 1 Ultrasonic Sensor Center RH
- B 14 Front No. 1 Ultrasonic Sensor RH

Position of Parts in Engine Compartment (RHD 1GD-FTV) (w/o Water-cooled Intercooler From Aug. 2017 Production)

A90
Gray



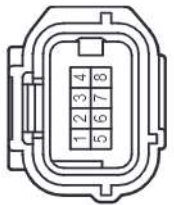
90980-12B06

A92
Black



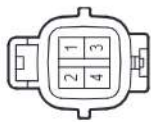
90980-12B06

A100
Black



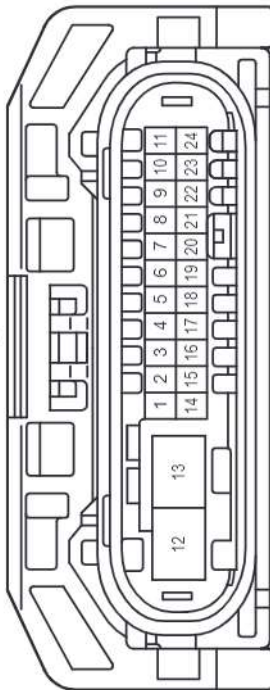
90980-12520

A101
Gray



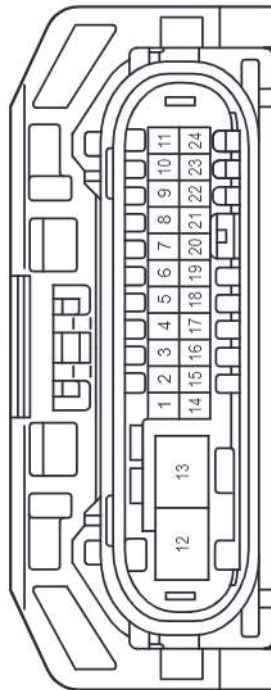
90980-10941

A102
Gray



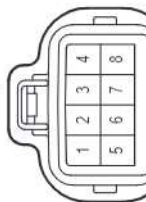
90980-12A92

A103
Gray

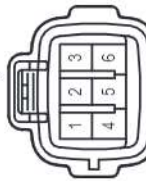


90980-12A92

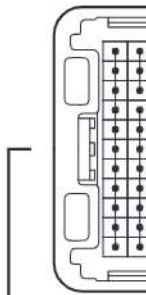
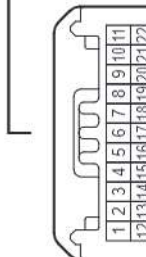
A112
Gray



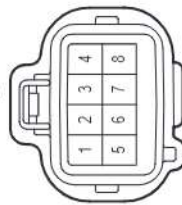
A113
Gray



A117
White

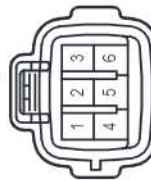


A110
Gray



90980-10897

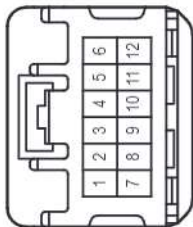
A111
Gray



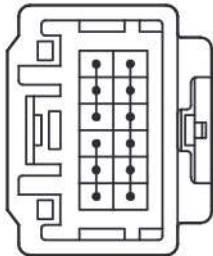
90980-11194

Position of Parts in Engine Compartment (RHD 1GD-FTV) (w/o Water-cooled Intercooler From Aug. 2017 Production)

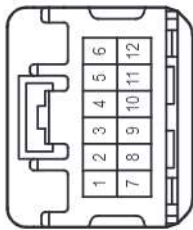
A118
Gray



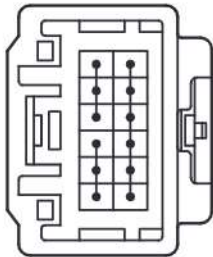
90980-12737



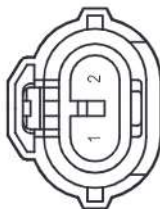
A122
Black



90980-12737

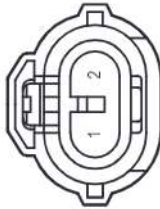


B5
Black



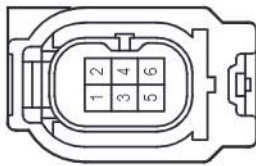
82824-60460

B6
Black



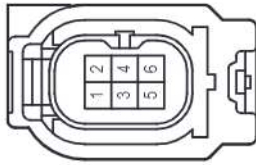
82824-60460

B11
Black



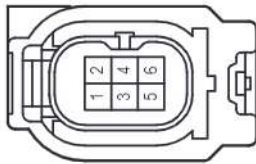
90980-12382

B12
Black



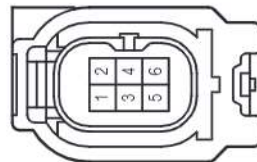
90980-12382

B13
Black



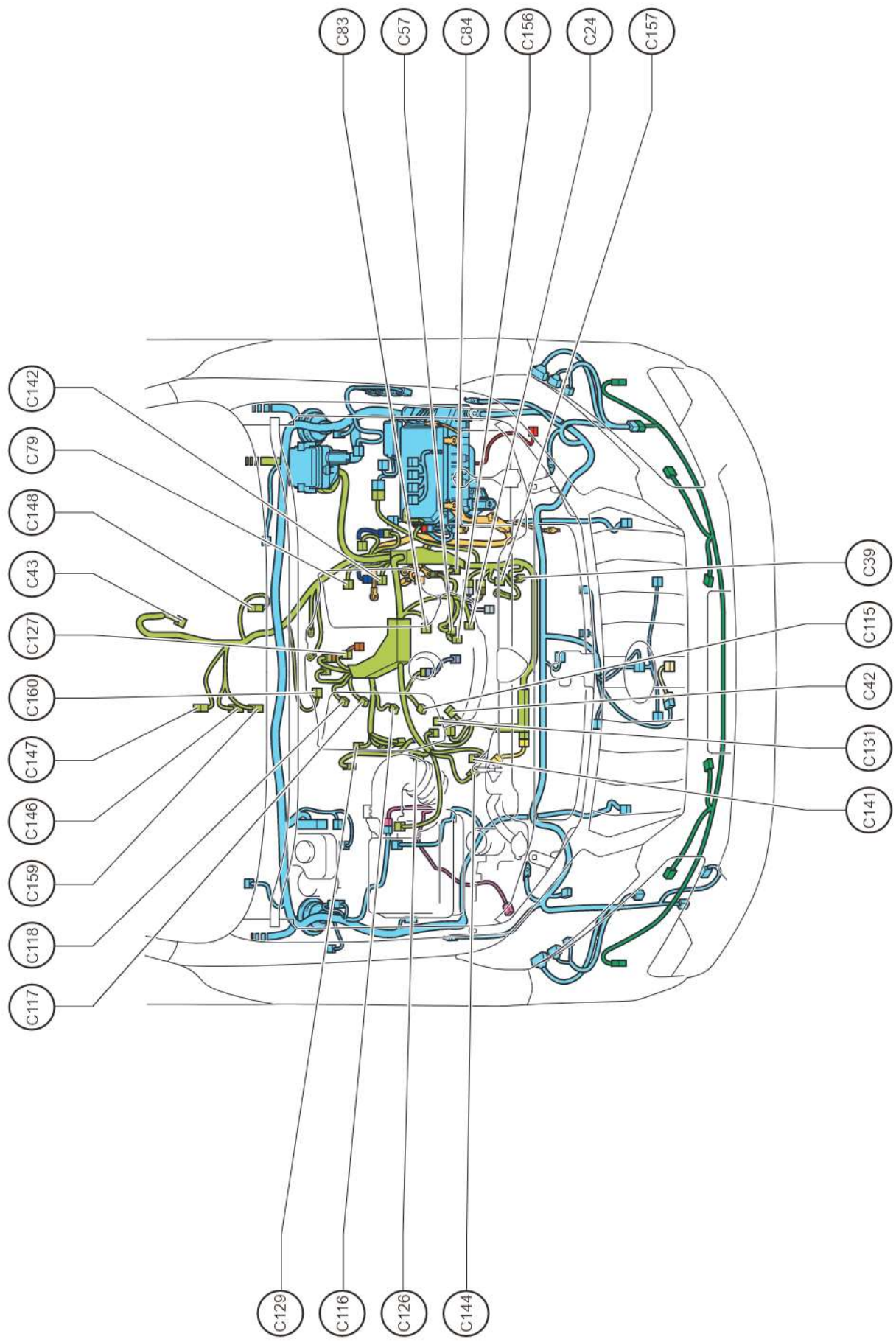
90980-12382

B14
Black



90980-12382

Position of Parts in Engine Compartment (RHD 1GD-FTV) (w/o Water-cooled Intercooler From Aug. 2017 Production)



Position of Parts in Engine Compartment (RHD 1GD-FTV) (w/o Water-cooled Intercooler From Aug. 2017 Production)

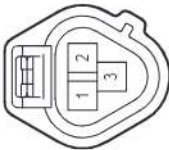
- C 24 E.F.I. Engine Coolant Temperature Sensor
- C 39 Cooler Compressor Assembly
- C 42 Engine Oil Pressure Switch Assembly
- C 43 Transfer Shift Actuator Assembly
- C 57 Power Steering Oil Pressure Switch
- C 79 VSV (for No. 2 Swirl Control Valve)
- C 83 Vacuum Sensor (Diesel Turbo Pressure Sensor)
- C 84 Intake Air Temperature Sensor
- C115 Fuel Injector Assembly No. 1
- C116 Fuel Injector Assembly No. 2
- C117 Fuel Injector Assembly No. 3
- C118 Fuel Injector Assembly No. 4
- C126 Exhaust Fuel Addition Injector Assembly
- C127 Electric EGR Control Valve Assembly
- C129 Differential Pressure Sensor Assembly
- C131 Air Fuel Ratio Sensor
- C141 DC Motor
- C142 No. 2 EGR Valve Assembly
- C144 Nozzle Vane Position Sensor
- C146 Electronically Controlled Transmission Solenoid
- C147 Transmission Revolution Sensor (Counter Gear)
- C148 Transmission Revolution Sensor (Turbine)
- C156 Vane Pump Assembly
- C157 Generator Assembly
- C159 Park/Neutral Position Switch
- C160 Back-Up Light Switch Assembly

Position of Parts in Engine Compartment (RHD 1GD-FTV) (w/o Water-cooled Intercooler From Aug. 2017 Production)

C24
Black
90980-10735



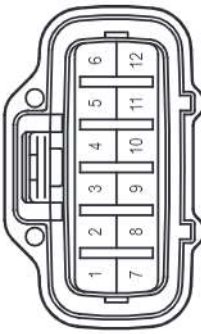
C39
Gray
90980-11016



C42
Gray
90980-11363



C43
Black
90980-11664



C57
Black
90980-11428



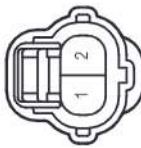
C79
Brown
90980-11149



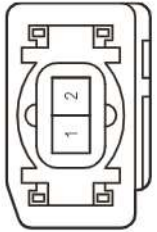
C83
Black
90980-10845



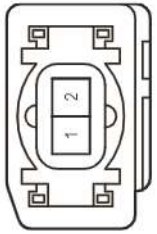
C84
Gray
90980-11025



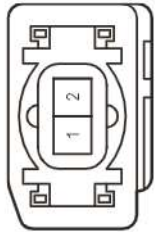
C115
Black
90980-12747



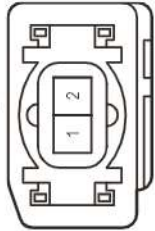
C116
Gray
90980-12747



C117
Black
90980-12747



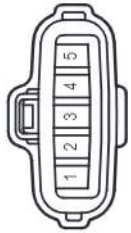
C118
Gray
90980-12747



C126
Black (Before Jun. 2015
Production) / Gray (From
Jun. 2015 Production)
90980-11284



C127
Black
90980-11024



C129
Black
90980-10845



C131
Dark Gray
90980-10869



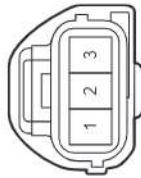
C141
Black
90980-12B06



C142
Gray
90980-12B06



C144
Black
90980-11261



C146
Gray

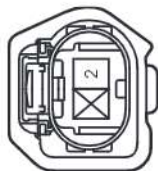
C147
Black

C148
Black

C156
Black

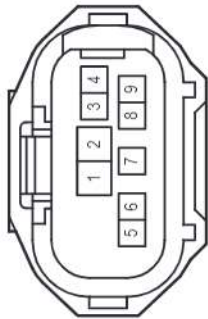
Position of Parts in Engine Compartment (RHD 1GD-FTV) (w/o Water-cooled Intercooler From Aug. 2017 Production)

C157
Black



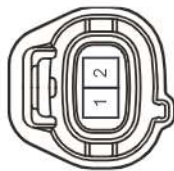
90980-12A88

C159
Gray



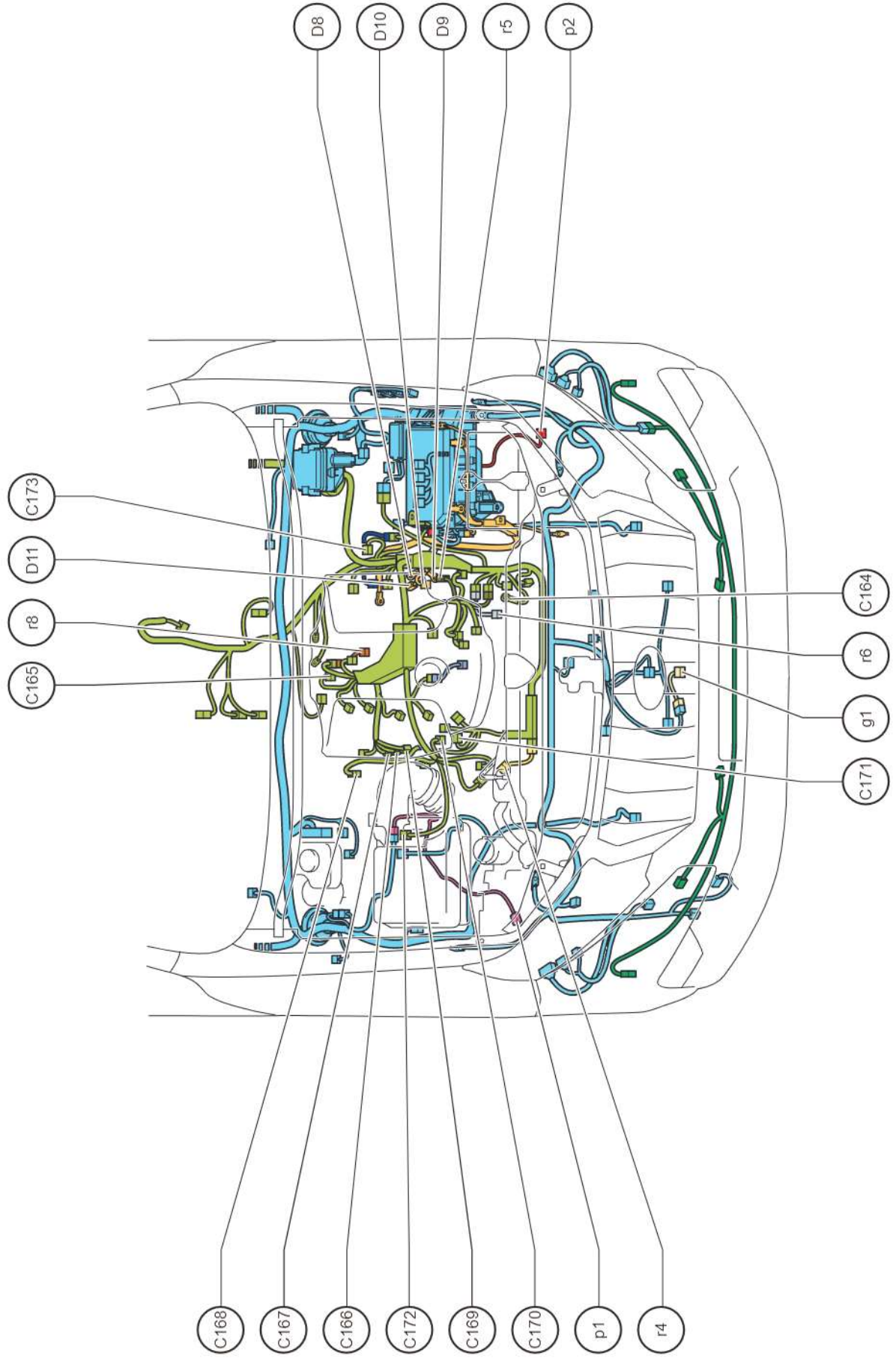
90980-12A23

C160
White



90980-12B06

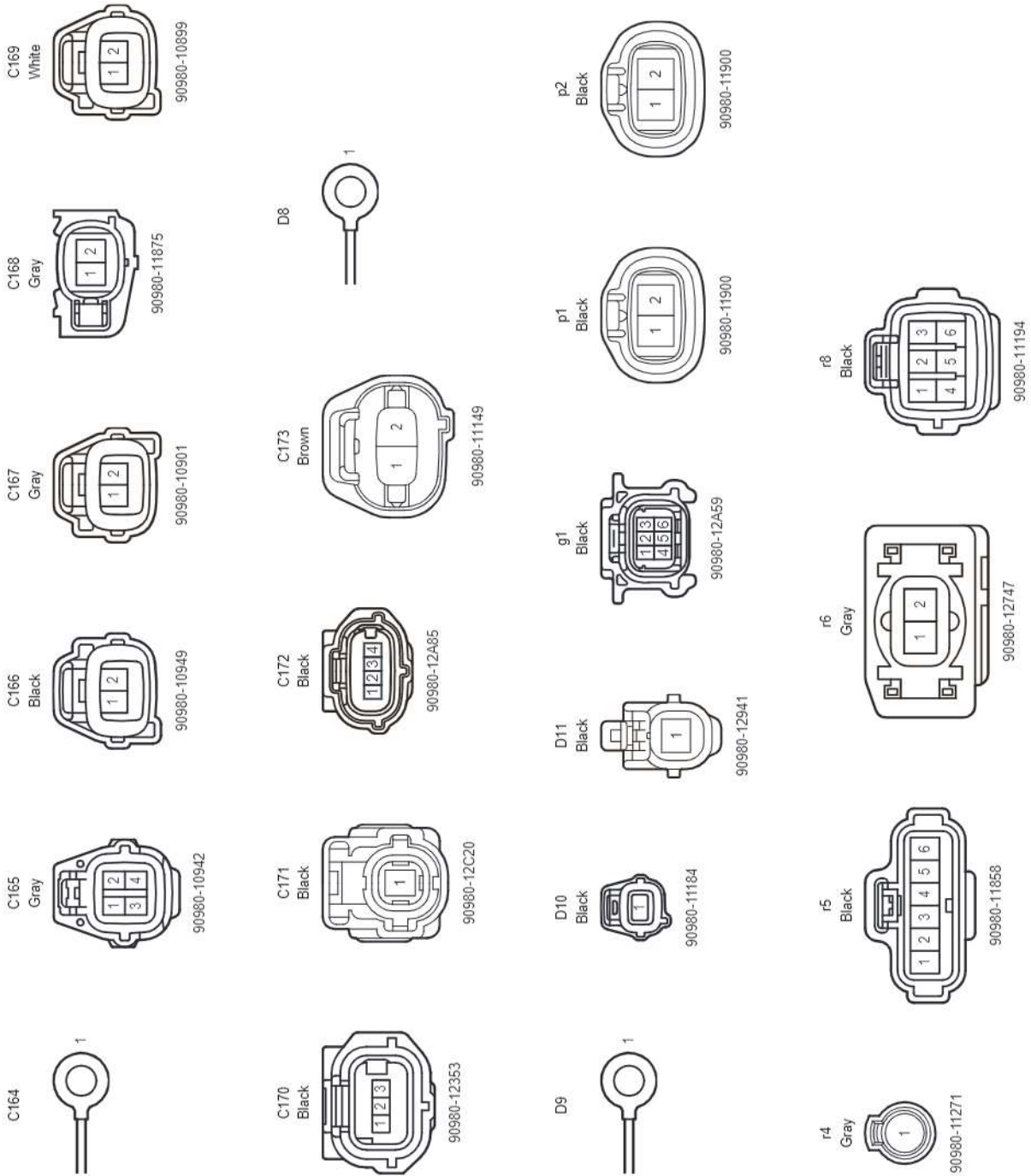
Position of Parts in Engine Compartment (RHD 1GD-FTV) (w/o Water-cooled Intercooler From Aug. 2017 Production)



Position of Parts in Engine Compartment (RHD 1GD-FTV) (w/o Water-cooled Intercooler From Aug. 2017 Production)

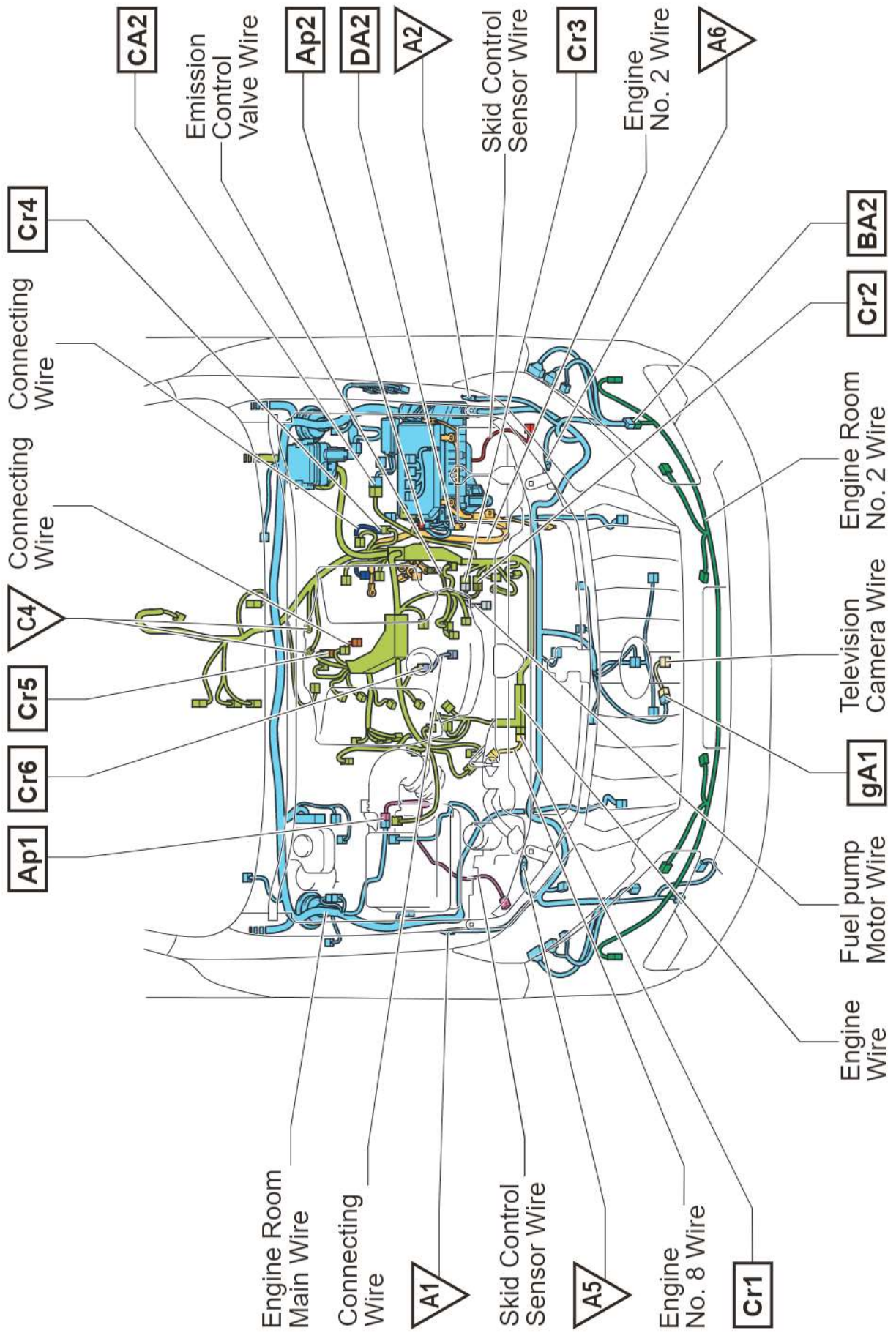
- C164 Generator Assembly
- C165 Glow Plug Assembly
- C166 No. 2 Exhaust Gas Temperature Sensor
- C167 No. 3 Exhaust Gas Temperature Sensor
- C168 Urea Injector Assembly
- C169 No. 1 Exhaust Gas Temperature Sensor
- C170 Cam Position Sensor
- C171 Engine Oil Level Sensor
- C172 Intake Mass Air Flow Meter Sub-Assembly
- C173 VSV (for Engine Mounting)
- D 8 Starter Assembly
- D 9 Starter Assembly
- D 10 Starter Assembly
- D 11 Starter Assembly
- g 1 Front Television Camera Assembly
- p 1 Front Speed Sensor RH
- p 2 Front Speed Sensor LH
- r 4 Viscous Heater with Magnet Clutch ASSY
- r 5 Diesel Throttle Body ASSY
- r 6 Injection or Supply Pump Assembly (Suction Control Valve)
- r 8 Fuel Pressure Sensor (Common Rail Assembly)

Position of Parts in Engine Compartment (RHD 1GD-FTV) (w/o Water-cooled Intercooler From Aug. 2017 Production)

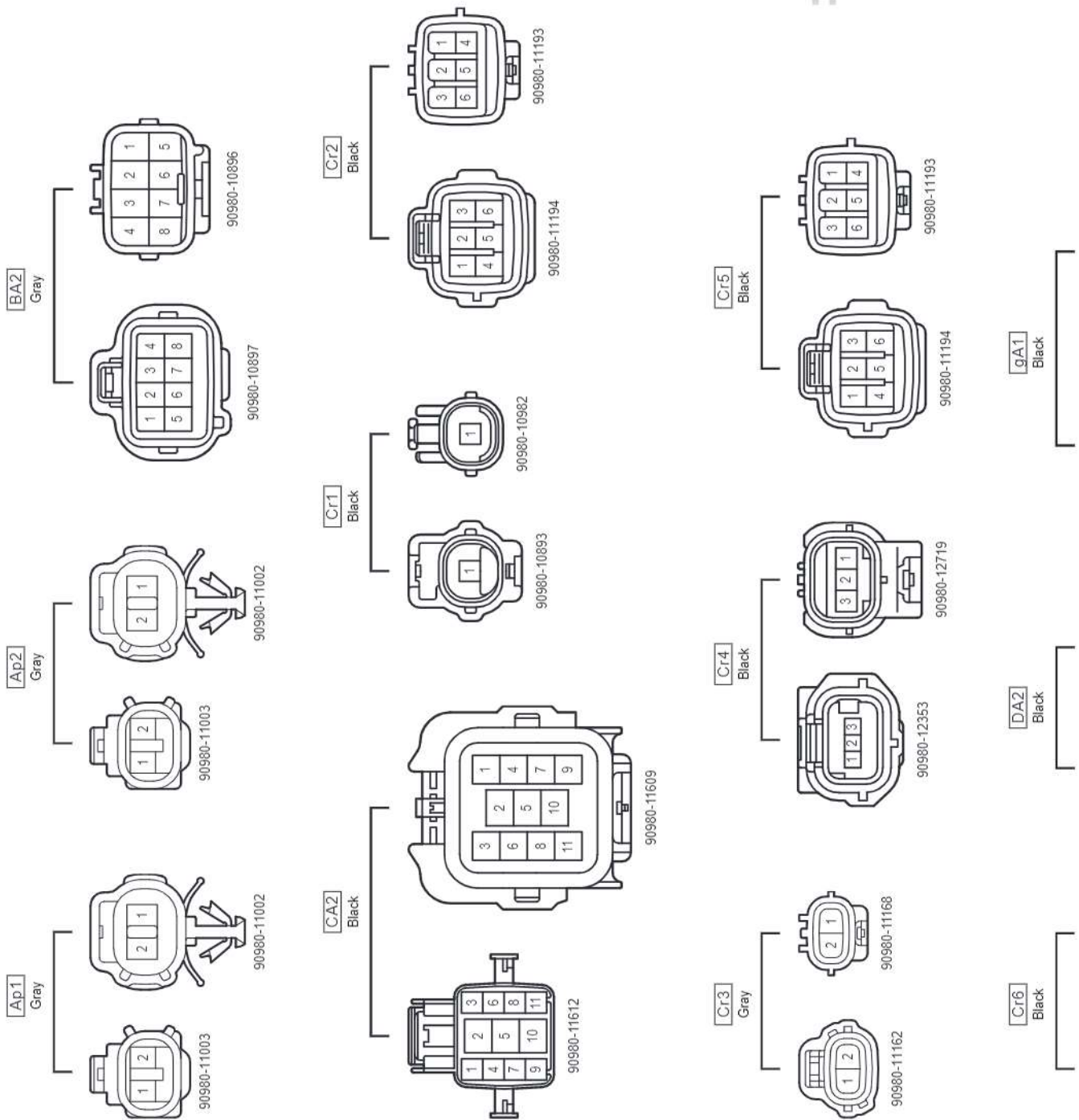


cardiagn.com

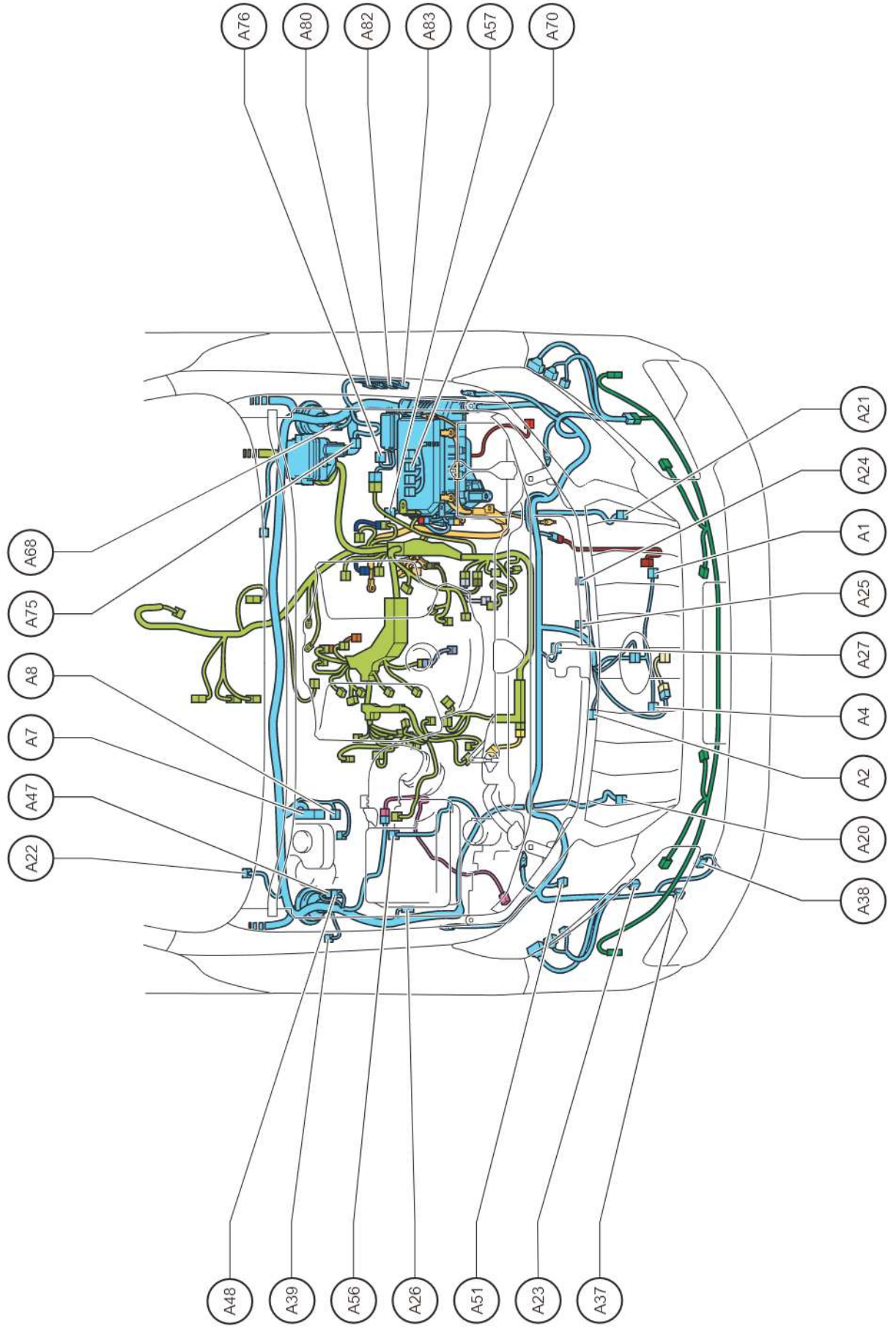
Wire and Wire , Ground Points in Engine Compartment (RHD 1GD-FTV) (w/o Water-cooled Intercooler From Aug. 2017 Production)



Wire and Wire, Ground Points in Engine Compartment (RHD 1GD-F7V) (w/o Water-cooled Intercooler From Aug. 2017 Production)



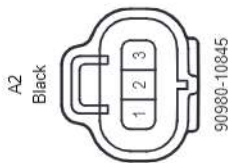
Position of Parts in Engine Compartment (RHD 1GD-FTV) (w/ Water-cooled Intercooler From Jun. 2018 Production)



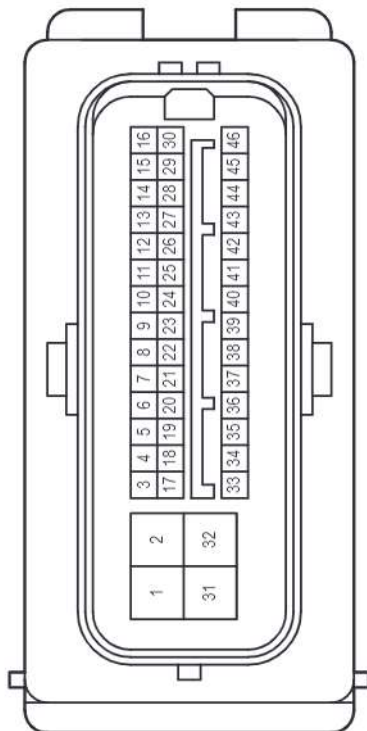
Position of Parts in Engine Compartment (RHD 1GD-FTV) (w/ Water-cooled Intercooler From Jun. 2018 Production)

- A 1 Ambient Temperature Sensor
- A 2 A/C Pressure Sensor
- A 4 Condenser Fan Motor (With Shroud Blower Assembly)
- A 7 Brake Actuator Assembly
- A 8 Brake Actuator Assembly
- A 20 Front Airbag Sensor RH
- A 21 Front Airbag Sensor LH
- A 22 Windshield Wiper Motor Assembly
- A 23 Windshield Washer Motor and Pump Assembly
- A 24 Low Pitched Horn Assembly
- A 25 High Pitched Horn Assembly
- A 26 Security Horn Assembly
- A 27 Engine Hood Courtesy Switch
- A 37 Headlight Cleaner Motor and Pump Assembly
- A 38 Headlight Cleaner Control Relay
- A 39 Wireless Door Lock Buzzer
- A 47 Short Connector
- A 48 Short Connector
- A 51 Noise Filter (Condenser Fan)
- A 56 Front Absorber Control Actuator RH
- A 57 Front Absorber Control Actuator LH
- A 68 Junction Connector
- A 70 Junction Connector
- A 75 Level Warning Switch (Fuel Filter Assembly)
- A 76 Fuel Filter Warning Switch
- A 80 Glow Plug Controller
- A 82 Glow Plug Controller
- A 83 Glow Plug Controller

Position of Parts in Engine Compartment (RHD 1GD-FTV) (w/ Water-cooled Intercooler From Jun. 2018 Production)

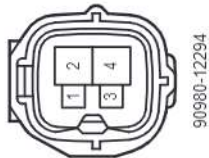


A7
Black

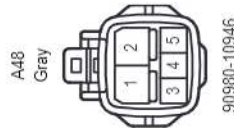
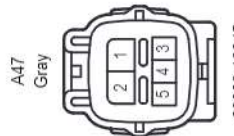
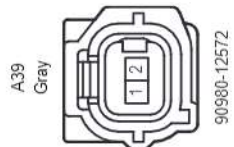
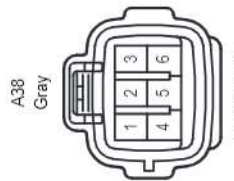
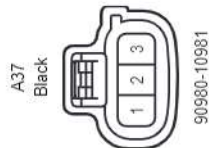
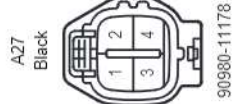
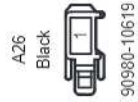
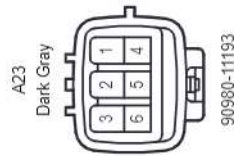

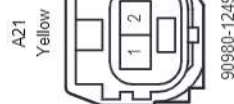
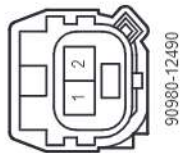


90980-12297

A8
Black

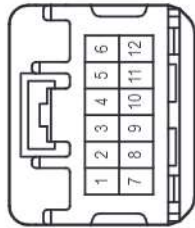


A20
Yellow

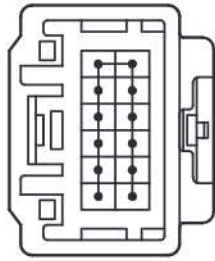


Position of Parts in Engine Compartment (RHD 1GD-FTV) (w/ Water-cooled Intercooler From Jun. 2018 Production)

A70
White



90980-12737



A75
Gray



90980-11003

A76
Black



90980-12416

A80
Gray



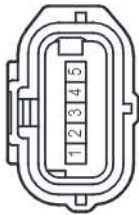
90980-11184

A82
Gray



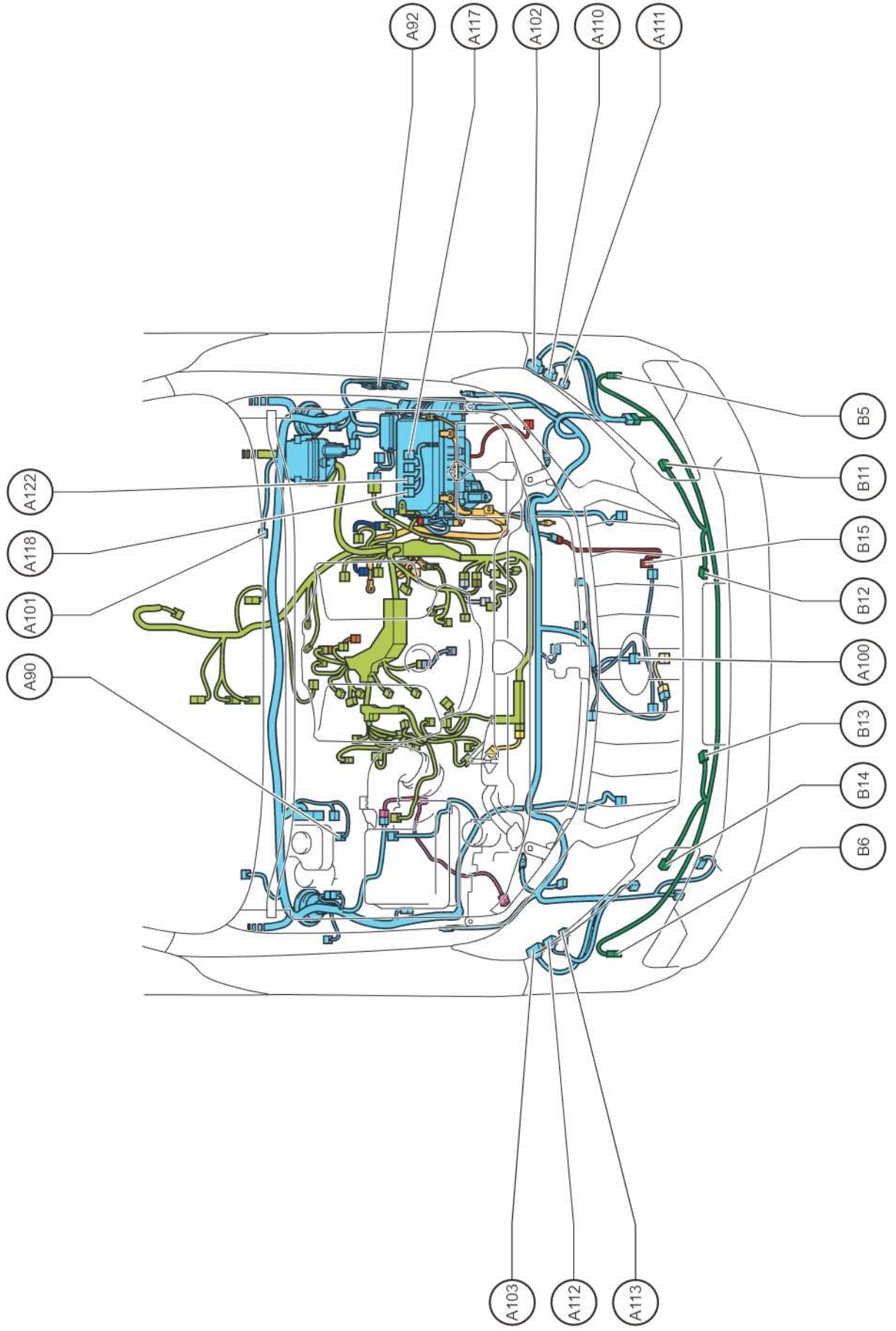
90980-11162

A83
Black



90980-12292

Position of Parts in Engine Compartment (RHD 1GD-FTV) (w/ Water-cooled Intercooler From Jun. 2018 Production)

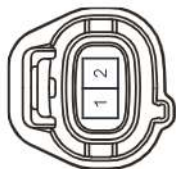


Position of Parts in Engine Compartment (RHD 1GD-FTV) (w/ Water-cooled Intercooler From Jun. 2018 Production)

- A 90 Brake Fluid Level Warning Switch (Brake Master Cylinder Reservoir Assembly)
- A 92 Glow Plug Controller
- A100 Millimeter Wave Radar Sensor Assembly
- A101 Front Wiper Deicer (Windshield Glass)
- A102 Headlight Assembly LH (Headlamp Computer Sub-Assembly Main)
- A103 Headlight Assembly RH (Headlamp Computer Sub-Assembly Sub)
- A110 Headlight Assembly LH
- A111 Headlight Assembly LH
- A112 Headlight Assembly RH
- A113 Headlight Assembly RH
- A117 Junction Connector
- A118 Junction Connector
- A122 Junction Connector
- B 5 Fog Light Assembly LH
- B 6 Fog Light Assembly RH
- B 11 Front No. 1 Ultrasonic Sensor LH
- B 12 Front No. 1 Ultrasonic Sensor Center LH
- B 13 Front No. 1 Ultrasonic Sensor Center RH
- B 14 Front No. 1 Ultrasonic Sensor RH
- B 15 Water Pump Assembly

Position of Parts in Engine Compartment (RHD 1GD-FTV) (w/ Water-cooled Intercooler From Jun. 2018 Production)

A90
Gray



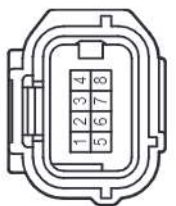
90980-12B06

A92
Black



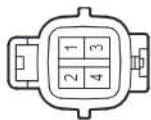
90980-12B06

A100
Black



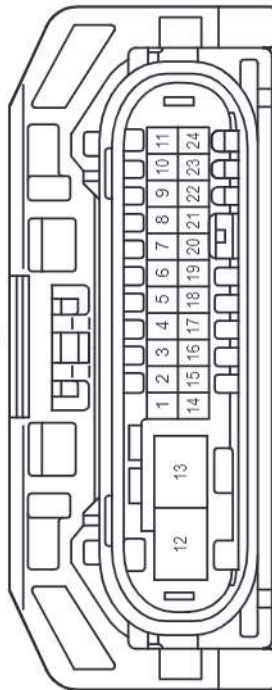
90980-12520

A101
Gray



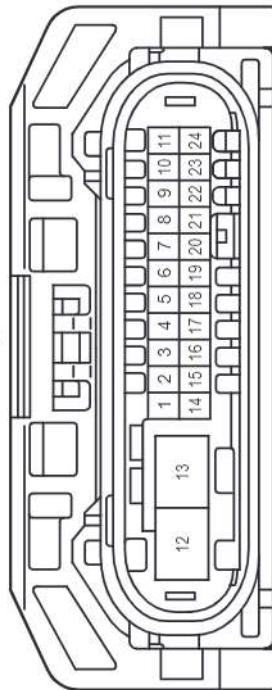
90980-10941

A102
Gray



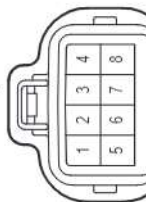
90980-12A92

A103
Gray

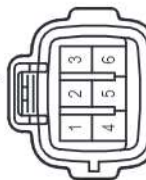


90980-12A92

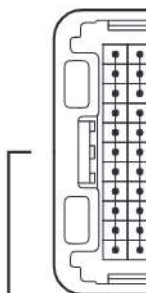
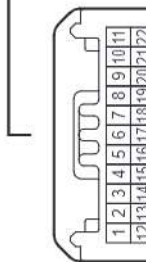
A112
Gray



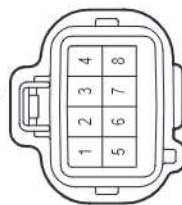
A113
Gray



A117
White

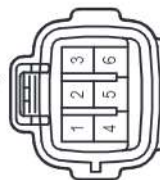


A110
Gray



90980-10897

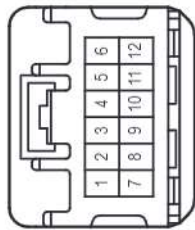
A111
Gray



90980-11194

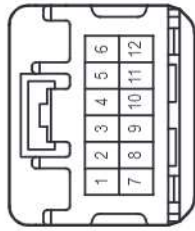
Position of Parts in Engine Compartment (RHD 1GD-FTV) (w/ Water-cooled Intercooler From Jun. 2018 Production)

A118
Gray

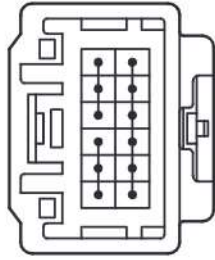


90980-12737

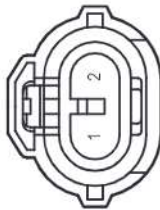
A122
Black



90980-12737

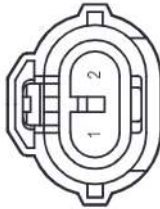


B5
Black



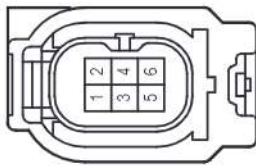
82824-60460

B6
Black



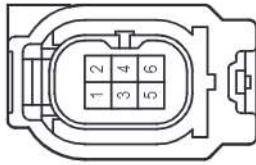
82824-60460

B11
Black



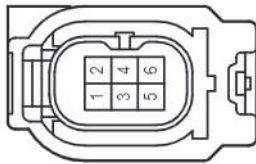
90980-12382

B12
Black



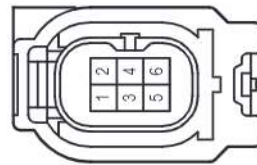
90980-12382

B13
Black



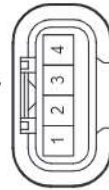
90980-12382

B14
Black



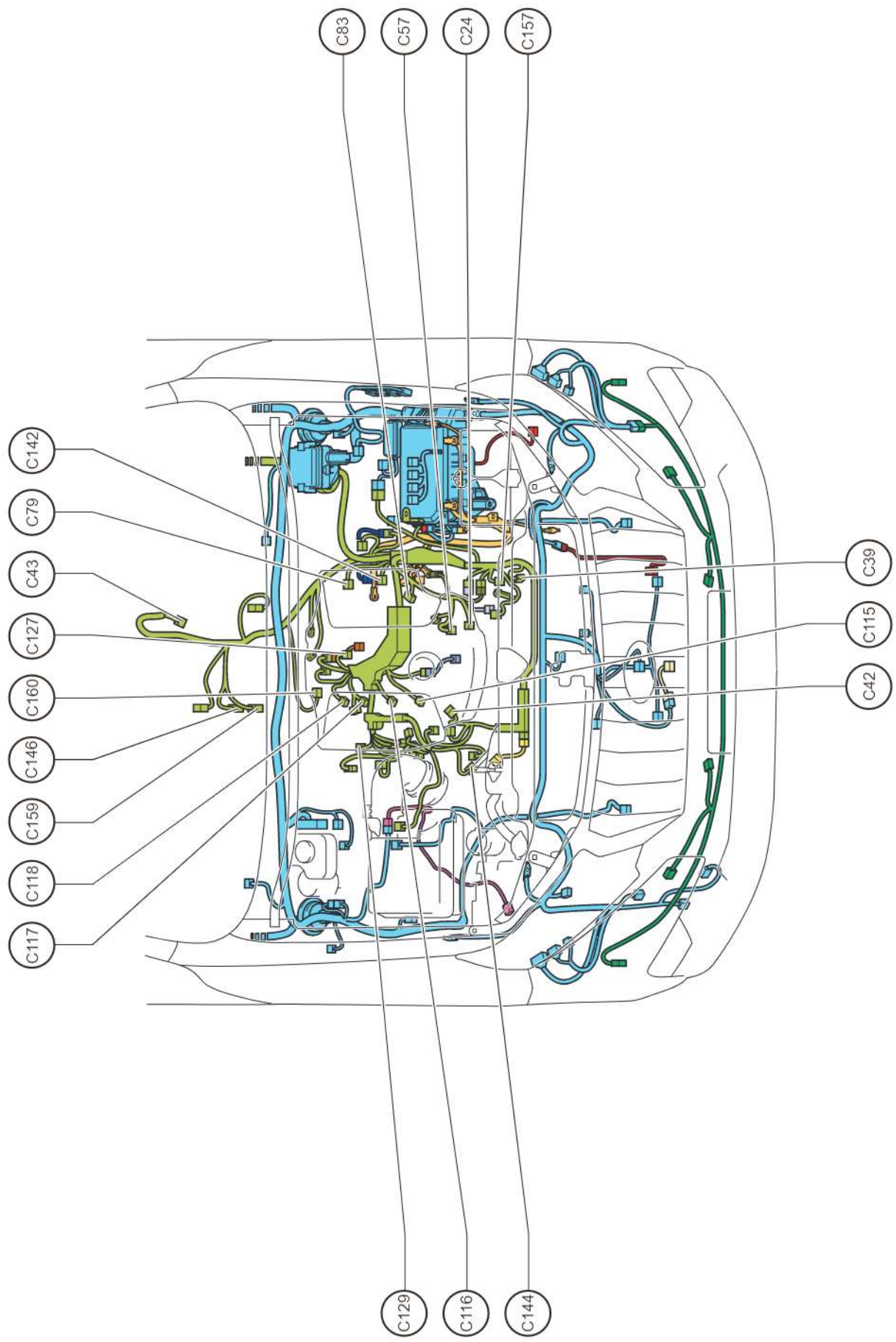
90980-12382

B15
Gray



90980-12A29

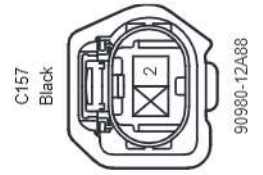
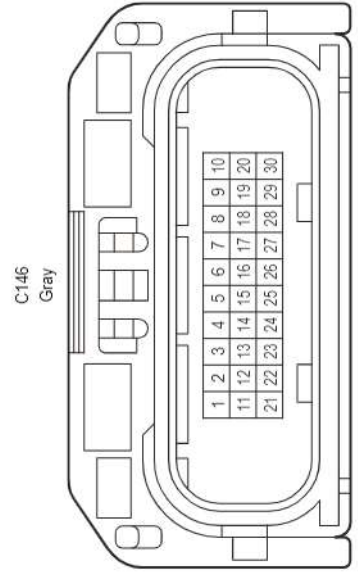
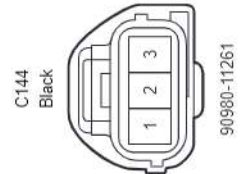
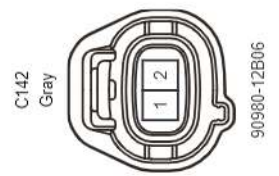

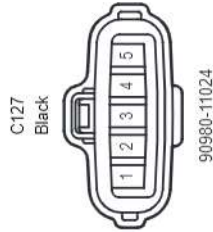
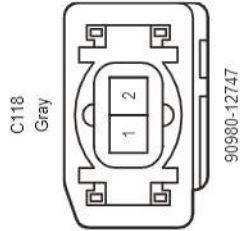
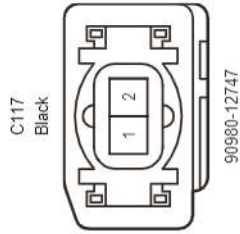
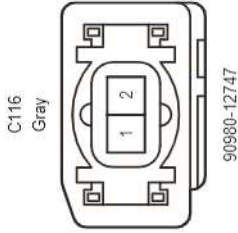
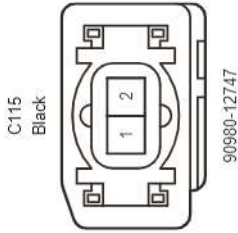
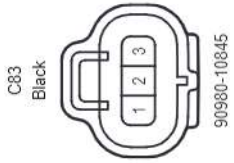
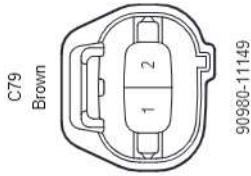
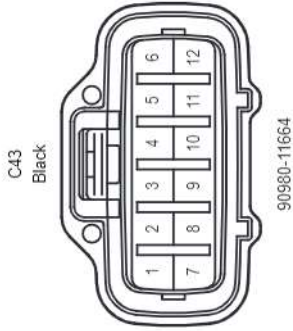
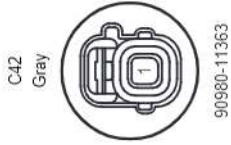
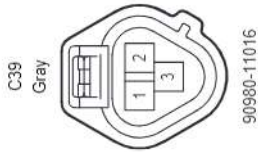
Position of Parts in Engine Compartment (RHD 1GD-FTV) (w/ Water-cooled Intercooler From Jun. 2018 Production)



Position of Parts in Engine Compartment (RHD 1GD-FTV) (w/ Water-cooled Intercooler From Jun. 2018 Production)

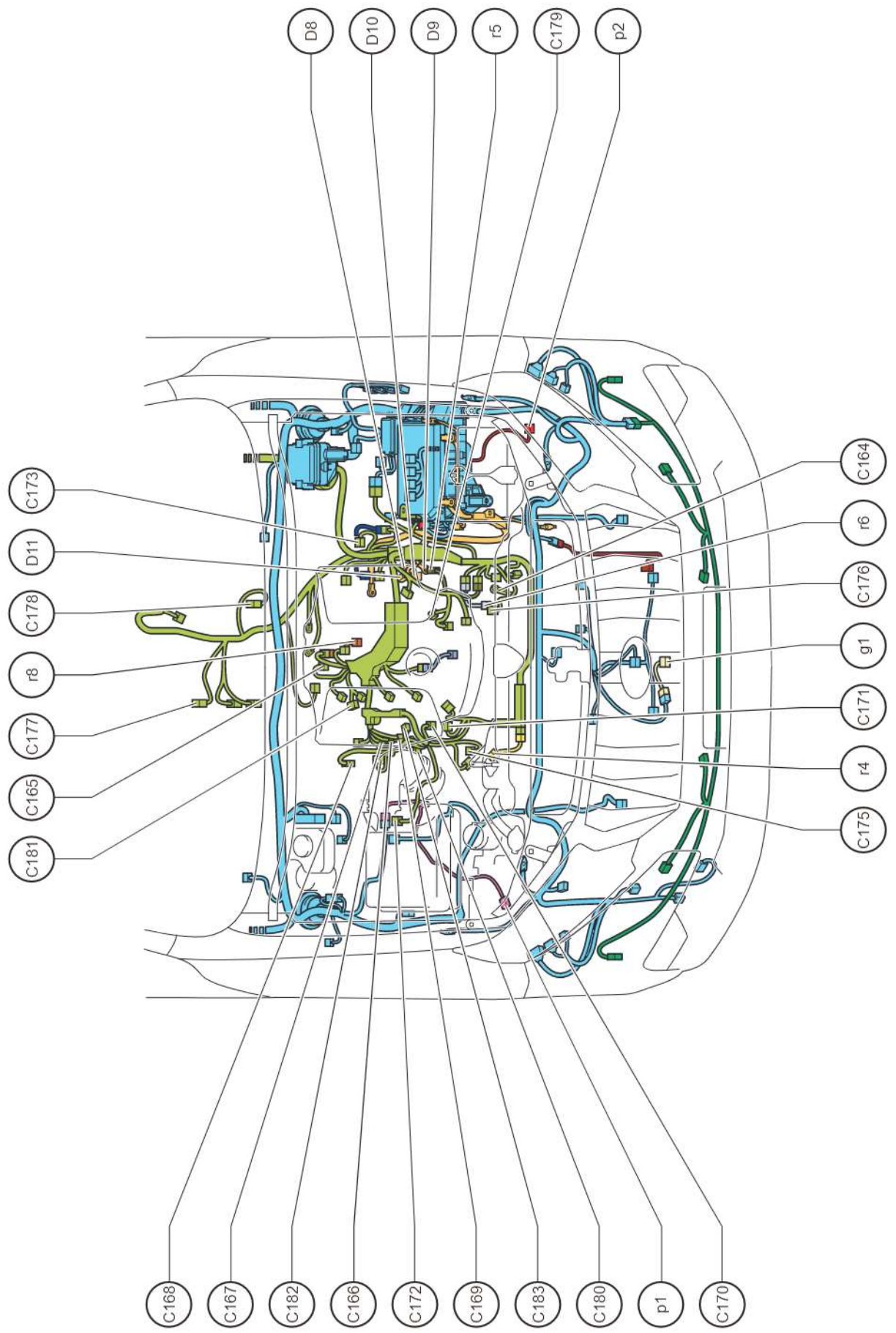
- C 24 E.F.I. Engine Coolant Temperature Sensor
- C 39 Cooler Compressor Assembly
- C 42 Engine Oil Pressure Switch Assembly
- C 43 Transfer Shift Actuator Assembly
- C 57 Power Steering Oil Pressure Switch
- C 79 VSV (for No. 2 Swirl Control Valve)
- C 83 Vacuum Sensor (Diesel Turbo Pressure Sensor)
- C115 Fuel Injector Assembly No. 1
- C116 Fuel Injector Assembly No. 2
- C117 Fuel Injector Assembly No. 3
- C118 Fuel Injector Assembly No. 4
- C127 Electric EGR Control Valve Assembly
- C129 Differential Pressure Sensor Assembly
- C131 Air Fuel Ratio Sensor
- C142 No. 2 EGR Valve Assembly
- C144 Nozzle Vane Position Sensor
- C146 Electronically Controlled Transmission Solenoid
- C157 Generator Assembly
- C159 Park/Neutral Position Switch
- C160 Back-Up Light Switch Assembly

Position of Parts in Engine Compartment (RHD 1GD-FTV) (w/ Water-cooled Intercooler From Jun. 2018 Production)



cardiagn.com


Position of Parts in Engine Compartment (RHD 1GD-FTV) (w/ Water-cooled Intercooler From Jun. 2018 Production)



Position of Parts in Engine Compartment (RHD 1GD-FTV) (w/ Water-cooled Intercooler From Jun. 2018 Production)

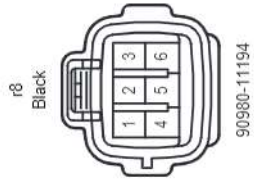
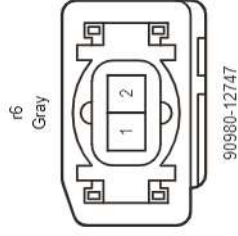
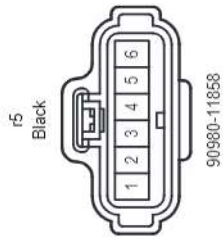
C164	Generator Assembly
C165	Glow Plug Assembly
C166	No. 2 Exhaust Gas Temperature Sensor
C167	No. 3 Exhaust Gas Temperature Sensor
C168	Urea Injector Assembly
C169	No. 1 Exhaust Gas Temperature Sensor
C170	Cam Position Sensor
C171	Engine Oil Level Sensor
C172	Intake Mass Air Flow Meter Sub-Assembly
C173	VSV (for Engine Mounting)
C175	DC Motor
C176	Intake Air Temperature Sensor (Turbo)
C177	Transmission Revolution Sensor (Counter Gear)
C178	Transmission Revolution Sensor (Turbine)
C179	Vane Pump Assembly
C180	Exhaust Fuel Addition Injector Assembly
C181	Nitrogen Oxides Sensor (Intake Side)
C182	Intake Air Temperature Sensor (Intercooler)
C183	E.F.I. Engine Coolant Temperature Sensor (Intercooler)
D 8	Starter Assembly
D 9	Starter Assembly
D 10	Starter Assembly
D 11	Starter Assembly
g 1	Front Television Camera Assembly
p 1	Front Speed Sensor RH
p 2	Front Speed Sensor LH
r 4	Viscous Heater with Magnet Clutch ASSY
r 5	Diesel Throttle Body ASSY
r 6	Injection or Supply Pump Assembly (Suction Control Valve)
r 8	Fuel Pressure Sensor (Common Rail Assembly)

Position of Parts in Engine Compartment (RHD 1GD-FTV) (w/ Water-cooled Intercooler From Jun. 2018 Production)

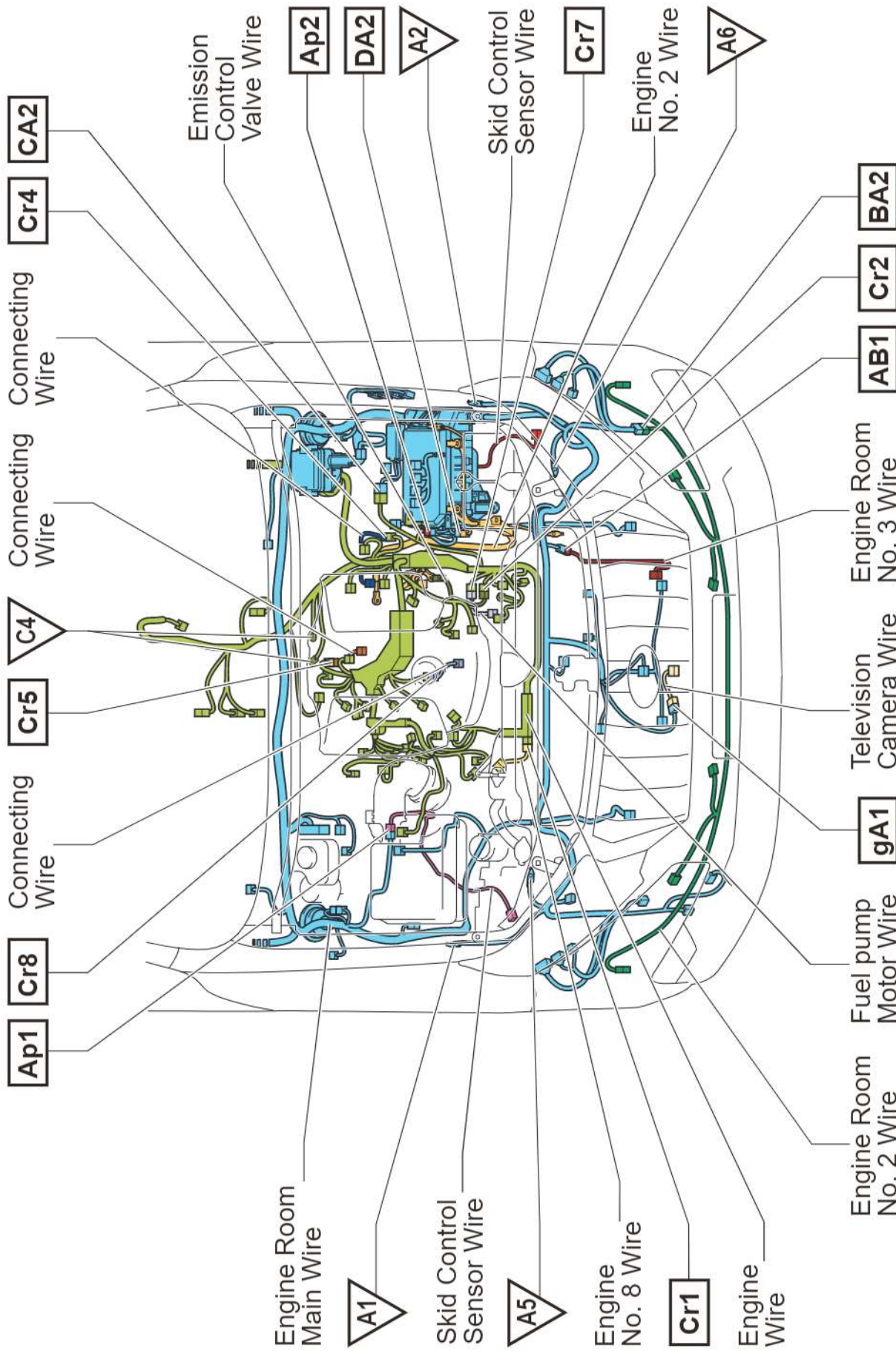


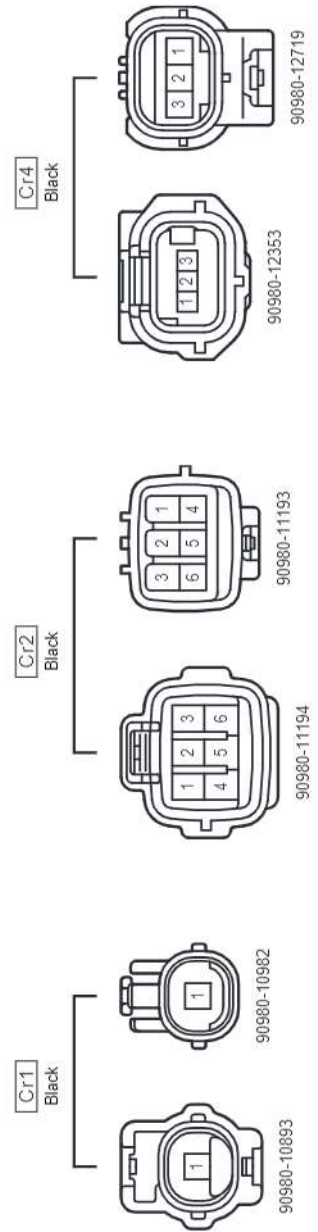
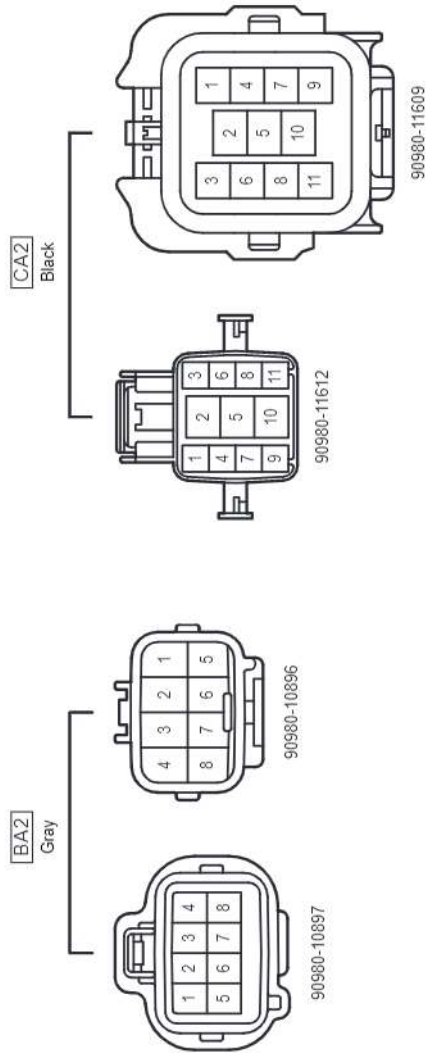
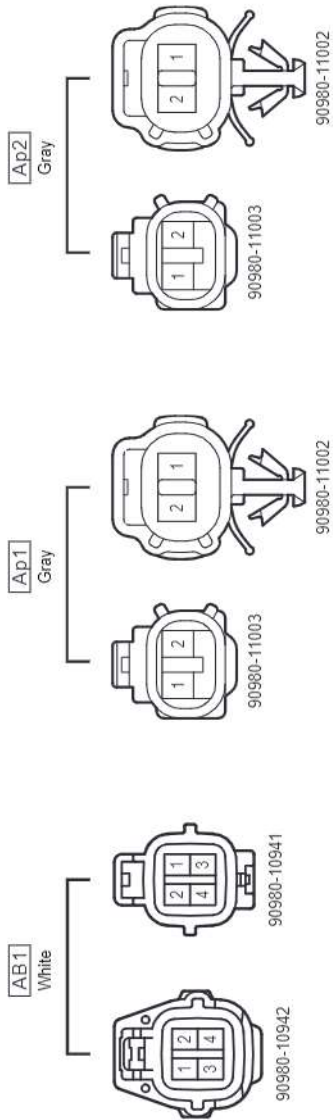
cardiagn.com

Position of Parts in Engine Compartment (RHD 1GD-FTV) (w/ Water-cooled Intercooler From Jun. 2018 Production)

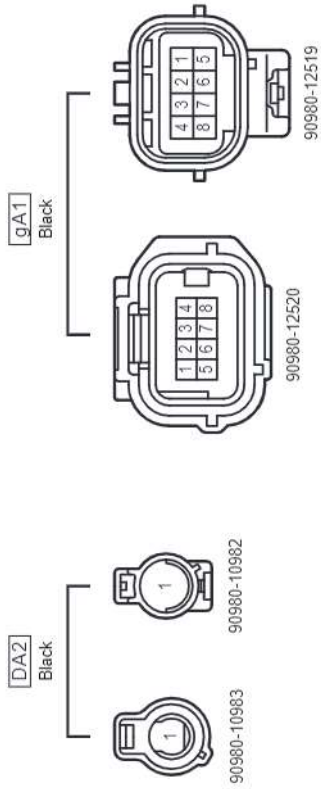


Wire and Wire , Ground Points in Engine Compartment (RHD 1GD-FTV) (w/ Water-cooled Intercooler From Jun. 2018 Production)

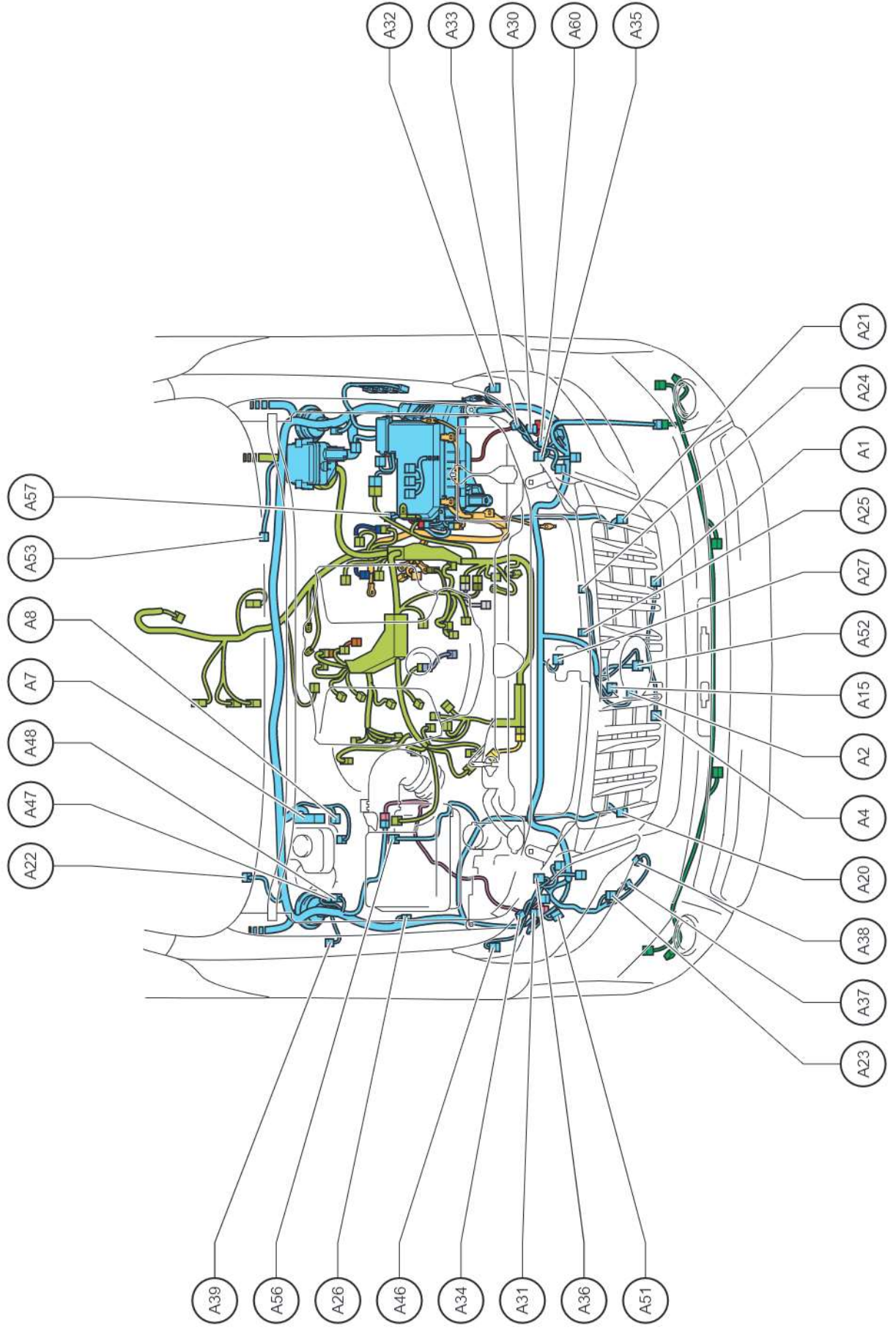




Wire and Wire , Ground Points in Engine Compartment (RHD 1GD-FTV) (w/ Water-cooled Intercooler From Jun. 2018 Production)



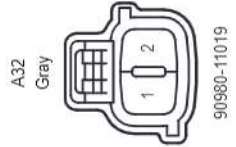
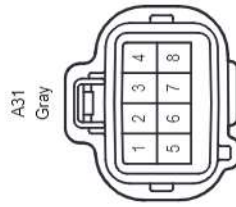
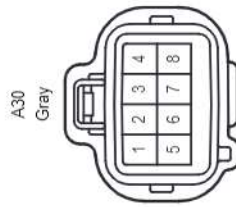
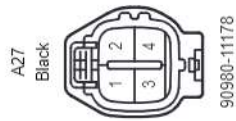
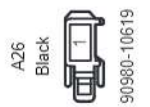
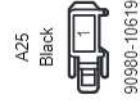
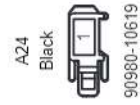
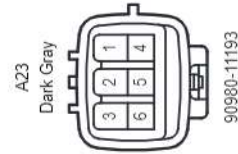
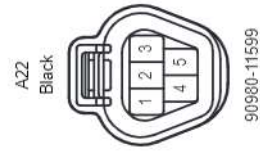
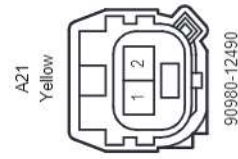
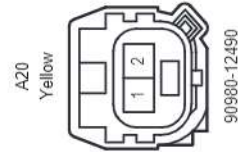
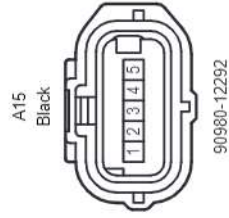
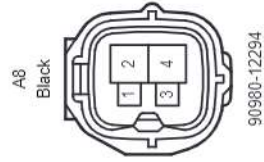
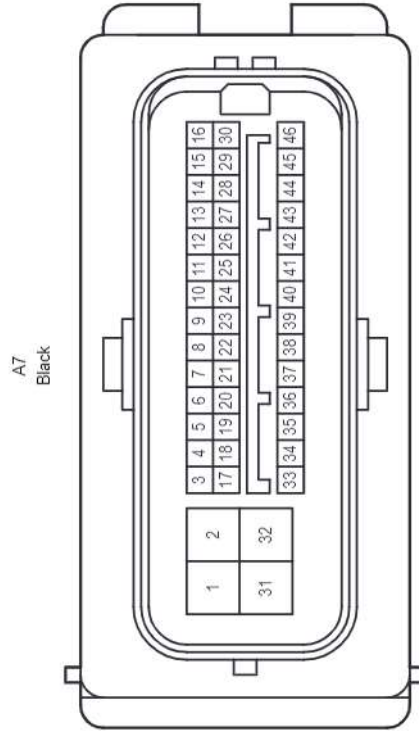
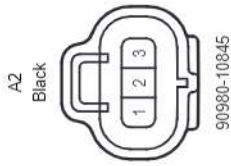
Position of Parts in Engine Compartment (RHD 1GD-FTV) (Before Aug. 2017 Production)



Position of Parts in Engine Compartment (RHD 1GD-FTV) (Before Aug. 2017 Production)

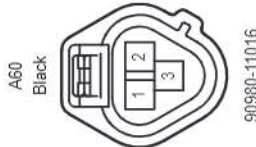
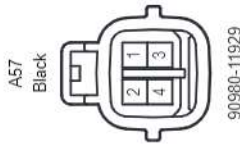
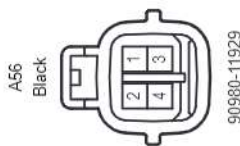
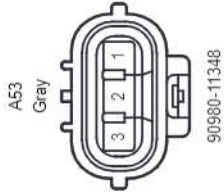
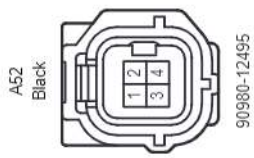
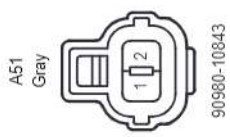
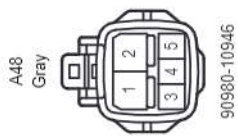
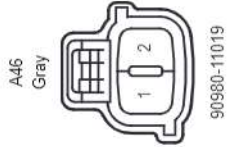
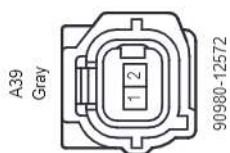
- A 1 Ambient Temperature Sensor
- A 2 A/C Pressure Sensor
- A 4 Condenser Fan Motor (With Shroud Blower Assembly)
- A 7 Brake Actuator Assembly
- A 8 Brake Actuator Assembly
- A 15 Millimeter Wave Radar Sensor Assembly
- A 20 Front Airbag Sensor RH
- A 21 Front Airbag Sensor LH
- A 22 Windshield Wiper Motor Assembly
- A 23 Windshield Washer Motor and Pump Assembly
- A 24 Low Pitched Horn Assembly
- A 25 High Pitched Horn Assembly
- A 26 Security Horn Assembly
- A 27 Engine Hood Courtesy Switch
- A 30 Headlight Assembly LH
- A 31 Headlight Assembly RH
- A 32 Headlight Assembly LH
- A 33 Headlight Assembly LH
- A 34 Headlight Assembly RH
- A 35 Headlight Assembly LH
- A 36 Headlight Assembly RH
- A 37 Headlight Cleaner Motor and Pump Assembly
- A 38 Headlight Cleaner Control Relay
- A 39 Wireless Door Lock Buzzer
- A 46 Headlight Assembly RH
- A 47 Short Connector
- A 48 Short Connector
- A 51 Noise Filter (Condenser Fan)
- A 52 Front Television Camera Assembly
- A 53 Front Wiper Deicer (Windshield Glass)
- A 56 Front Absorber Control Actuator RH
- A 57 Front Absorber Control Actuator LH
- A 60 Headlight Assembly LH

Position of Parts in Engine Compartment (RHD 1GD-FTV) (Before Aug. 2017 Production)

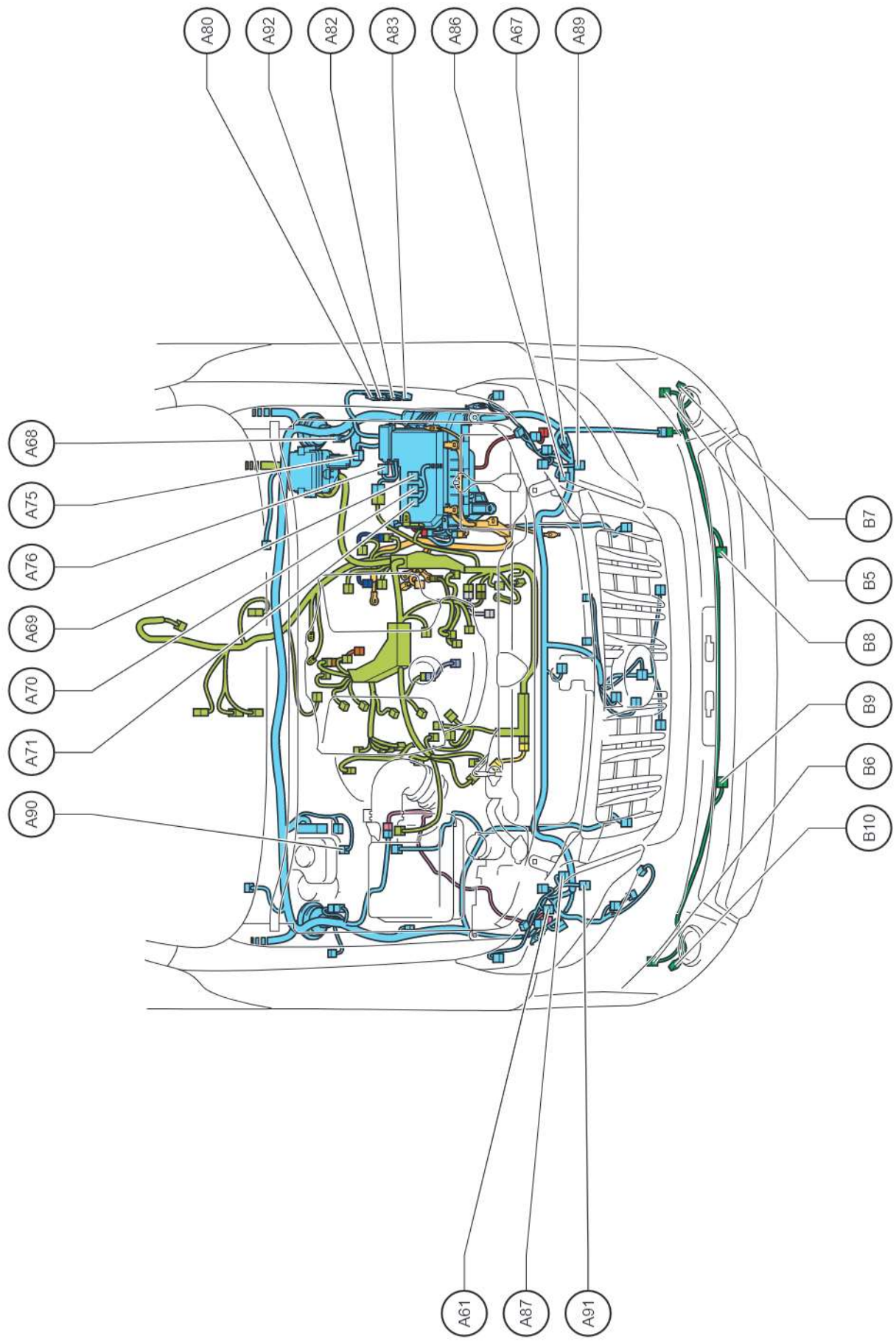


cardiagn.com

Position of Parts in Engine Compartment (RHD 1GD-FTV) (Before Aug. 2017 Production)

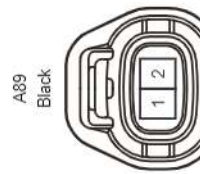
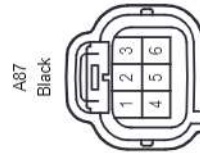
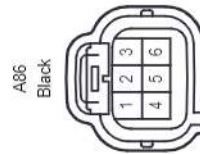
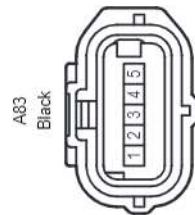
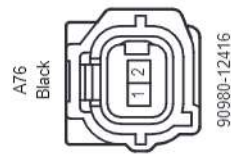
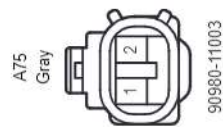
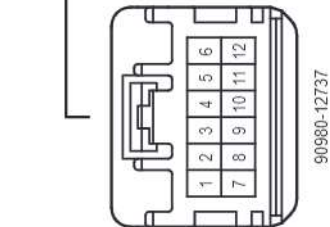
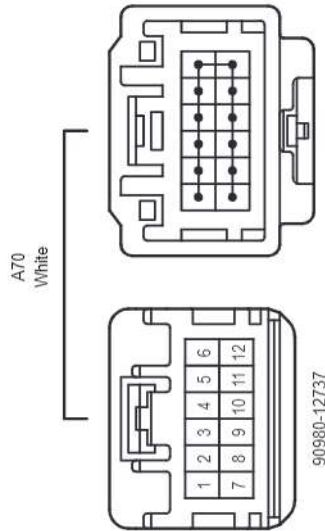
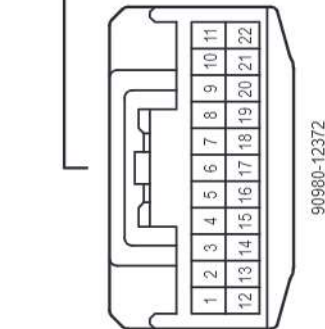
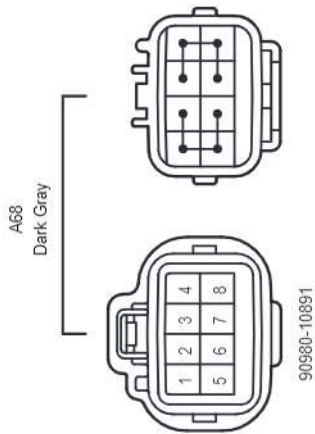
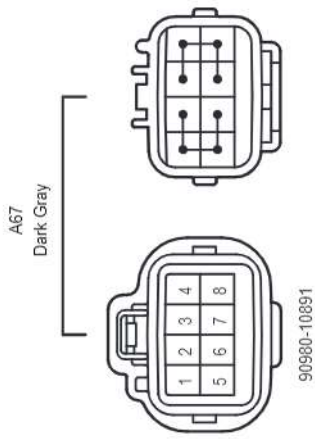
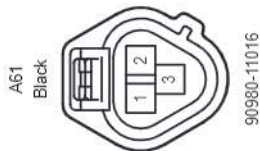


Position of Parts in Engine Compartment (RHD 1GD-FTV) (Before Aug. 2017 Production)



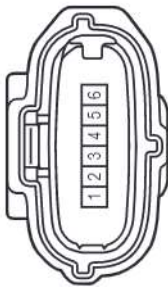
- A 61 Headlight Assembly RH
- A 67 Junction Connector
- A 68 Junction Connector
- A 69 Junction Connector
- A 70 Junction Connector
- A 71 Junction Connector
- A 75 Level Warning Switch (Fuel Filter Assembly)
- A 76 Fuel Filter Warning Switch
- A 80 Glow Plug Controller
- A 82 Glow Plug Controller
- A 83 Glow Plug Controller
- A 86 Headlight Assembly LH
- A 87 Headlight Assembly RH
- A 89 Headlight Assembly LH
- A 90 Brake Fluid Level Warning Switch (Brake Master Cylinder Reservoir Assembly)
- A 91 Headlight Assembly RH
- A 92 Glow Plug Controller
- B 5 Fog Light Assembly LH
- B 6 Fog Light Assembly RH
- B 7 Front No. 1 Ultrasonic Sensor LH
- B 8 Front No. 1 Ultrasonic Sensor Center LH
- B 9 Front No. 1 Ultrasonic Sensor Center RH
- B 10 Front No. 1 Ultrasonic Sensor RH

Position of Parts in Engine Compartment (RHD 1GD-FTV) (Before Aug. 2017 Production)



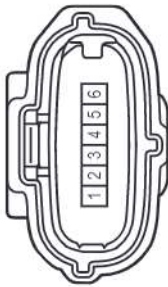
Position of Parts in Engine Compartment (RHD 1GD-FTV) (Before Aug. 2017 Production)

B7
Black



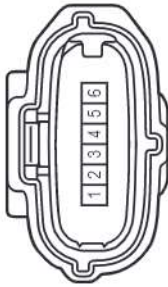
90980-12831

B8
Black



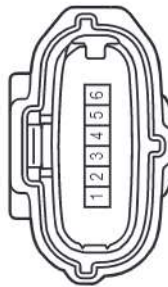
90980-12831

B9
Black



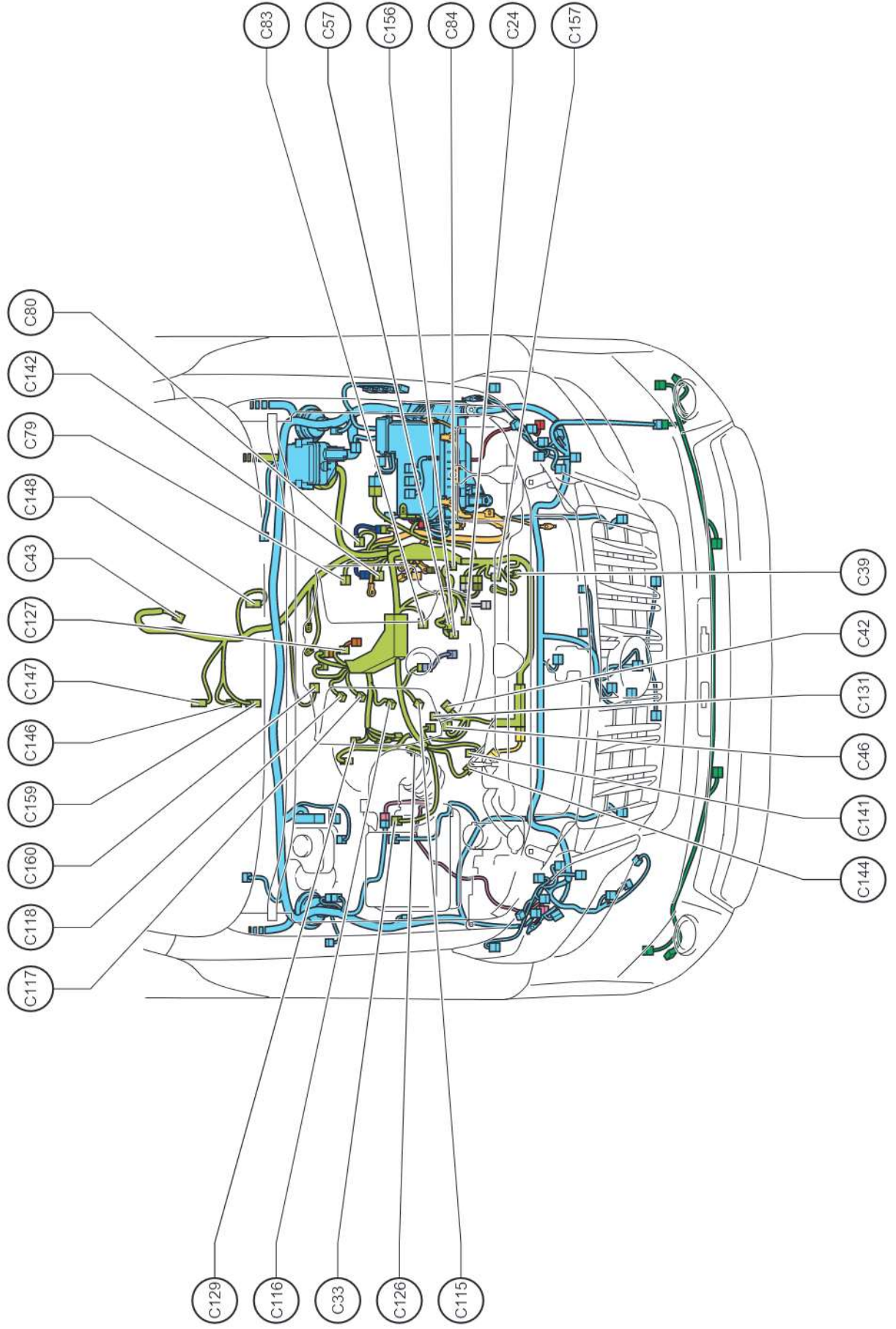
90980-12831

B10
Black



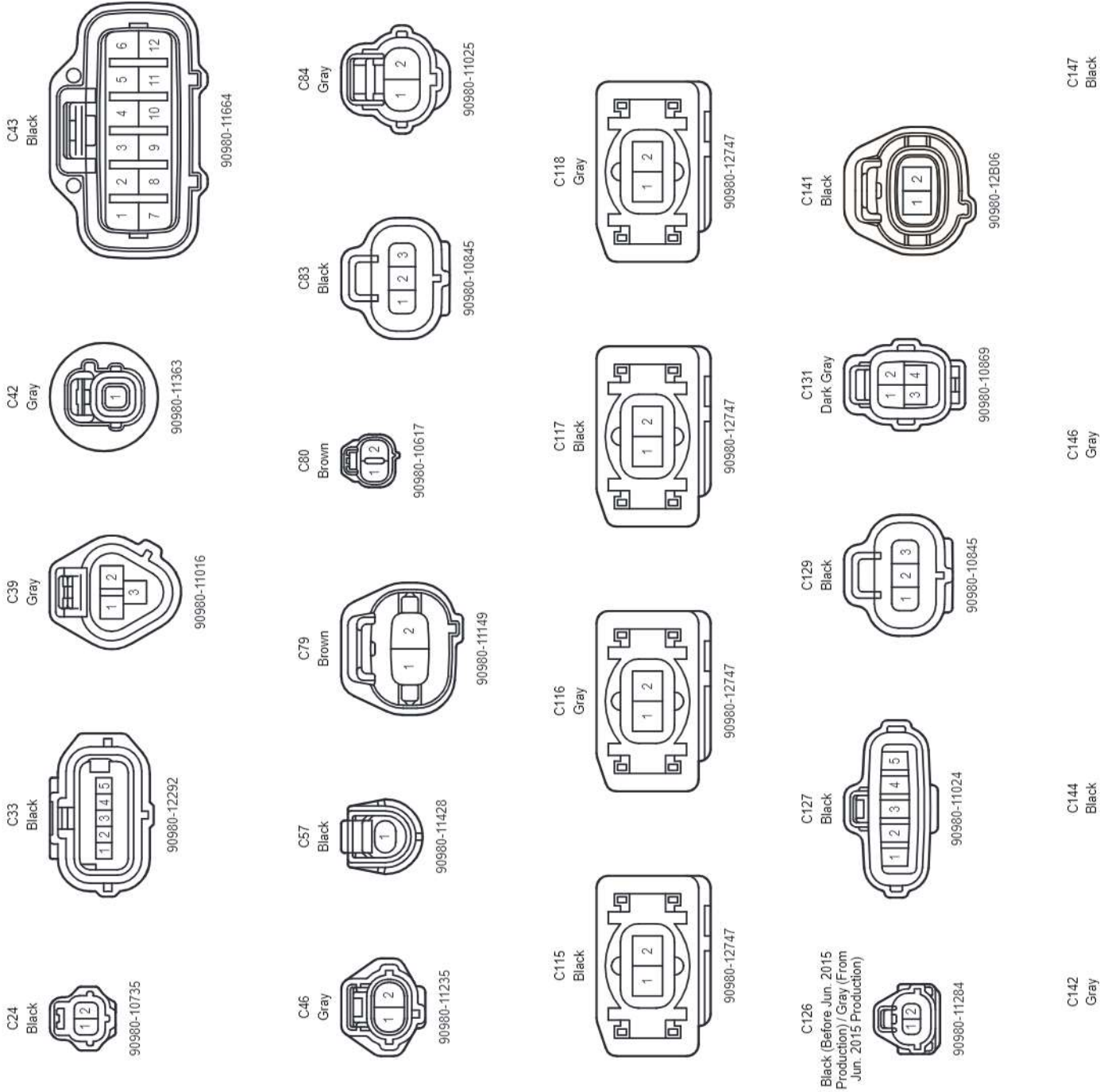
90980-12831

Position of Parts in Engine Compartment (RHD 1GD-FTV) (Before Aug. 2017 Production)

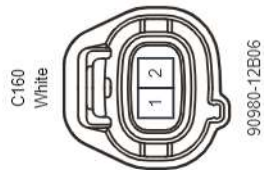
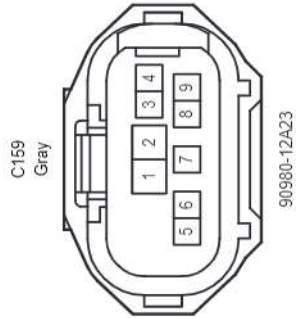
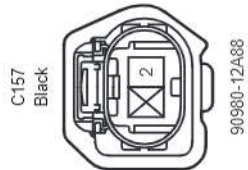


- C 24 E.F.I. Engine Coolant Temperature Sensor
- C 33 Intake Mass Air Flow Meter Sub-Assembly
- C 39 Cooler Compressor Assembly
- C 42 Engine Oil Pressure Switch Assembly
- C 43 Transfer Shift Actuator Assembly
- C 46 Engine Oil Level Sensor
- C 57 Power Steering Oil Pressure Switch
- C 79 VSV (for No. 2 Swirl Control Valve)
- C 80 VSV (for Engine Mounting)
- C 83 Vacuum Sensor (Diesel Turbo Pressure Sensor)
- C 84 Intake Air Temperature Sensor
- C115 Fuel Injector Assembly No. 1
- C116 Fuel Injector Assembly No. 2
- C117 Fuel Injector Assembly No. 3
- C118 Fuel Injector Assembly No. 4
- C126 Exhaust Fuel Addition Injector Assembly
- C127 Electric EGR Control Valve Assembly
- C129 Differential Pressure Sensor Assembly
- C131 Air Fuel Ratio Sensor
- C141 DC Motor
- C142 No. 2 EGR Valve Assembly
- C144 Nozzle Vane Position Sensor
- C146 Electronically Controlled Transmission Solenoid
- C147 Transmission Revolution Sensor (Counter Gear)
- C148 Transmission Revolution Sensor (Turbine)
- C156 Vane Pump Assembly
- C157 Generator Assembly
- C159 Park/Neutral Position Switch
- C160 Back-Up Light Switch Assembly

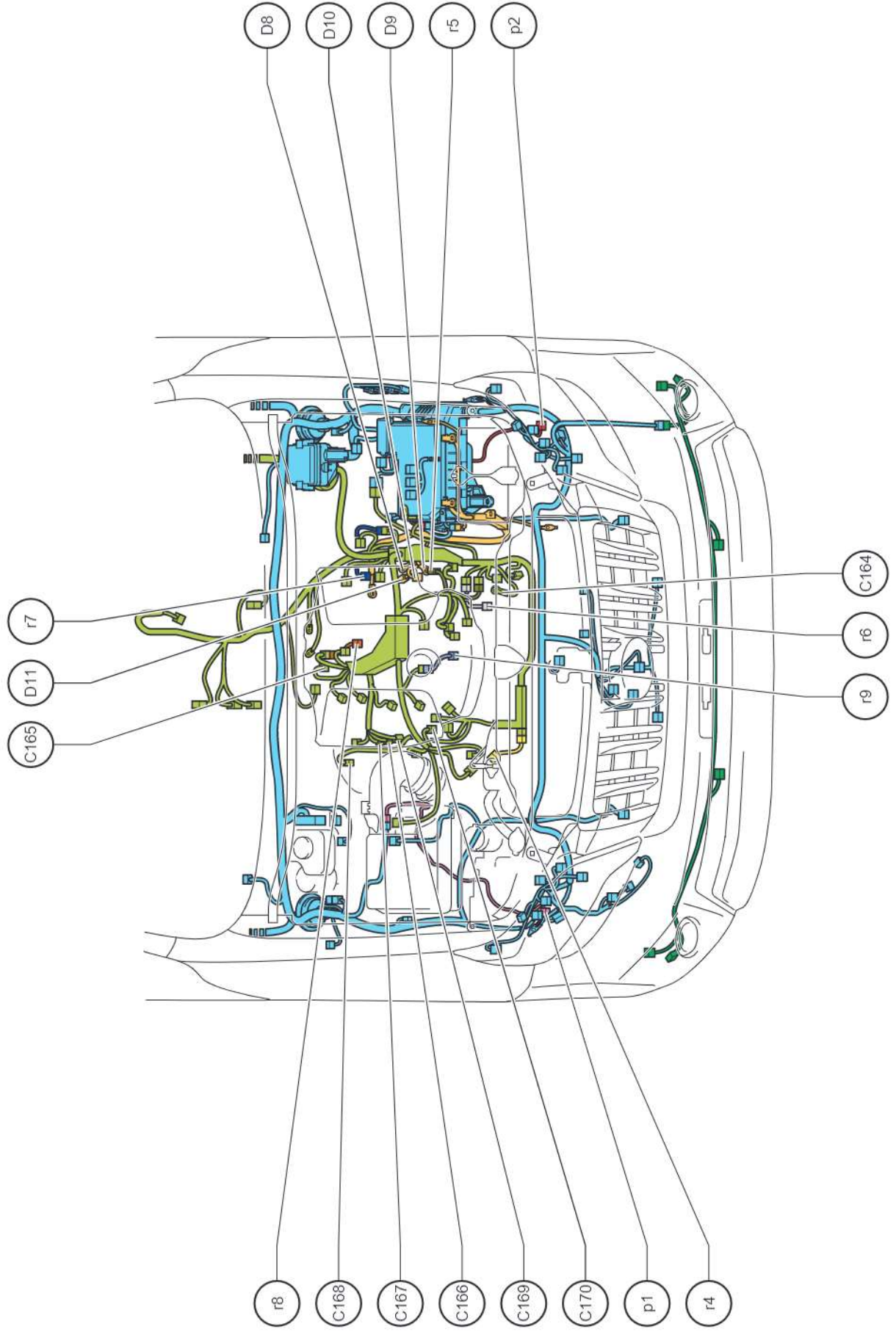
Position of Parts in Engine Compartment (RHD 1GD-FTV) (Before Aug. 2017 Production)



Position of Parts in Engine Compartment (RHD 1GD-FTV) (Before Aug. 2017 Production)



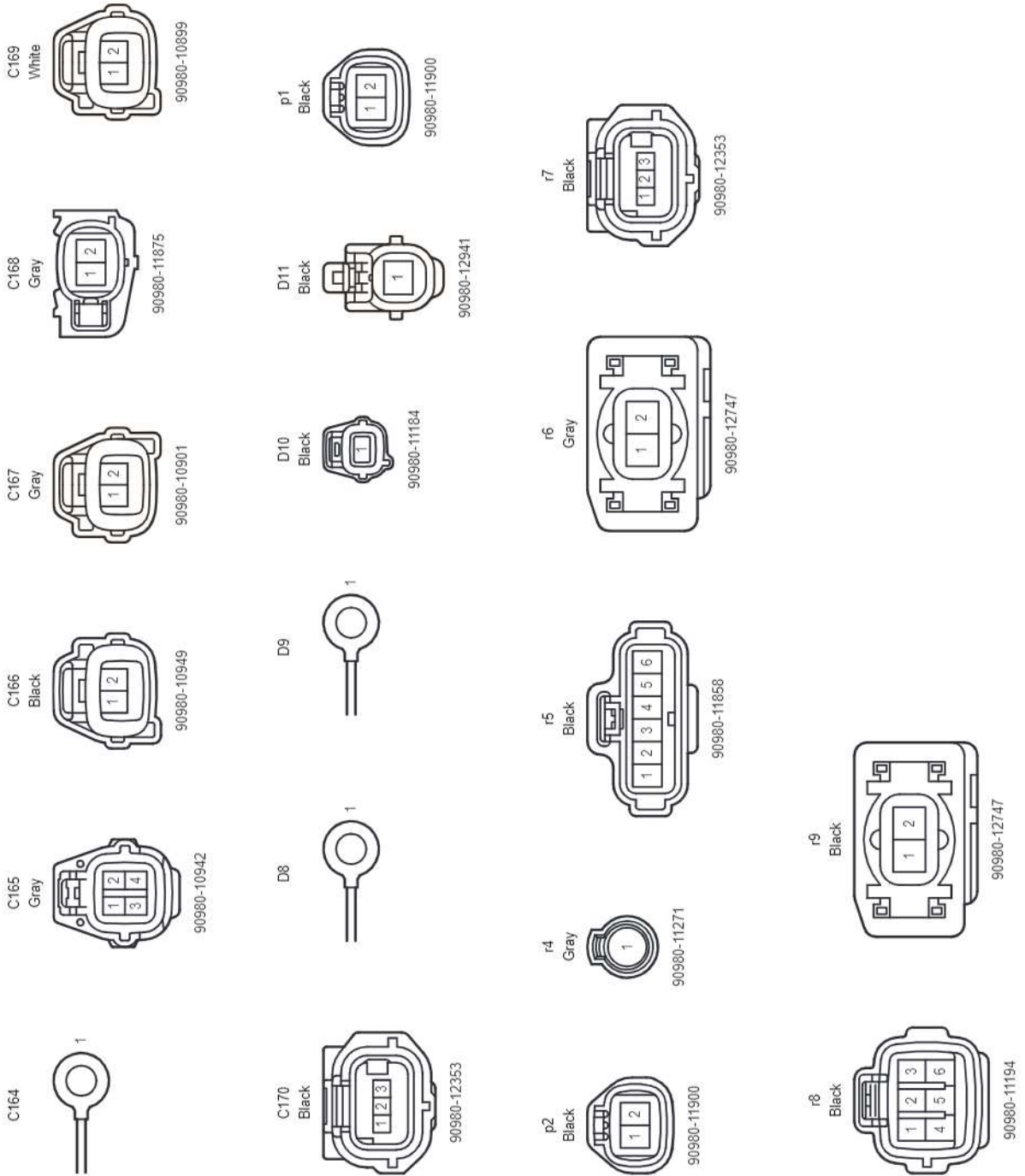
Position of Parts in Engine Compartment (RHD 1GD-FTV) (Before Aug. 2017 Production)



Position of Parts in Engine Compartment (RHD 1GD-FTV) (Before Aug. 2017 Production)

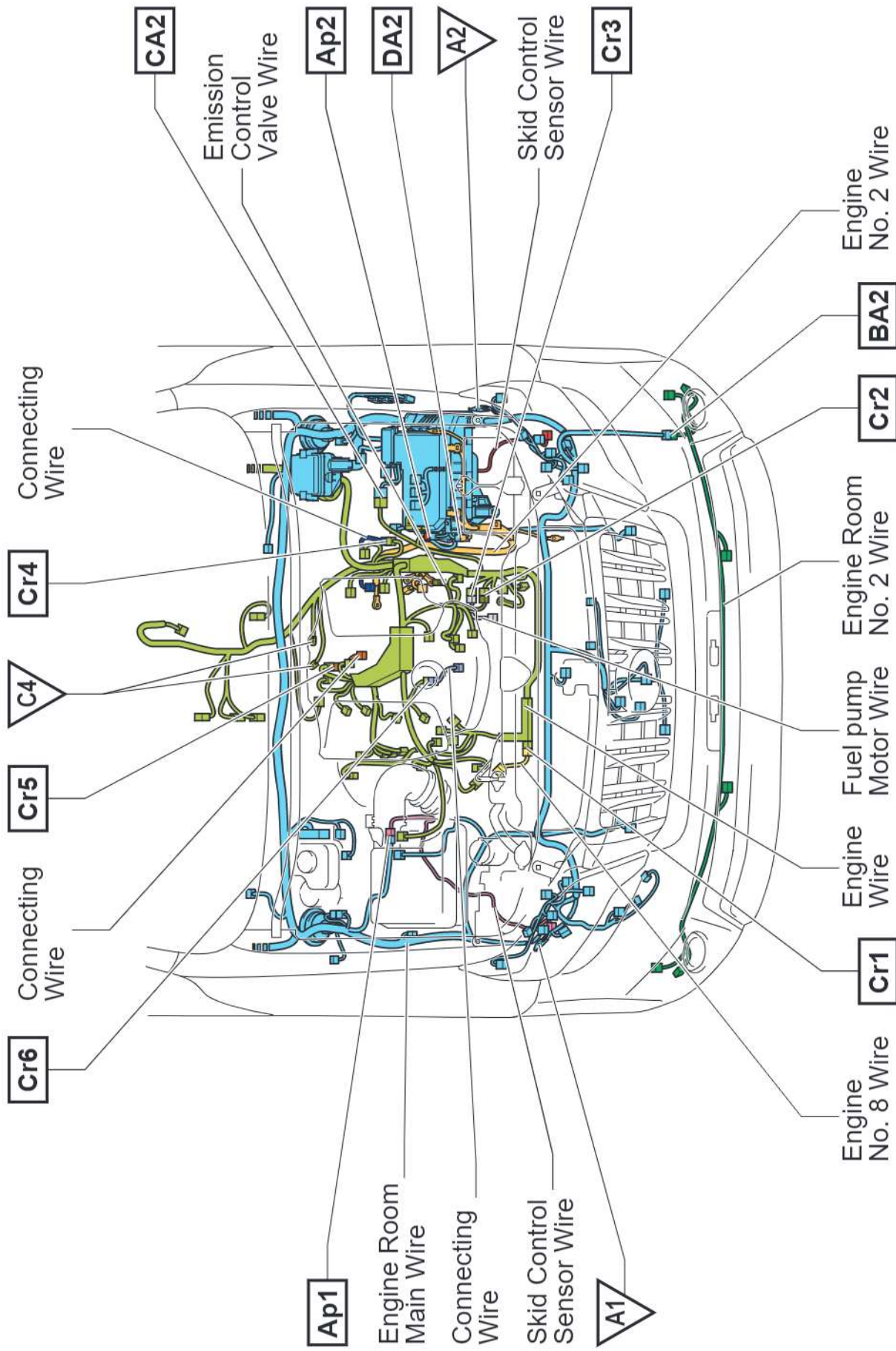
C164	Generator Assembly
C165	Glow Plug Assembly
C166	No. 2 Exhaust Gas Temperature Sensor
C167	No. 3 Exhaust Gas Temperature Sensor
C168	Urea Injector Assembly
C169	No. 1 Exhaust Gas Temperature Sensor
C170	Cam Position Sensor
D 8	Starter Assembly
D 9	Starter Assembly
D 10	Starter Assembly
D 11	Starter Assembly
p 1	Front Speed Sensor RH
p 2	Front Speed Sensor LH
r 4	Viscous Heater with Magnet Clutch ASSY
r 5	Diesel Throttle Body ASSY
r 6	Injection or Supply Pump Assembly (Suction Control Valve)
r 7	Crank Position Sensor
r 8	Fuel Pressure Sensor (Common Rail Assembly)
r 9	Pressure Discharge Valve (Common Rail Assembly)

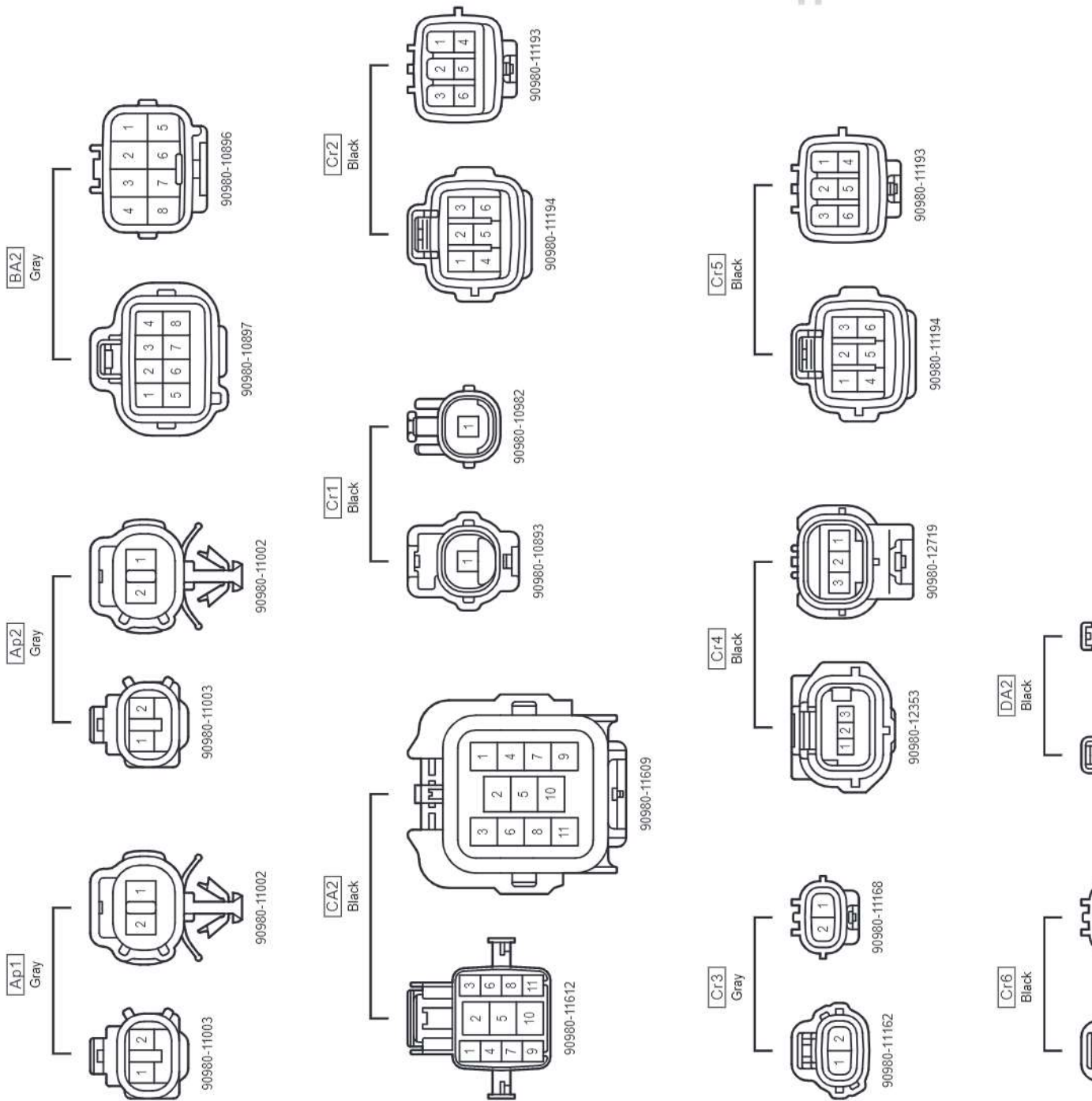
Position of Parts in Engine Compartment (RHD 1GD-FTV) (Before Aug. 2017 Production)



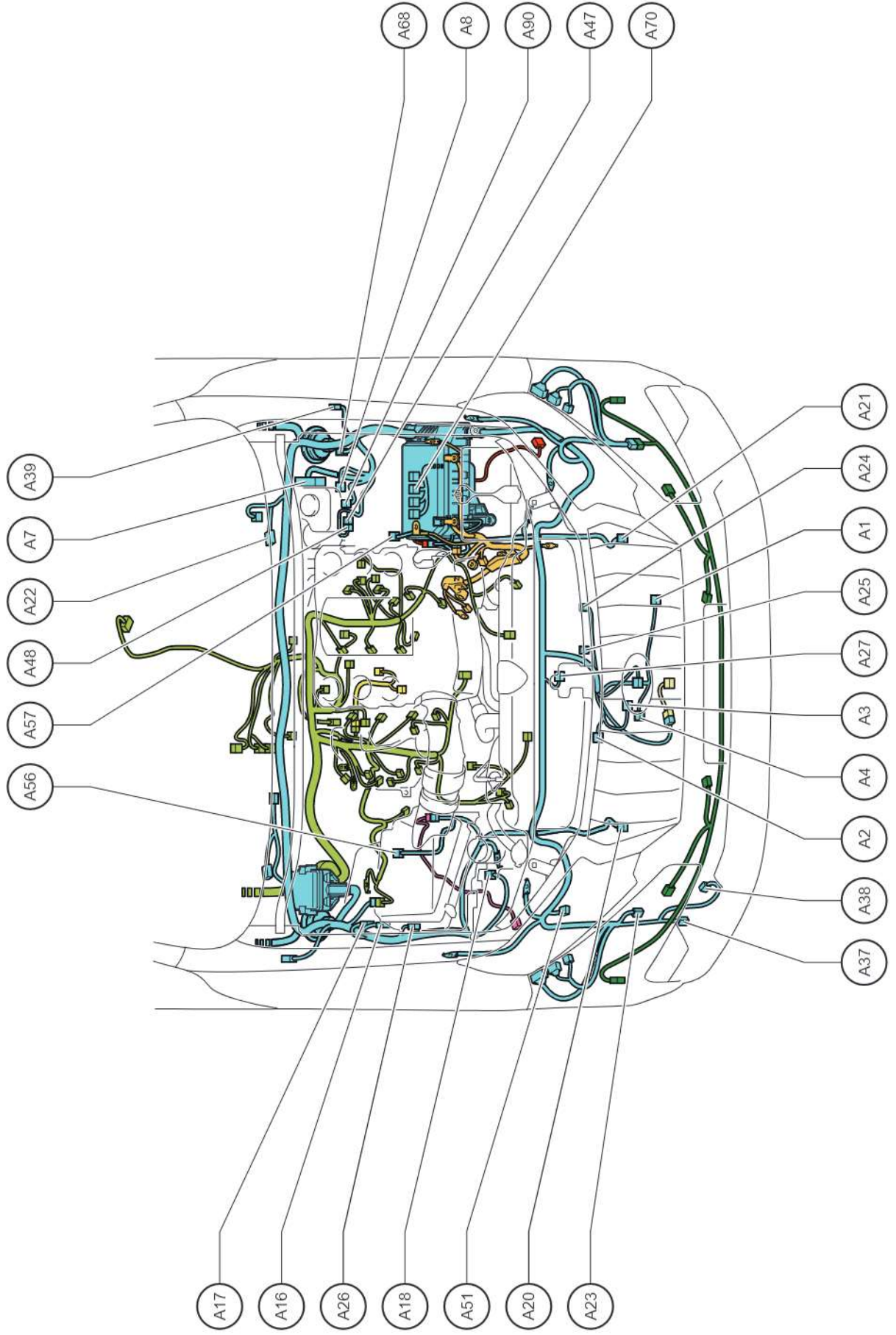
cardiagn.com

Wire and Wire , Ground Points in Engine Compartment (RHD 1GD-FTV) (Before Aug. 2017 Production)





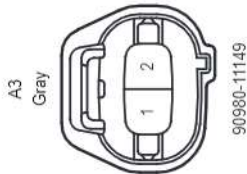
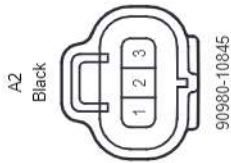
Position of Parts in Engine Compartment (LHD 1GR-FE) (From Aug. 2017 Production)



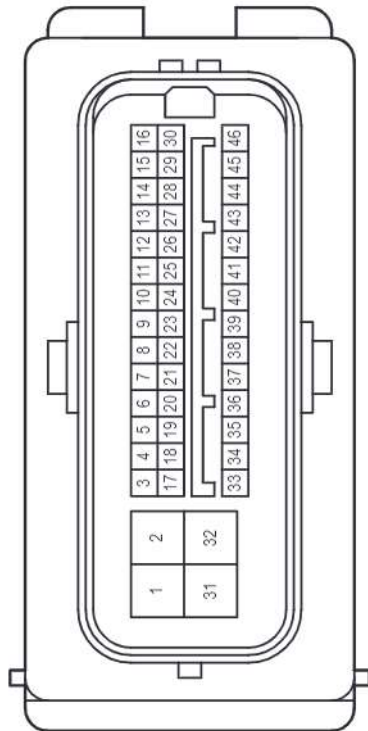
Position of Parts in Engine Compartment (LHD 1GR-FE) (From Aug. 2017 Production)

- A 1 Ambient Temperature Sensor
- A 2 A/C Pressure Sensor
- A 3 No. 1 Pressure Switch
- A 4 Condenser Fan Motor (With Shroud Blower Assembly)
- A 7 Brake Actuator Assembly
- A 8 Brake Actuator Assembly
- A 16 Air Injection Control Driver
- A 17 Air Injection Control Driver
- A 18 Inlet Air Pump
- A 20 Front Airbag Sensor RH
- A 21 Front Airbag Sensor LH
- A 22 Windshield Wiper Motor Assembly
- A 23 Windshield Washer Motor and Pump Assembly
- A 24 Low Pitched Horn Assembly
- A 25 High Pitched Horn Assembly
- A 26 Security Horn Assembly
- A 27 Engine Hood Courtesy Switch
- A 37 Headlight Cleaner Motor and Pump Assembly
- A 38 Headlight Cleaner Control Relay
- A 39 Wireless Door Lock Buzzer
- A 47 Short Connector
- A 48 Short Connector
- A 51 Noise Filter (Condenser Fan)
- A 56 Front Absorber Control Actuator RH
- A 57 Front Absorber Control Actuator LH
- A 68 Junction Connector
- A 70 Junction Connector
- A 90 Brake Fluid Level Warning Switch (Brake Master Cylinder Reservoir Assembly)

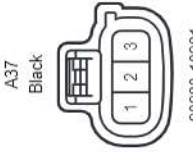
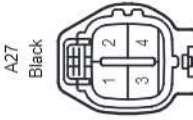
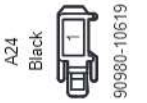
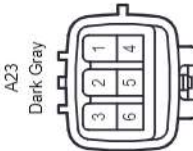
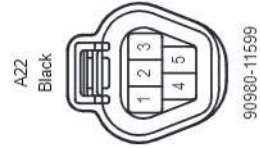
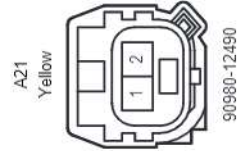
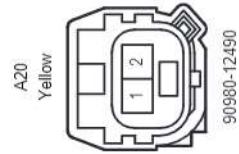
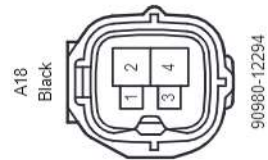
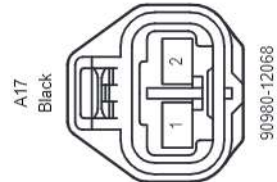
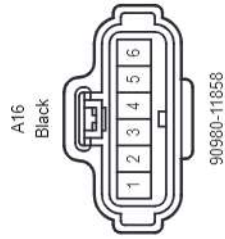
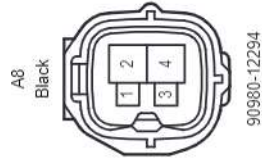
Position of Parts in Engine Compartment (LHD 1GR-FE) (From Aug. 2017 Production)



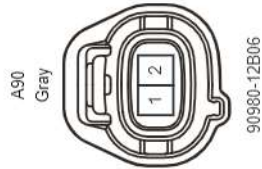
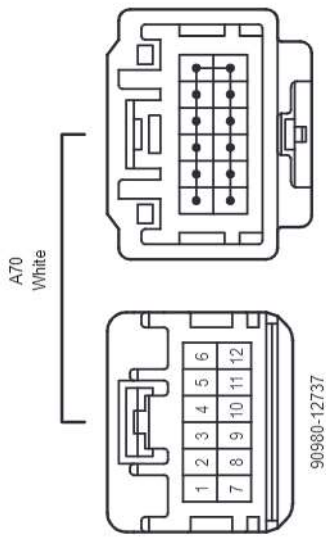
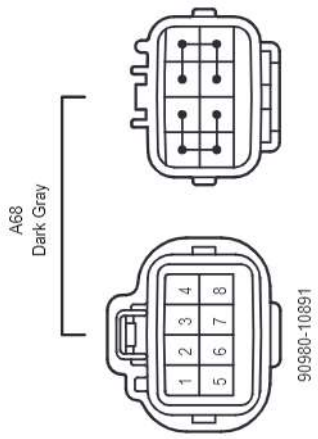
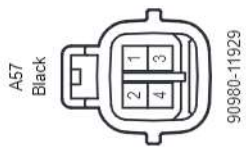
A7
Black



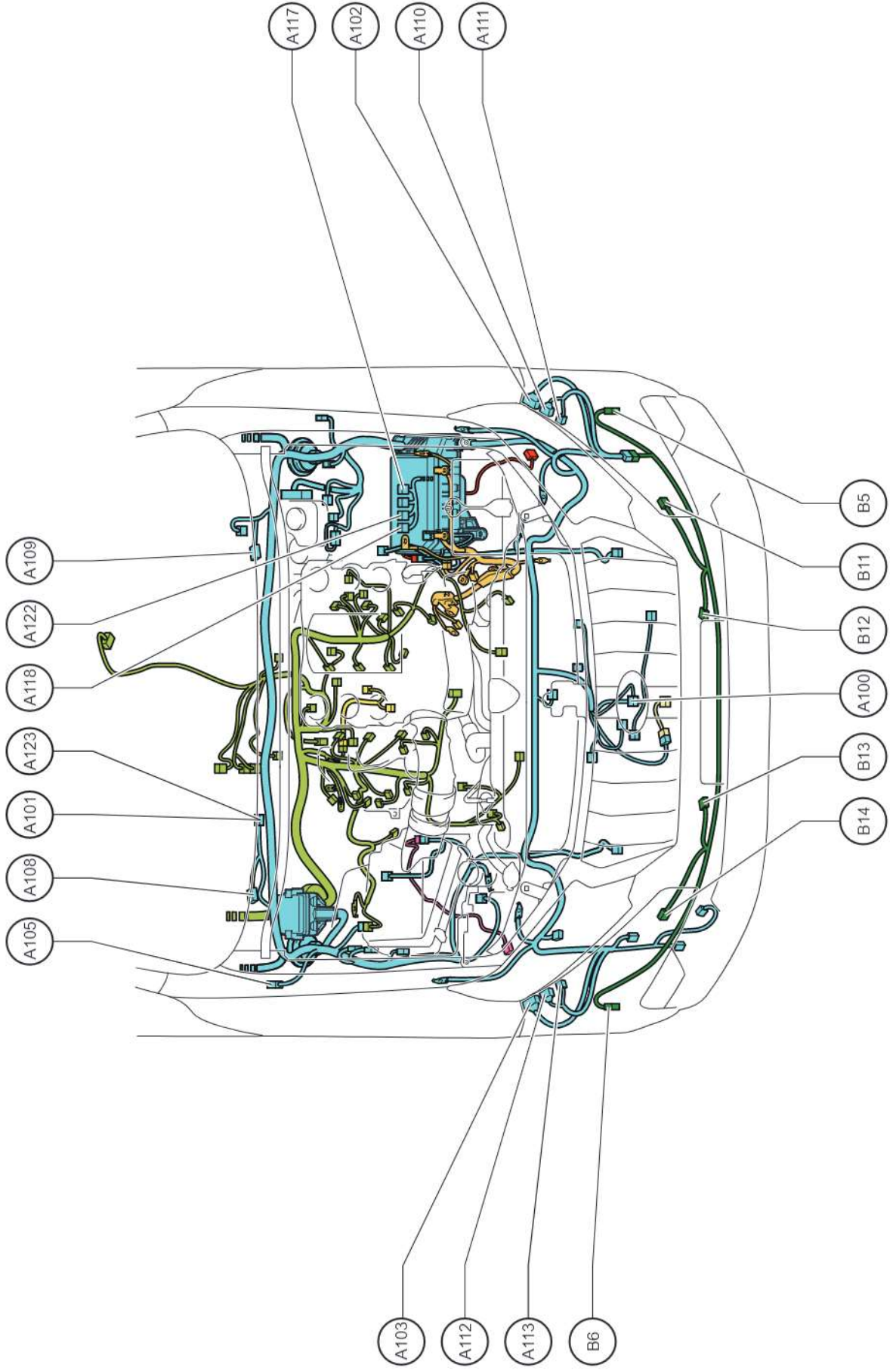
90980-12297



Position of Parts in Engine Compartment (LHD 1GR-FE) (From Aug. 2017 Production)



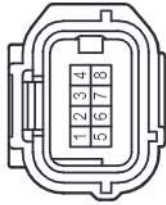
Position of Parts in Engine Compartment (LHD 1GR-FE) (From Aug. 2017 Production)



- A100 Millimeter Wave Radar Sensor Assembly
- A101 Front Wiper Deicer (Windshield Glass)
- A102 Headlight Assembly LH (Headlamp Computer Sub-Assembly Main)
- A103 Headlight Assembly RH (Headlamp Computer Sub-Assembly Sub)
- A105 Washer Hose Assembly
- A108 Heated Windshield Defroster (Windshield Glass)
- A109 Heated Windshield Defroster (Windshield Glass)
- A110 Headlight Assembly LH
- A111 Headlight Assembly LH
- A112 Headlight Assembly RH
- A113 Headlight Assembly RH
- A117 Junction Connector
- A118 Junction Connector
- A122 Junction Connector
- A123 Heated Windshield Defroster (Windshield Glass)
- B 5 Fog Light Assembly LH
- B 6 Fog Light Assembly RH
- B 11 Front No. 1 Ultrasonic Sensor LH
- B 12 Front No. 1 Ultrasonic Sensor Center LH
- B 13 Front No. 1 Ultrasonic Sensor Center RH
- B 14 Front No. 1 Ultrasonic Sensor RH

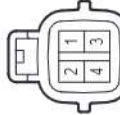
Position of Parts in Engine Compartment (LHD 1GR-FE) (From Aug. 2017 Production)

A100
Black



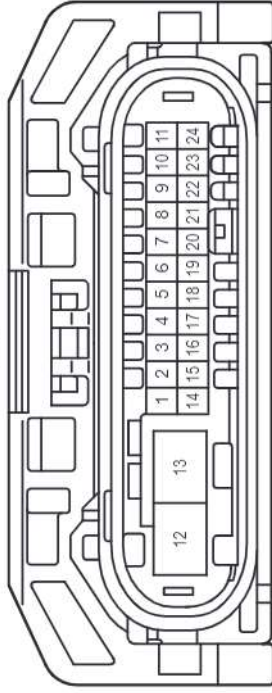
90980-12520

A101
Gray



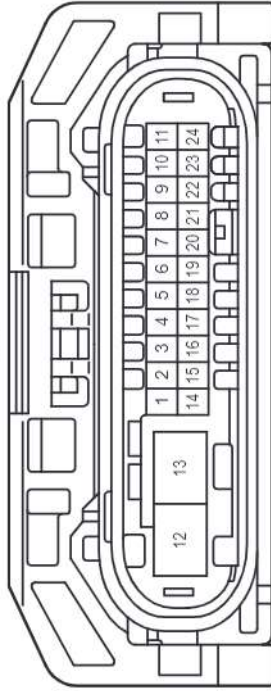
90980-10941

A102
Gray



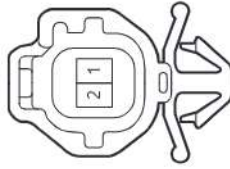
90980-12A92

A103
Gray



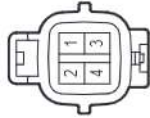
90980-12A92

A105
Black



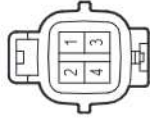
90980-11188

A108
Black



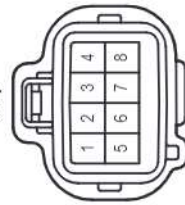
90980-10941

A109
Black



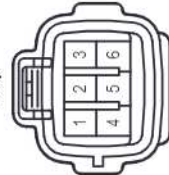
90980-10941

A110
Gray



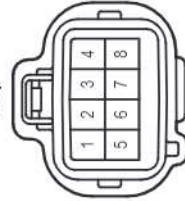
90980-10897

A111
Gray



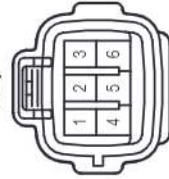
90980-11194

A112
Gray



90980-10897

A113
Gray

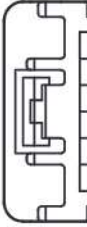


90980-11194

A117
White

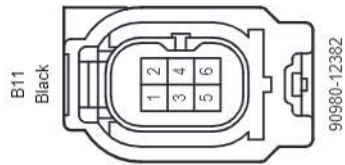
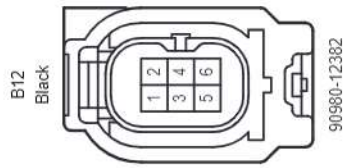
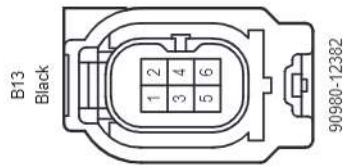
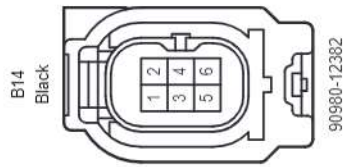
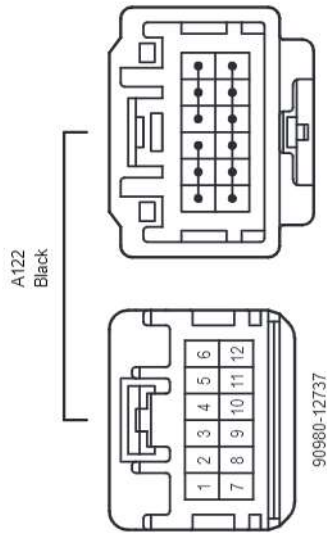
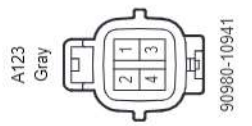
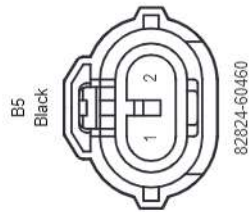
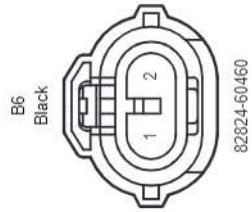


A118
Gray

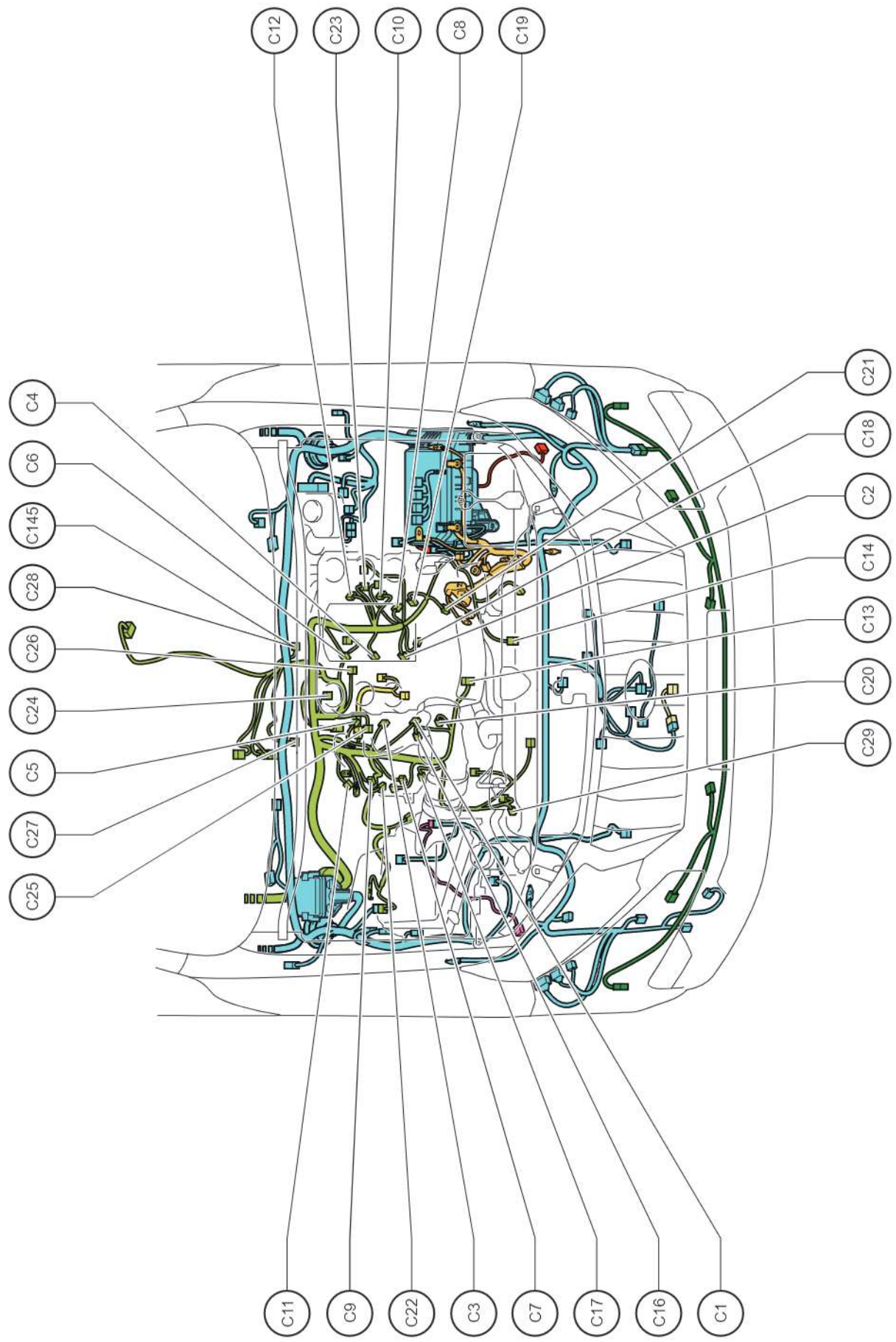


cardiagn.com

Position of Parts in Engine Compartment (LHD 1GR-FE) (From Aug. 2017 Production)

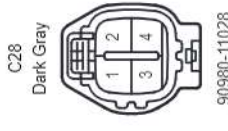
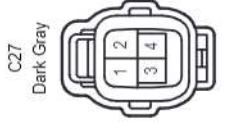
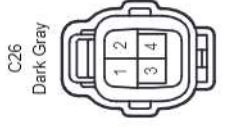
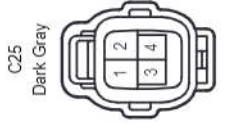
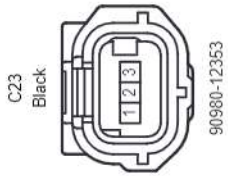
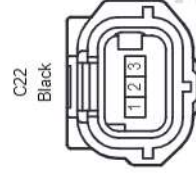
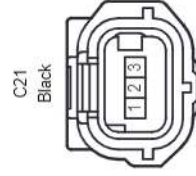
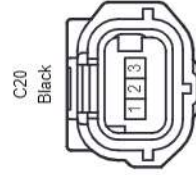
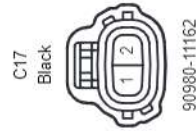
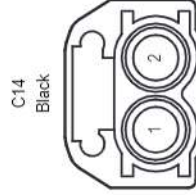
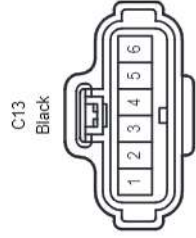
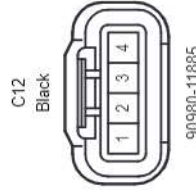
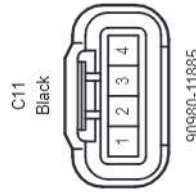
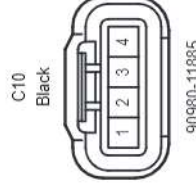
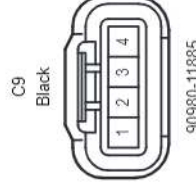
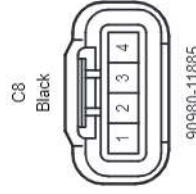
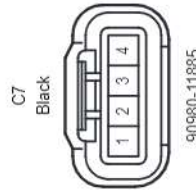
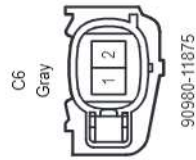
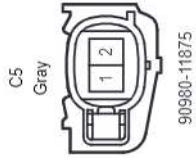
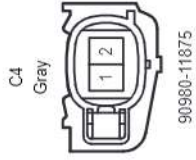
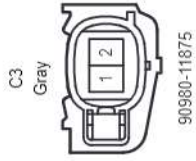
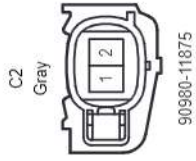
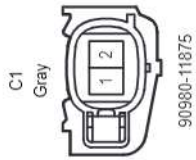


Position of Parts in Engine Compartment (LHD 1GR-FE) (From Aug. 2017 Production)

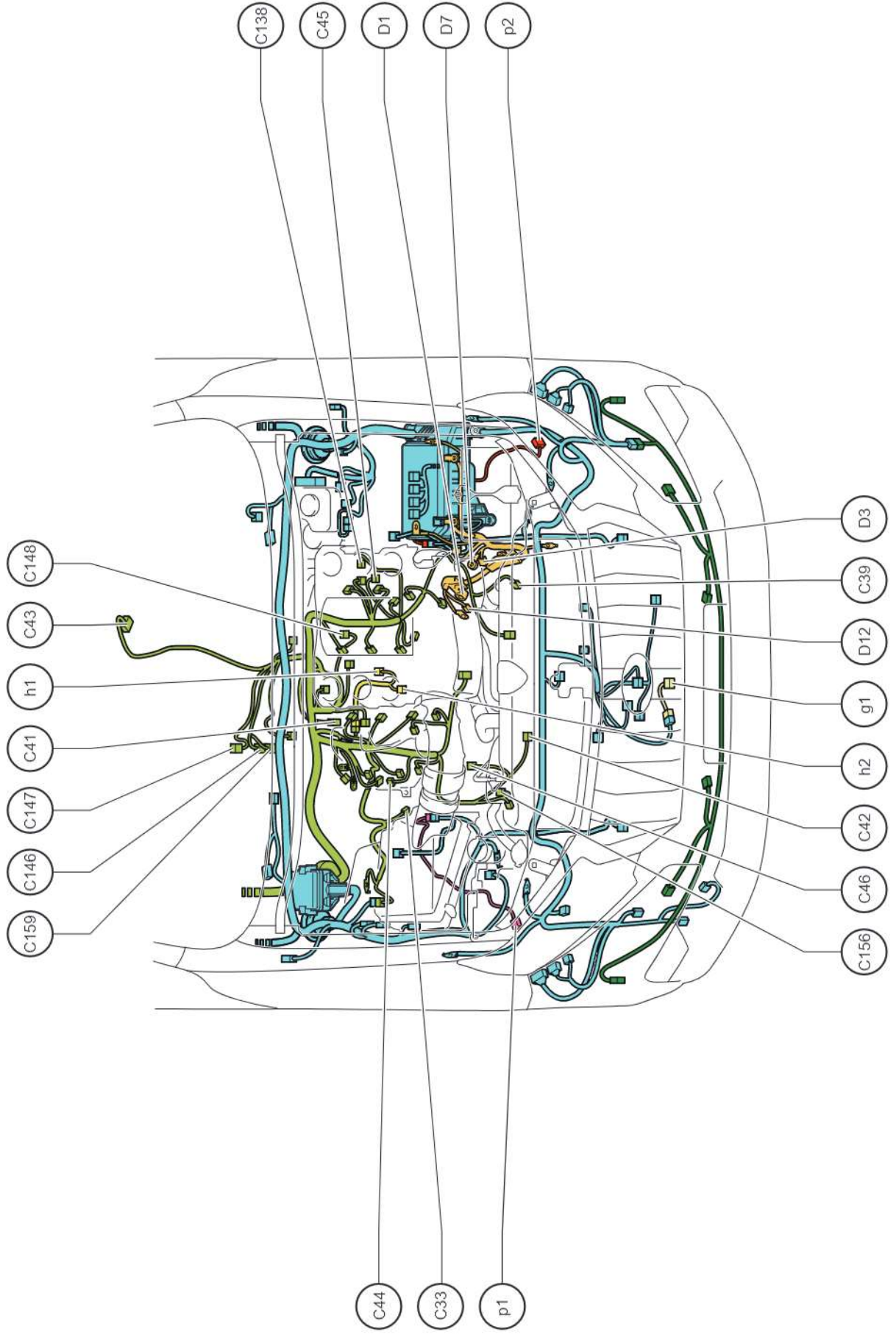


- C 1 Fuel Injector Assembly No. 1
- C 2 Fuel Injector Assembly No. 2
- C 3 Fuel Injector Assembly No. 3
- C 4 Fuel Injector Assembly No. 4
- C 5 Fuel Injector Assembly No. 5
- C 6 Fuel Injector Assembly No. 6
- C 7 Ignition Coil Assembly No. 1
- C 8 Ignition Coil Assembly No. 2
- C 9 Ignition Coil Assembly No. 3
- C 10 Ignition Coil Assembly No. 4
- C 11 Ignition Coil Assembly No. 5
- C 12 Ignition Coil Assembly No. 6
- C 13 Throttle Body Assembly
- C 14 Crank Position Sensor
- C 16 Cam Timing Oil Control Valve (Bank 1 Intake Side)
- C 17 Cam Timing Oil Control Valve (Bank 1 Exhaust Side)
- C 18 Cam Timing Oil Control Valve (Bank 2 Intake Side)
- C 19 Cam Timing Oil Control Valve (Bank 2 Exhaust Side)
- C 20 VVT Sensor (Bank 1 Intake Side)
- C 21 VVT Sensor (Bank 2 Intake Side)
- C 22 VVT Sensor (Bank 1 Exhaust Side)
- C 23 VVT Sensor (Bank 2 Exhaust Side)
- C 24 E.F.I. Engine Coolant Temperature Sensor
- C 25 Air Fuel Ratio Sensor (Bank 1 Sensor 1)
- C 26 Air Fuel Ratio Sensor (Bank 2 Sensor 1)
- C 27 Oxygen Sensor (Bank 1 Sensor 2)
- C 28 Oxygen Sensor (Bank 2 Sensor 2)
- C 29 Power Steering Oil Pressure Switch
- C145 Oxygen Sensor (Bank 2 Sensor 2)

Position of Parts in Engine Compartment (LHD 1GR-FE) (From Aug. 2017 Production)

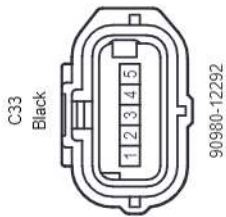


Position of Parts in Engine Compartment (LHD 1GR-FE) (From Aug. 2017 Production)



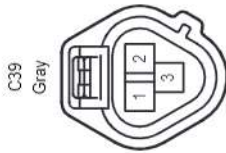
- C 33 Intake Mass Air Flow Meter Sub-Assembly
- C 39 Cooler Compressor Assembly
- C 41 Back-Up Light Switch Assembly
- C 42 Engine Oil Pressure Switch Assembly
- C 43 Transfer Shift Actuator Assembly
- C 44 Air Pump Assembly (Bank 1)
- C 45 Air Pump Assembly (Bank 2)
- C 46 Engine Oil Level Sensor
- C138 Purge VSV
- C146 Electronically Controlled Transmission Solenoid
- C147 Transmission Revolution Sensor (Counter Gear)
- C148 Transmission Revolution Sensor (Turbine)
- C156 Vane Pump Assembly
- C159 Park/Neutral Position Switch
- D 1 Starter Assembly
- D 3 Generator Assembly
- D 7 Generator Assembly
- D 12 Starter Assembly
- g 1 Front Television Camera Assembly
- h 1 Knock Control Sensor (Bank 2)
- h 2 Knock Control Sensor (Bank 1)
- p 1 Front Speed Sensor RH
- p 2 Front Speed Sensor LH

Position of Parts in Engine Compartment (LHD 1GR-FE) (From Aug. 2017 Production)



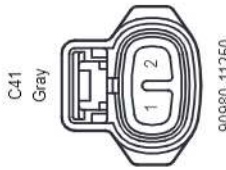
C33
Black

90980-12292



C39
Gray

90980-11016



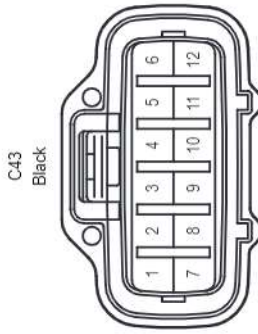
C41
Gray

90980-11250



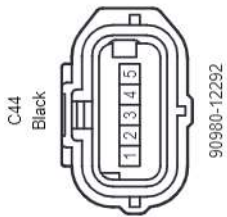
C42
Gray

90980-11363



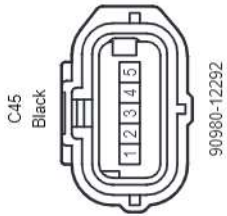
C43
Black

90980-11664



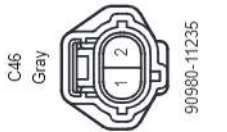
C44
Black

90980-12292



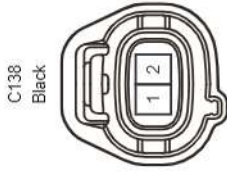
C45
Black

90980-12292



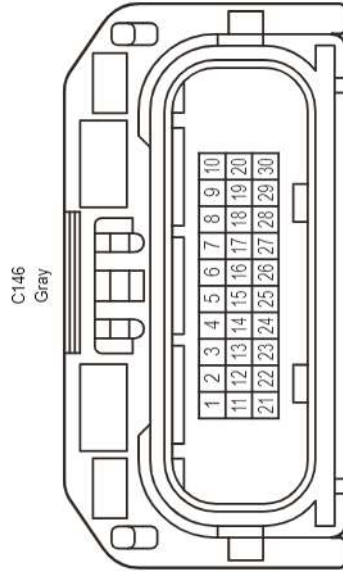
C46
Gray

90980-11235



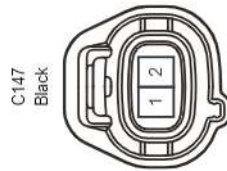
C138
Black

90980-12B06



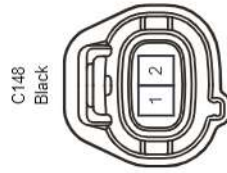
C146
Gray

90980-12712



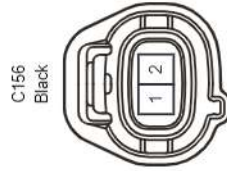
C147
Black

90980-12B06



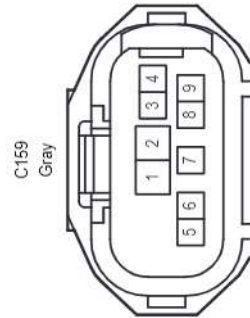
C148
Black

90980-12B06



C156
Black

90980-12B06

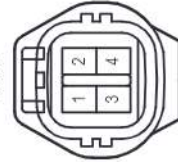


C159
Gray

D1



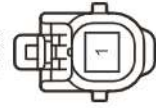
D3
Black



D7

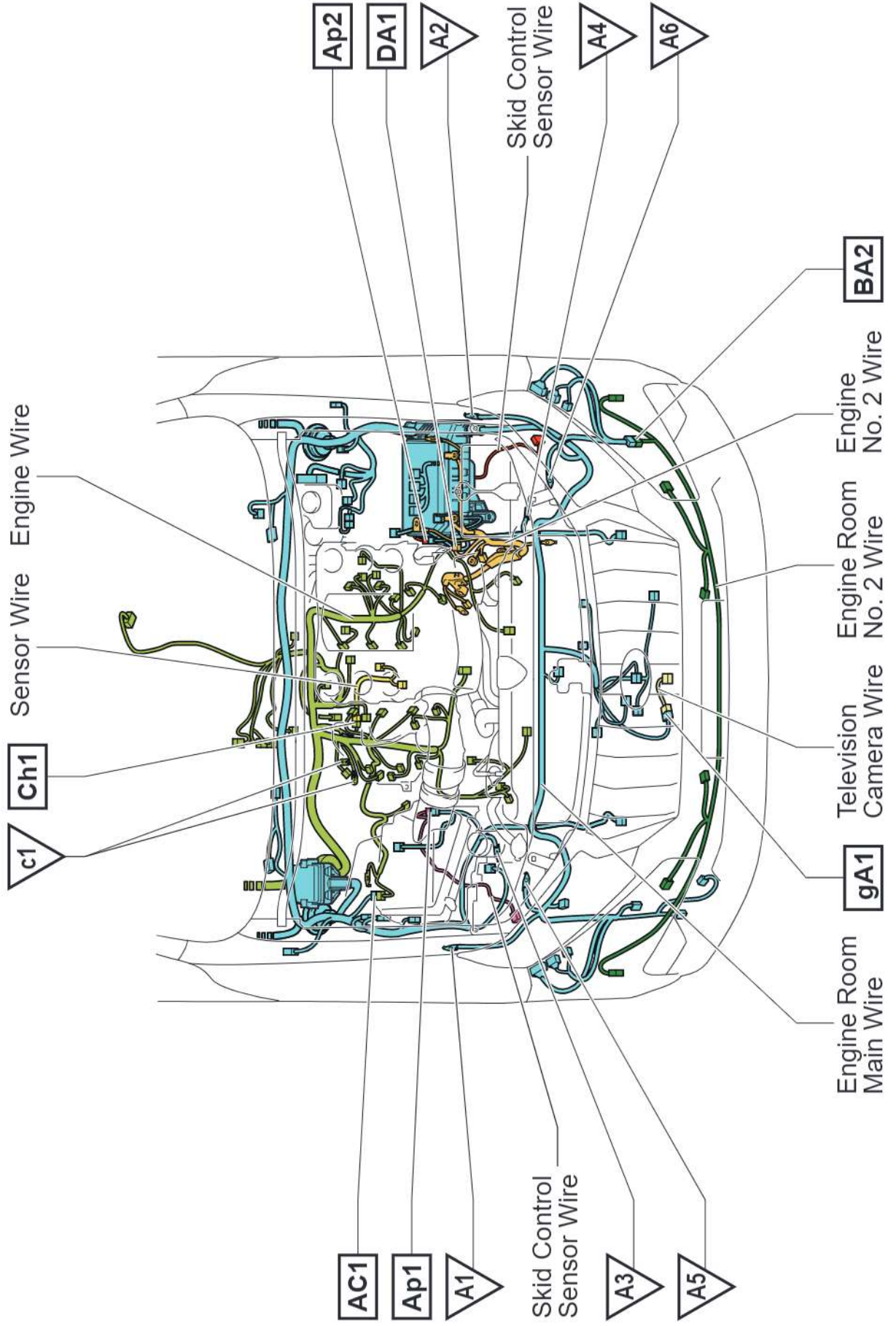


D12
Black

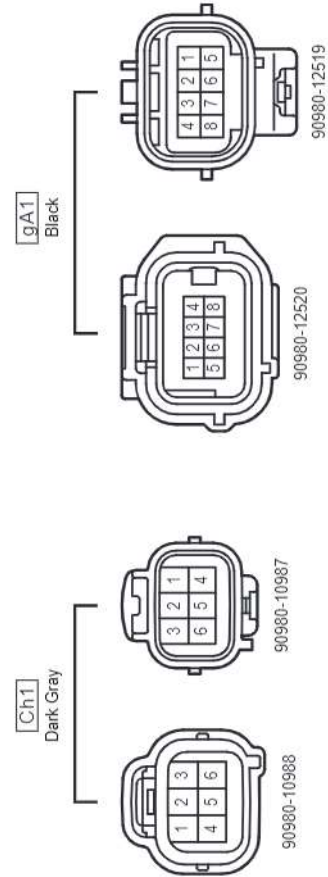
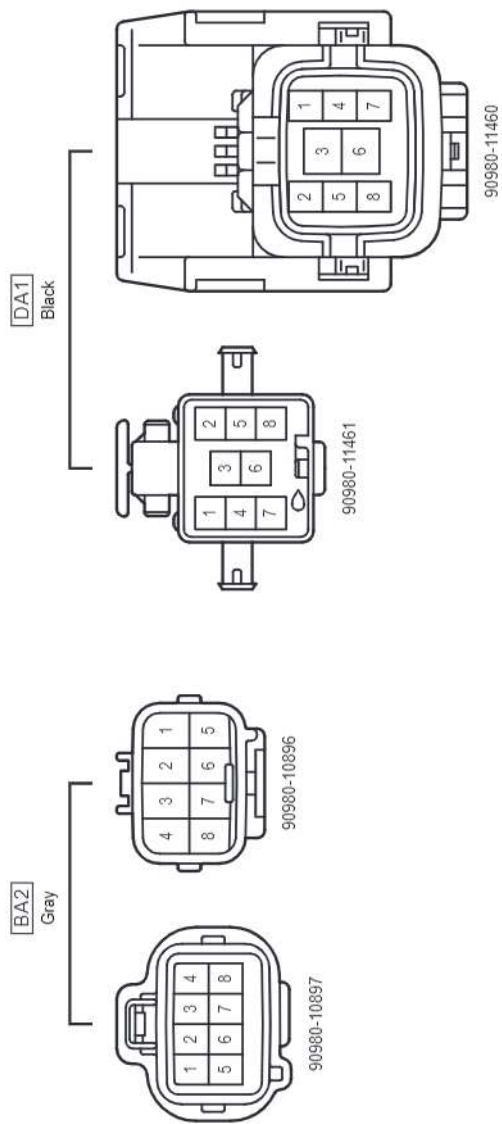
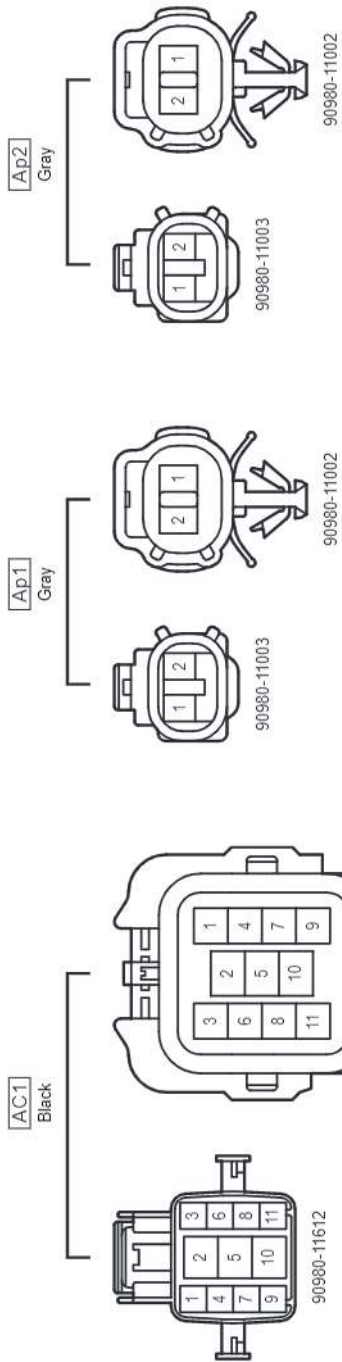


90980-12541

cardiagn.com

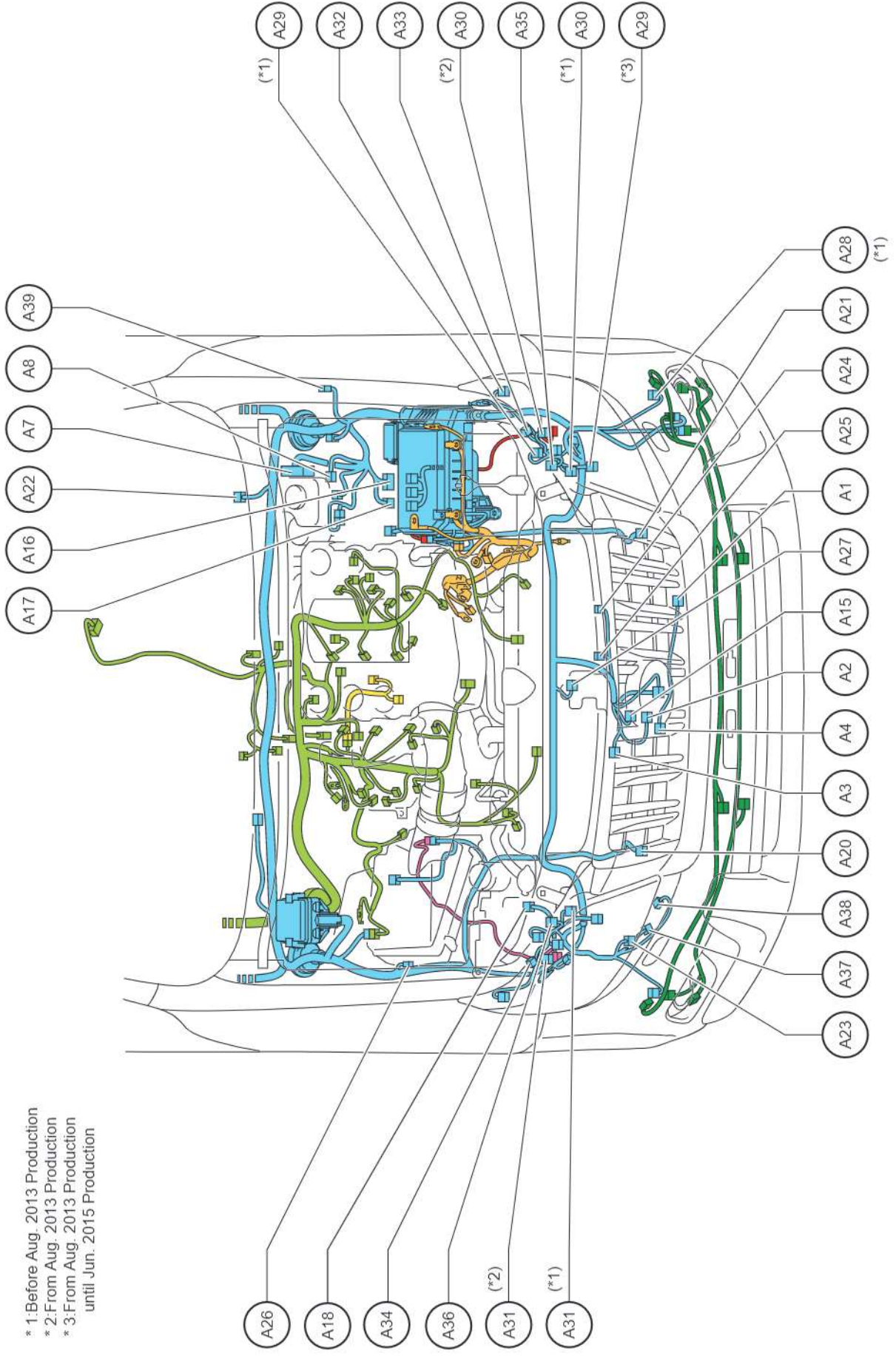


Wire and Wire Ground Points in Engine Compartment (LHD 1GR-FE) (From Aug. 2017 Production)



cardiagn.com

Position of Parts in Engine Compartment (LHD 1GR-FE) (Before Aug. 2017 Production)

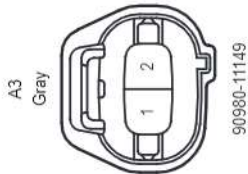



* 1: Before Aug. 2013 Production
 * 2: From Aug. 2013 Production
 * 3: From Aug. 2013 Production until Jun. 2015 Production

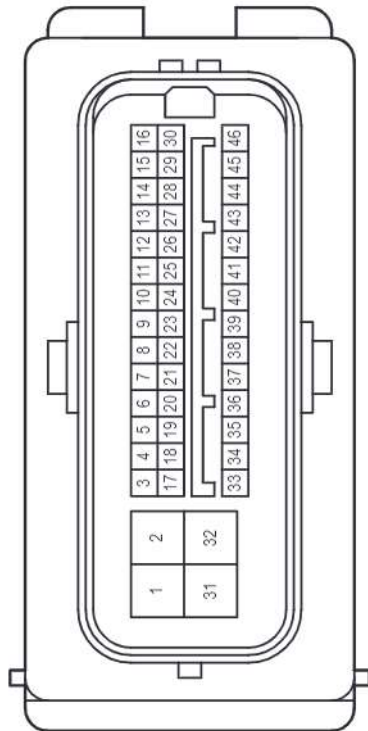
Position of Parts in Engine Compartment (LHD 1GR-FE) (Before Aug. 2017 Production)

- A 1 Ambient Temperature Sensor
- A 2 A/C Pressure Sensor
- A 3 No. 1 Pressure Switch
- A 4 Condenser Fan Motor (With Shroud Blower Assembly)
- A 7 Brake Actuator Assembly
- A 8 Brake Actuator Assembly
- A 15 Millimeter Wave Radar Sensor Assembly
- A 16 Air Injection Control Driver
- A 17 Air Injection Control Driver
- A 18 Inlet Air Pump
- A 20 Front Airbag Sensor RH
- A 21 Front Airbag Sensor LH
- A 22 Windshield Wiper Motor Assembly
- A 23 Windshield Washer Motor and Pump Assembly
- A 24 Low Pitched Horn Assembly
- A 25 High Pitched Horn Assembly
- A 26 Security Horn Assembly
- A 27 Engine Hood Courtesy Switch
- A 28 Fog Light Assembly LH
- A 29 Headlight Assembly LH
- A 30 Headlight Assembly LH
- A 31 Headlight Assembly RH
- A 32 Headlight Assembly LH
- A 33 Headlight Assembly LH
- A 34 Headlight Assembly RH
- A 35 Headlight Assembly LH
- A 36 Headlight Assembly RH
- A 37 Headlight Cleaner Motor and Pump Assembly
- A 38 Headlight Cleaner Control Relay
- A 39 Wireless Door Lock Buzzer

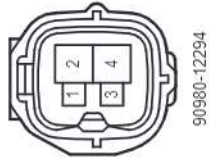
Position of Parts in Engine Compartment (LHD 1GR-FE) (Before Aug. 2017 Production)



A7
Black

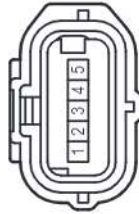


A8
Black



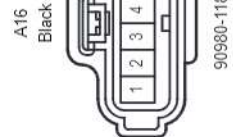
90980-12294

A15
Black

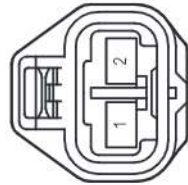


90980-12292

90980-12297

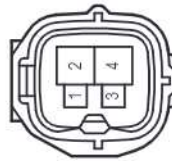


A17
Black



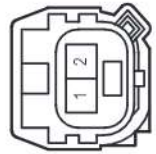
90980-12068

A18
Black



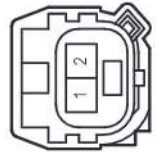
90980-12294

A20
Yellow



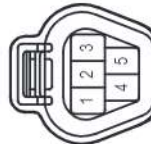
90980-12490

A21
Yellow

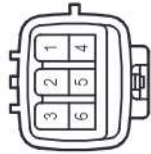


90980-12490

A22
Black



A23
Dark Gray



A24
Black



90980-10619

A25
Black



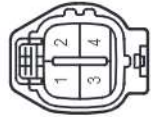
90980-10619

A26
Black

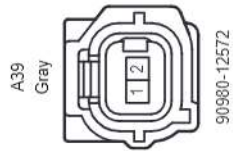
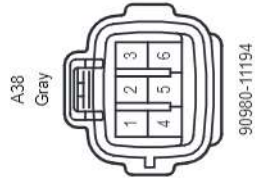
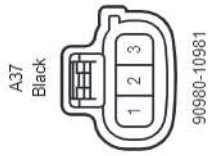
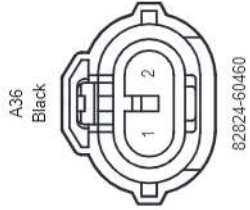
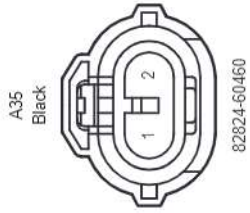



90980-10619

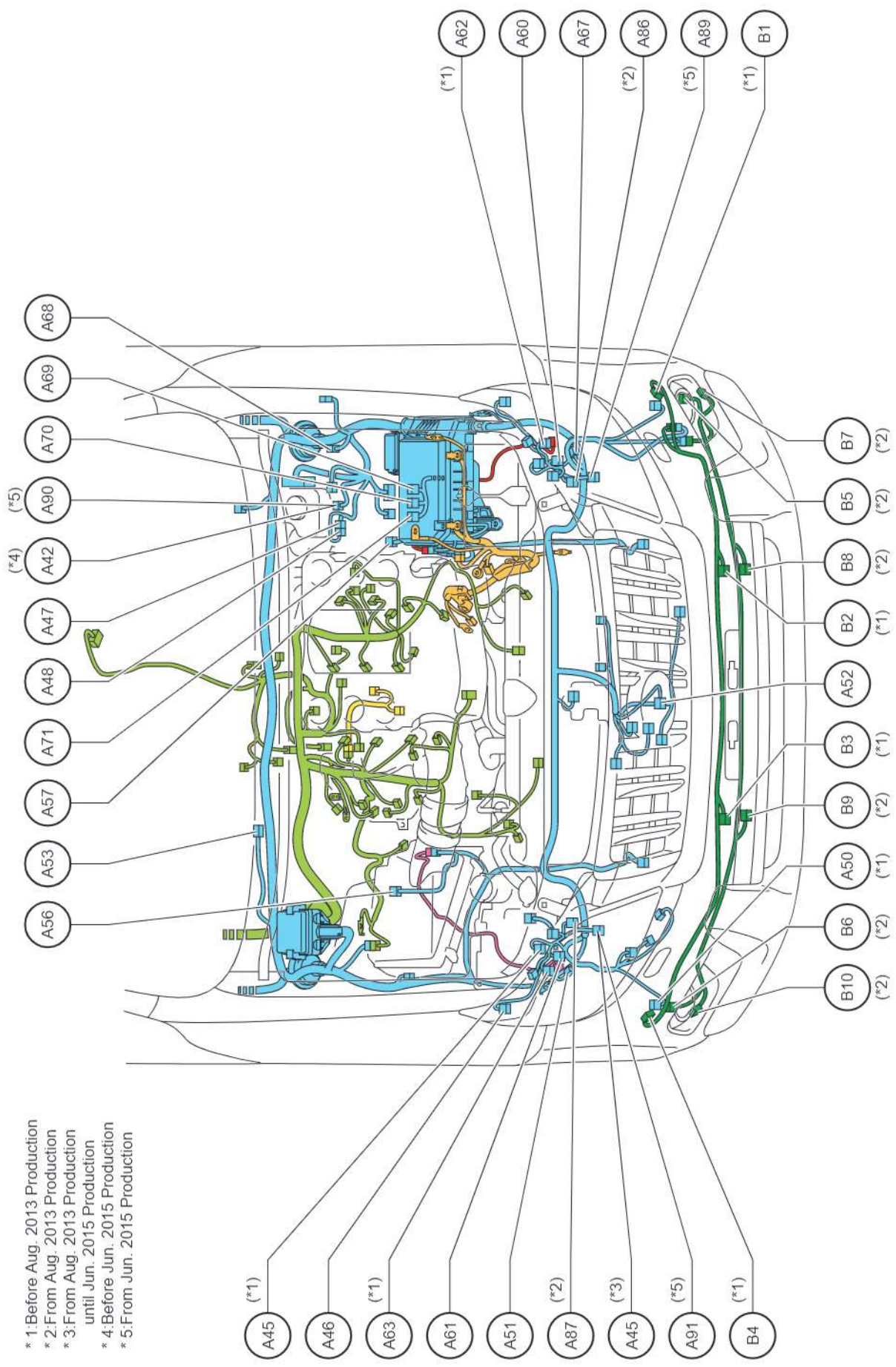
A27
Black



Position of Parts in Engine Compartment (LHD 1GR-FE) (Before Aug. 2017 Production)



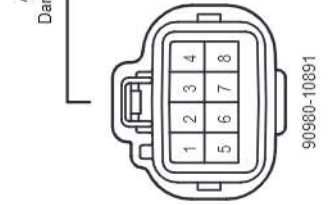
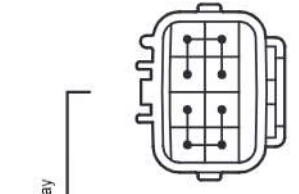
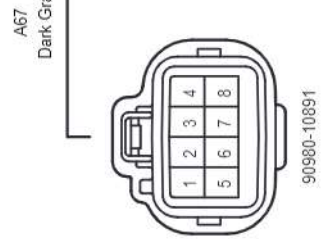
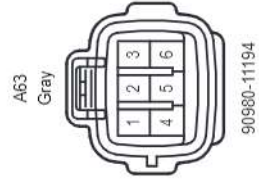
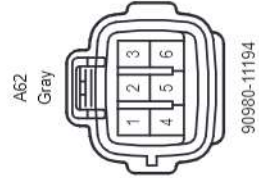
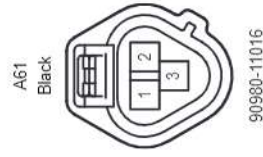
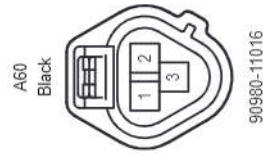
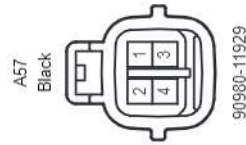
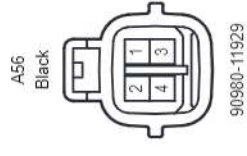
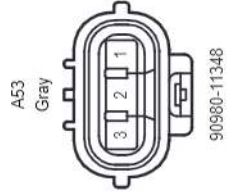
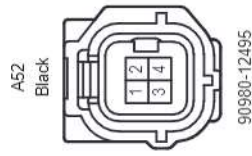
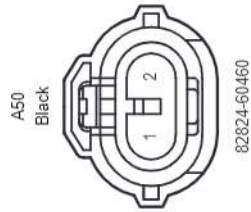
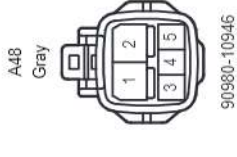
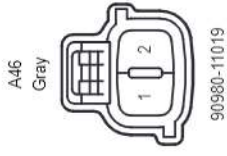
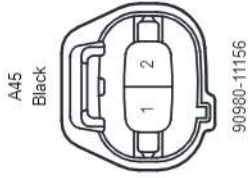
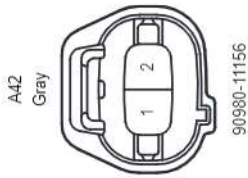
Position of Parts in Engine Compartment (LHD 1GR-FE) (Before Aug. 2017 Production)



- * 1: Before Aug. 2013 Production
- * 2: From Aug. 2013 Production
- * 3: From Aug. 2013 Production until Jun. 2015 Production
- * 4: Before Jun. 2015 Production
- * 5: From Jun. 2015 Production

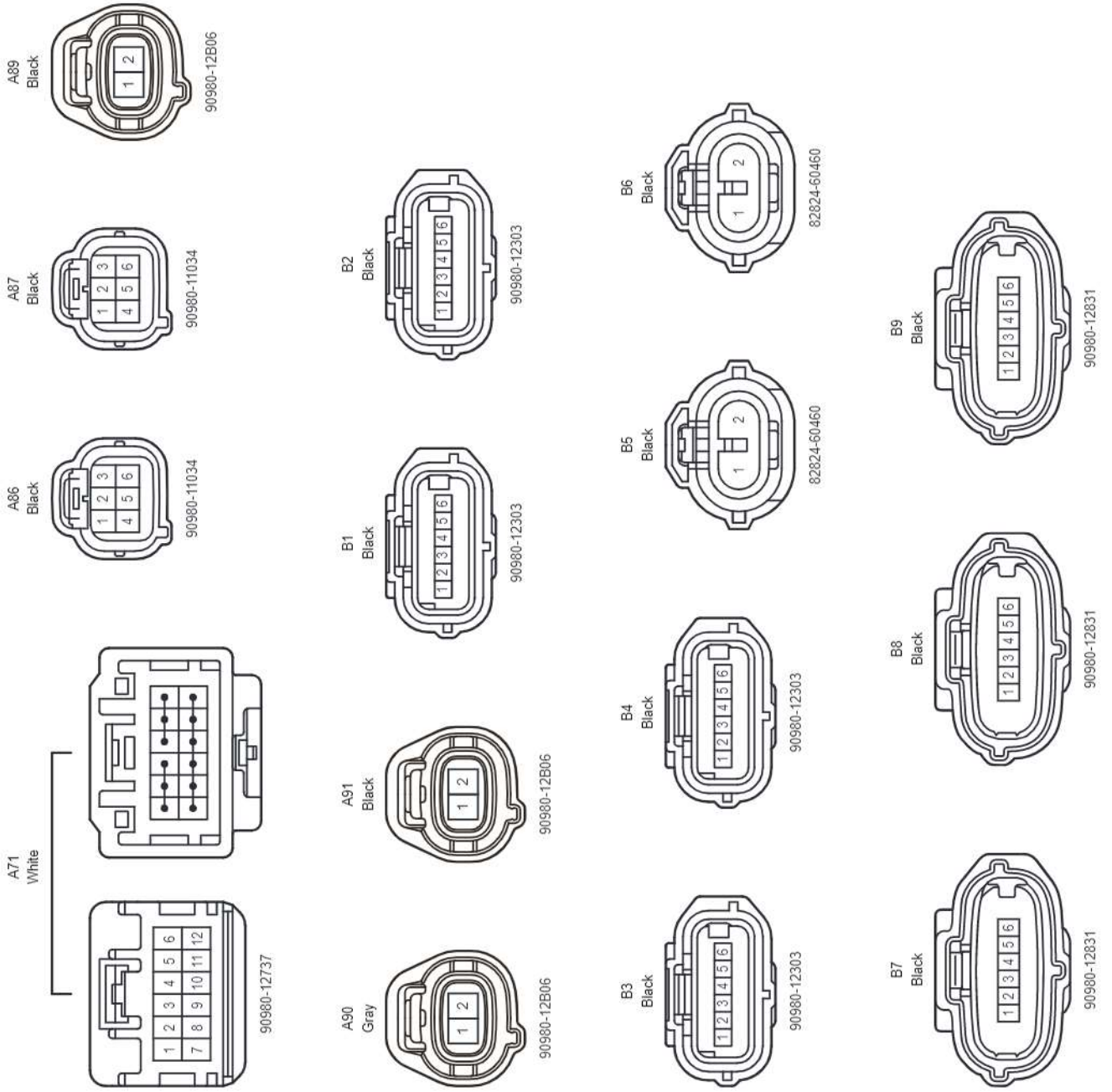
- A 42 Brake Fluid Level Warning Switch (Brake Master Cylinder Reservoir Assembly)
- A 45 Headlight Assembly RH
- A 46 Headlight Assembly RH
- A 47 Short Connector
- A 48 Short Connector
- A 50 Fog Light Assembly RH
- A 51 Noise Filter (Condenser Fan)
- A 52 Front Television Camera Assembly
- A 53 Front Wiper Deicer (Windshield Glass)
- A 56 Front Absorber Control Actuator RH
- A 57 Front Absorber Control Actuator LH
- A 60 Headlight Assembly LH
- A 61 Headlight Assembly RH
- A 62 Headlight Assembly LH
- A 63 Headlight Assembly RH
- A 67 Junction Connector
- A 68 Junction Connector
- A 69 Junction Connector
- A 70 Junction Connector
- A 71 Junction Connector
- A 86 Headlight Assembly LH
- A 87 Headlight Assembly RH
- A 89 Headlight Assembly LH
- A 90 Brake Fluid Level Warning Switch (Brake Master Cylinder Reservoir Assembly)
- A 91 Headlight Assembly RH
- B 1 Front No. 1 Ultrasonic Sensor LH
- B 2 Front No. 1 Ultrasonic Sensor Center LH
- B 3 Front No. 1 Ultrasonic Sensor Center RH
- B 4 Front No. 1 Ultrasonic Sensor RH
- B 5 Fog Light Assembly LH
- B 6 Fog Light Assembly RH
- B 7 Front No. 1 Ultrasonic Sensor LH
- B 8 Front No. 1 Ultrasonic Sensor Center LH
- B 9 Front No. 1 Ultrasonic Sensor Center RH
- B 10 Front No. 1 Ultrasonic Sensor RH

Position of Parts in Engine Compartment (LHD 1GR-FE) (Before Aug. 2017 Production)



cardiagn.com

Position of Parts in Engine Compartment (LHD 1GR-FE) (Before Aug. 2017 Production)



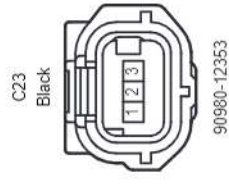
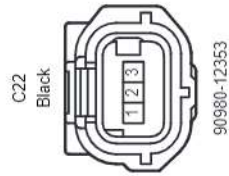
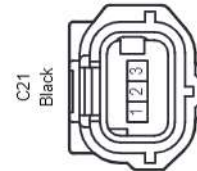
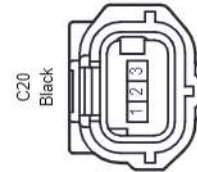
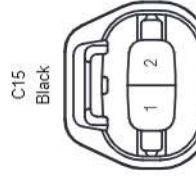
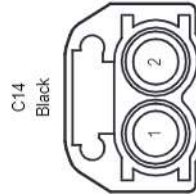
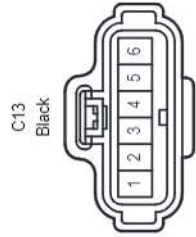
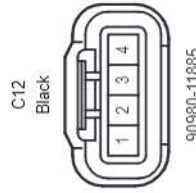
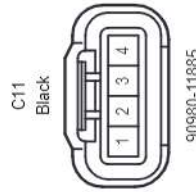
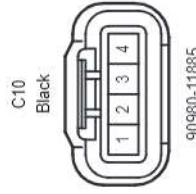
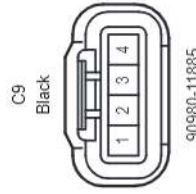
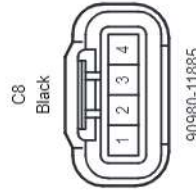
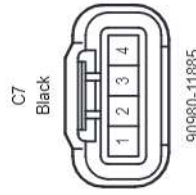
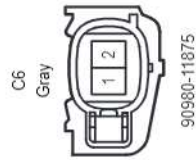
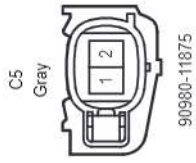
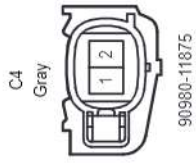
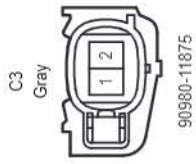
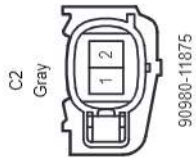
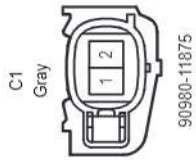
cardiagn.com

- C 1 Fuel Injector Assembly No. 1
- C 2 Fuel Injector Assembly No. 2
- C 3 Fuel Injector Assembly No. 3
- C 4 Fuel Injector Assembly No. 4
- C 5 Fuel Injector Assembly No. 5
- C 6 Fuel Injector Assembly No. 6
- C 7 Ignition Coil Assembly No. 1
- C 8 Ignition Coil Assembly No. 2
- C 9 Ignition Coil Assembly No. 3
- C 10 Ignition Coil Assembly No. 4
- C 11 Ignition Coil Assembly No. 5
- C 12 Ignition Coil Assembly No. 6
- C 13 Throttle Body Assembly
- C 14 Crank Position Sensor
- C 15 Purge VSV
- C 16 Cam Timing Oil Control Valve (Bank 1 Intake Side)
- C 17 Cam Timing Oil Control Valve (Bank 1 Exhaust Side)
- C 18 Cam Timing Oil Control Valve (Bank 2 Intake Side)
- C 19 Cam Timing Oil Control Valve (Bank 2 Exhaust Side)
- C 20 VVT Sensor (Bank 1 Intake Side)
- C 21 VVT Sensor (Bank 2 Intake Side)
- C 22 VVT Sensor (Bank 1 Exhaust Side)
- C 23 VVT Sensor (Bank 2 Exhaust Side)
- C 24 E.F.I. Engine Coolant Temperature Sensor
- C 25 Air Fuel Ratio Sensor (Bank 1 Sensor 1)
- C 26 Air Fuel Ratio Sensor (Bank 2 Sensor 1)
- C 27 Oxygen Sensor (Bank 1 Sensor 2)
- C 28 Oxygen Sensor (Bank 2 Sensor 2)
- C 29 Power Steering Oil Pressure Switch
- C 30 Electronically Controlled Transmission Solenoid
- C 31 Transmission Revolution Sensor (Counter Gear)
- C 32 Transmission Revolution Sensor (Turbine)
- C 33 Intake Mass Air Flow Meter Sub-Assembly
- C 38 Vane Pump Assembly
- C 39 Cooler Compressor Assembly
- C 40 Park/Neutral Position Switch
- C 41 Back-Up Light Switch Assembly
- C 42 Engine Oil Pressure Switch Assembly

Position of Parts in Engine Compartment (LHD 1GR-FE) (Before Aug. 2017 Production)

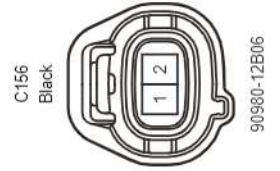
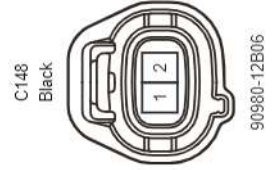
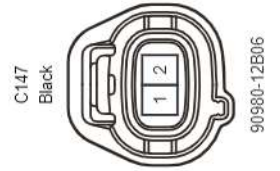
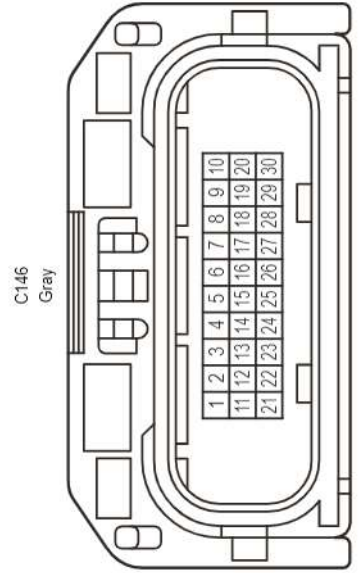
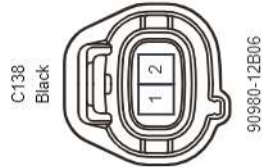
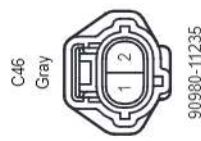
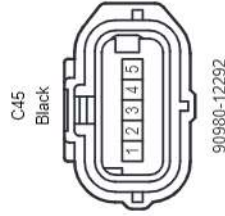
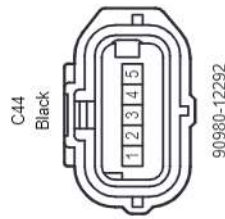
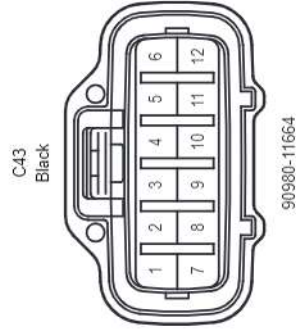
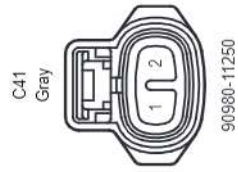
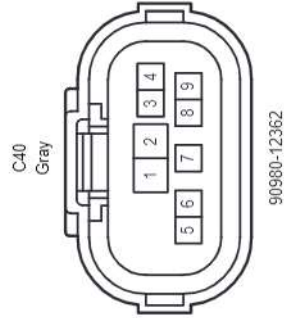
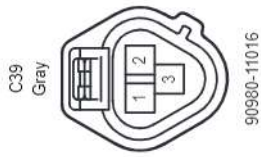
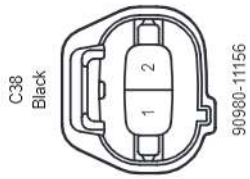
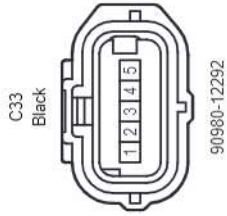
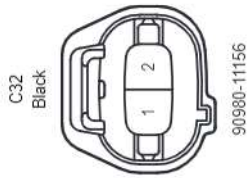
- D 7 Generator Assembly
- D 12 Starter Assembly
- h 1 Knock Control Sensor (Bank 2)
- h 2 Knock Control Sensor (Bank 1)
- p 1 Front Speed Sensor RH
- p 2 Front Speed Sensor LH

Position of Parts in Engine Compartment (LHD 1GR-FE) (Before Aug. 2017 Production)



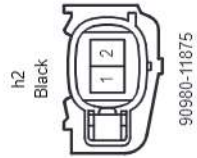
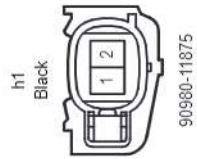
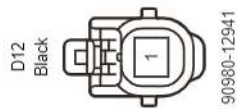
cardiagn.com

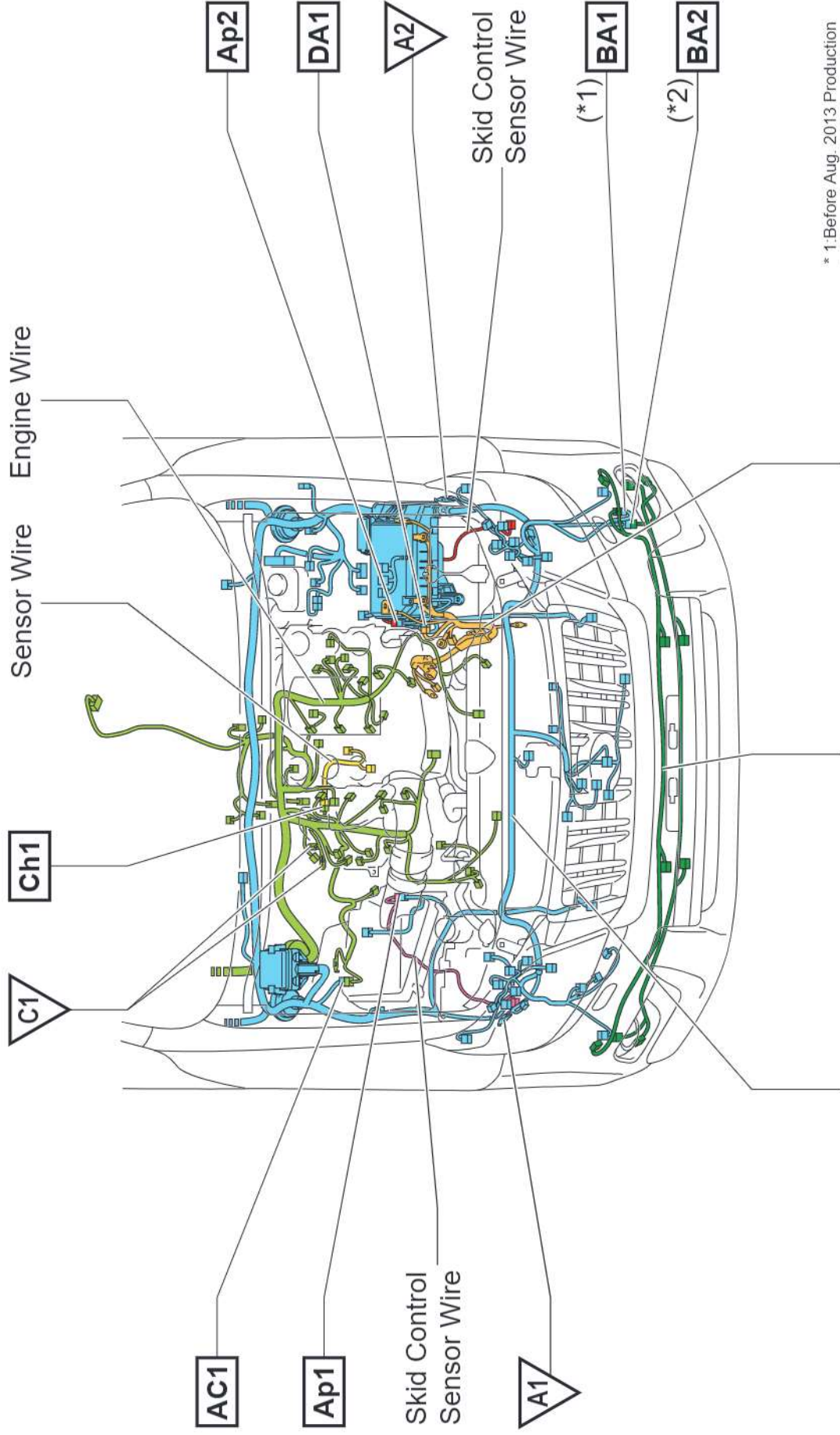
Position of Parts in Engine Compartment (LHD 1GR-FE) (Before Aug. 2017 Production)



cardiagn.com

Position of Parts in Engine Compartment (LHD 1GR-FE) (Before Aug. 2017 Production)

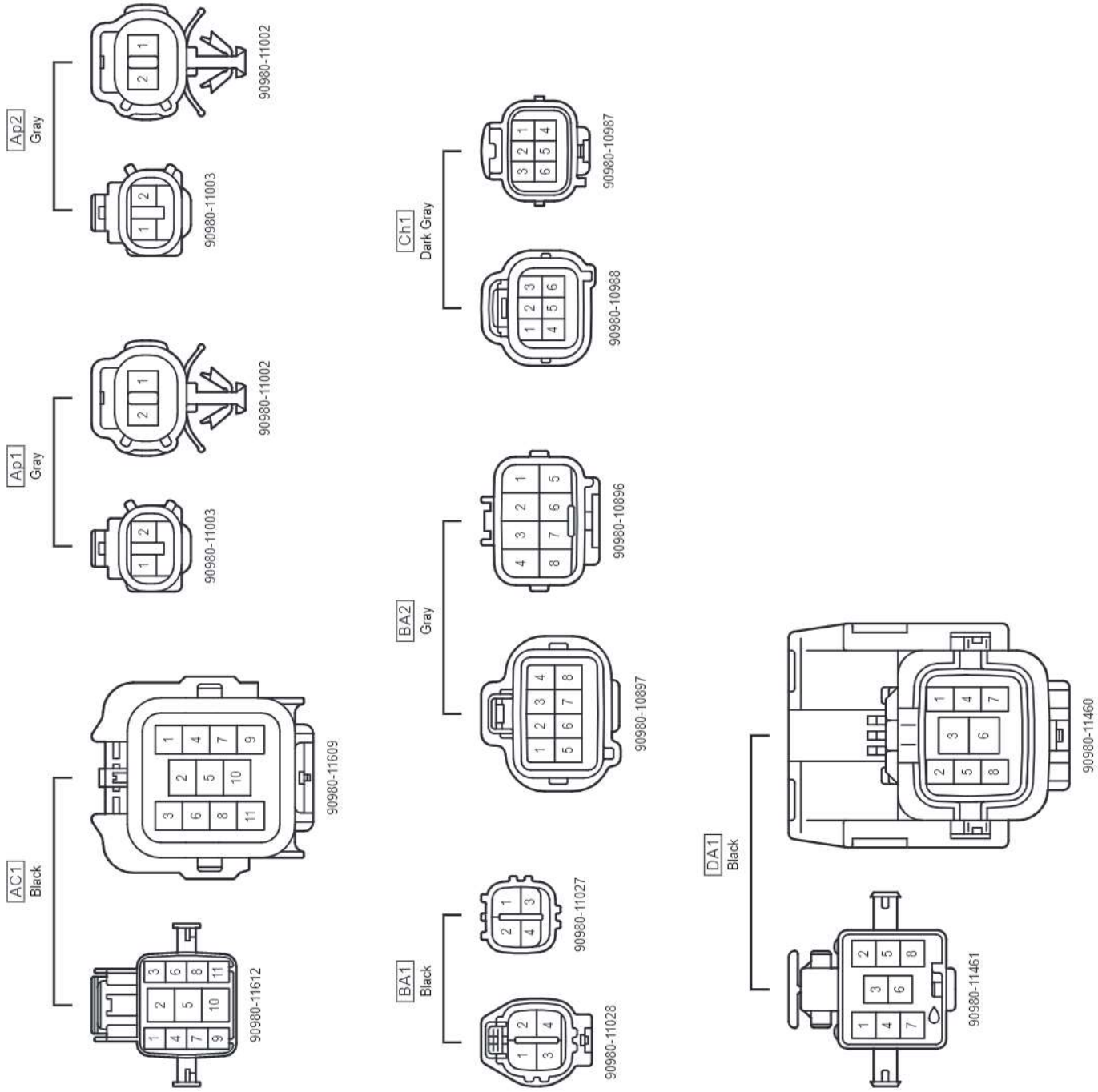




* 1:Before Aug. 2013 Production
* 2:From Aug. 2013 Production

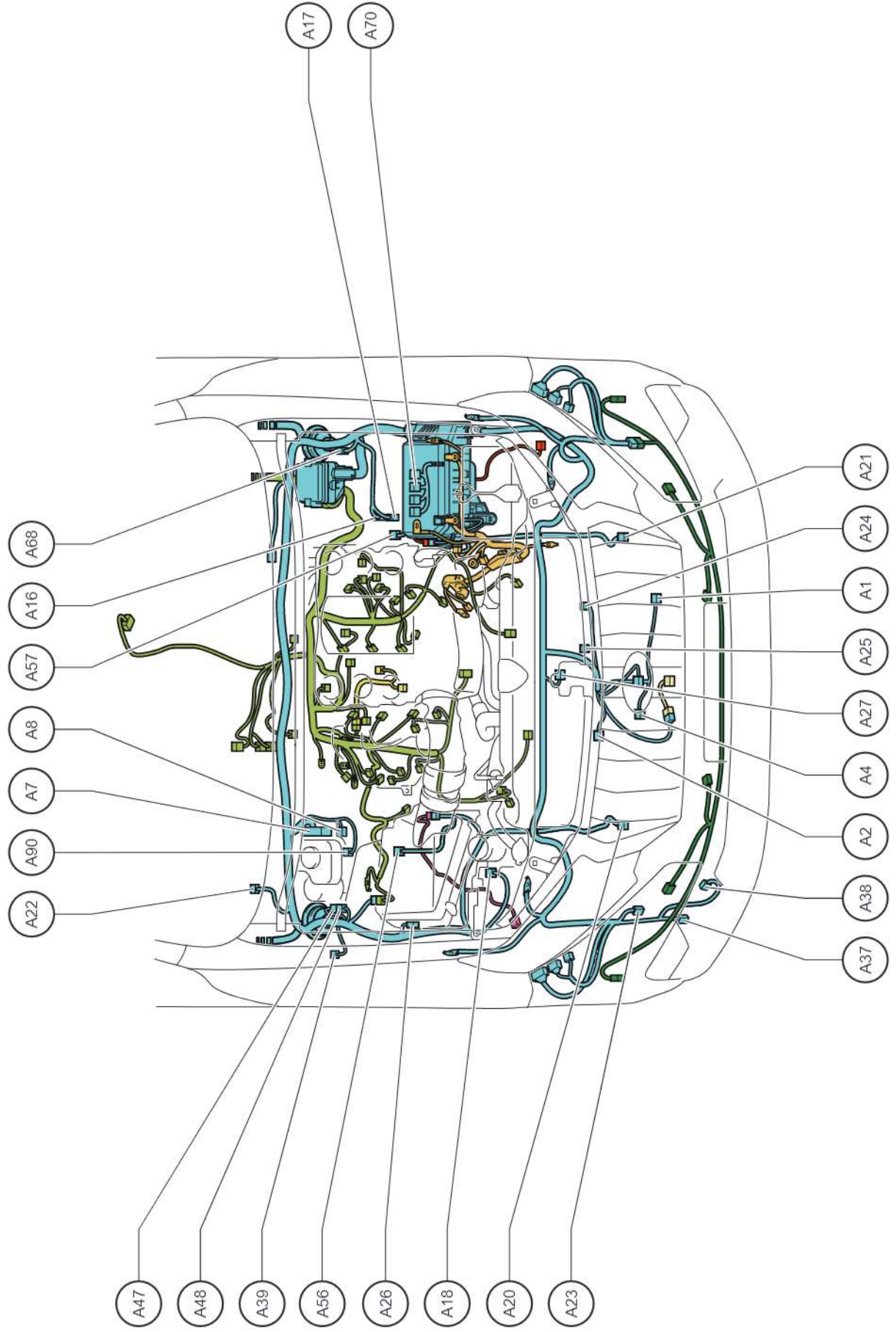
Engine Room Main Wire Engine Room No. 2 Wire Engine No. 2 Wire

Wire and Wire , Ground Points in Engine Compartment (LHD 1GR-FE) (Before Aug. 2017 Production)



cardiagn.com

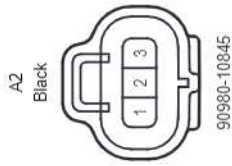
Position of Parts in Engine Compartment (RHD 1GR-FE) (From Aug. 2017 Production)



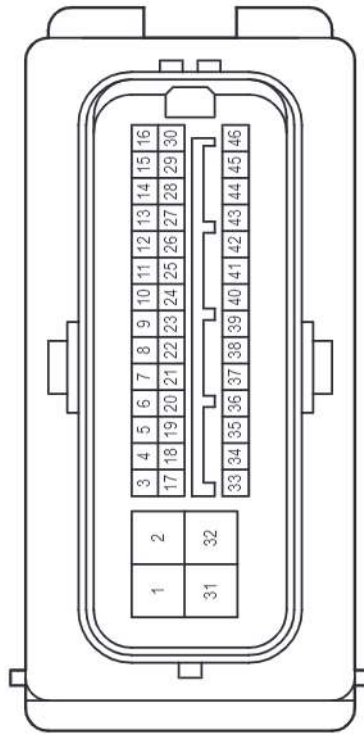
Position of Parts in Engine Compartment (RHD 1GR-FE) (From Aug. 2017 Production)

- A 1 Ambient Temperature Sensor
- A 2 A/C Pressure Sensor
- A 4 Condenser Fan Motor (With Shroud Blower Assembly)
- A 7 Brake Actuator Assembly
- A 8 Brake Actuator Assembly
- A 16 Air Injection Control Driver
- A 17 Air Injection Control Driver
- A 18 Inlet Air Pump
- A 20 Front Airbag Sensor RH
- A 21 Front Airbag Sensor LH
- A 22 Windshield Wiper Motor Assembly
- A 23 Windshield Washer Motor and Pump Assembly
- A 24 Low Pitched Horn Assembly
- A 25 High Pitched Horn Assembly
- A 26 Security Horn Assembly
- A 27 Engine Hood Courtesy Switch
- A 37 Headlight Cleaner Motor and Pump Assembly
- A 38 Headlight Cleaner Control Relay
- A 39 Wireless Door Lock Buzzer
- A 47 Short Connector
- A 48 Short Connector
- A 56 Front Absorber Control Actuator RH
- A 57 Front Absorber Control Actuator LH
- A 68 Junction Connector
- A 70 Junction Connector
- A 90 Brake Fluid Level Warning Switch (Brake Master Cylinder Reservoir Assembly)

Position of Parts in Engine Compartment (RHD 1GR-FE) (From Aug. 2017 Production)

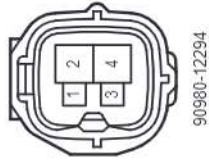


A7
Black



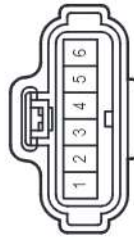
90980-12297

A8
Black



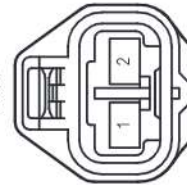
90980-12294

A16
Black



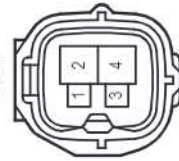
90980-11858

A17
Black



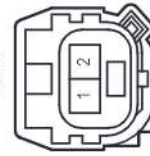
90980-12068

A18
Black



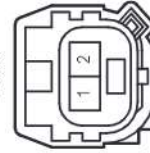
90980-12294

A20
Yellow



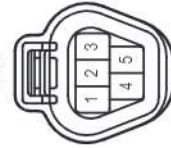
90980-12490

A21
Yellow



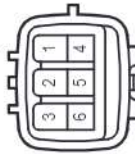
90980-12490

A22
Black



90980-11599

A23
Dark Gray



A24
Black



90980-10619

A25
Black



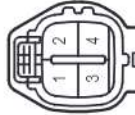
90980-10619

A26
Black



90980-10619

A27
Black



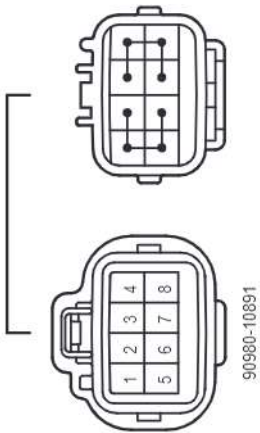
A37
Black



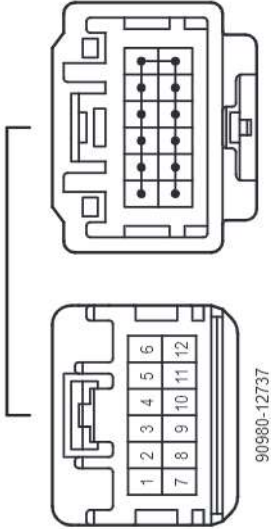
90980-10981

Position of Parts in Engine Compartment (RHD 1GR-FE) (From Aug. 2017 Production)

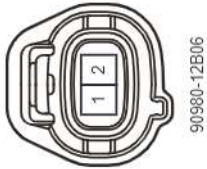
A68
Dark Gray



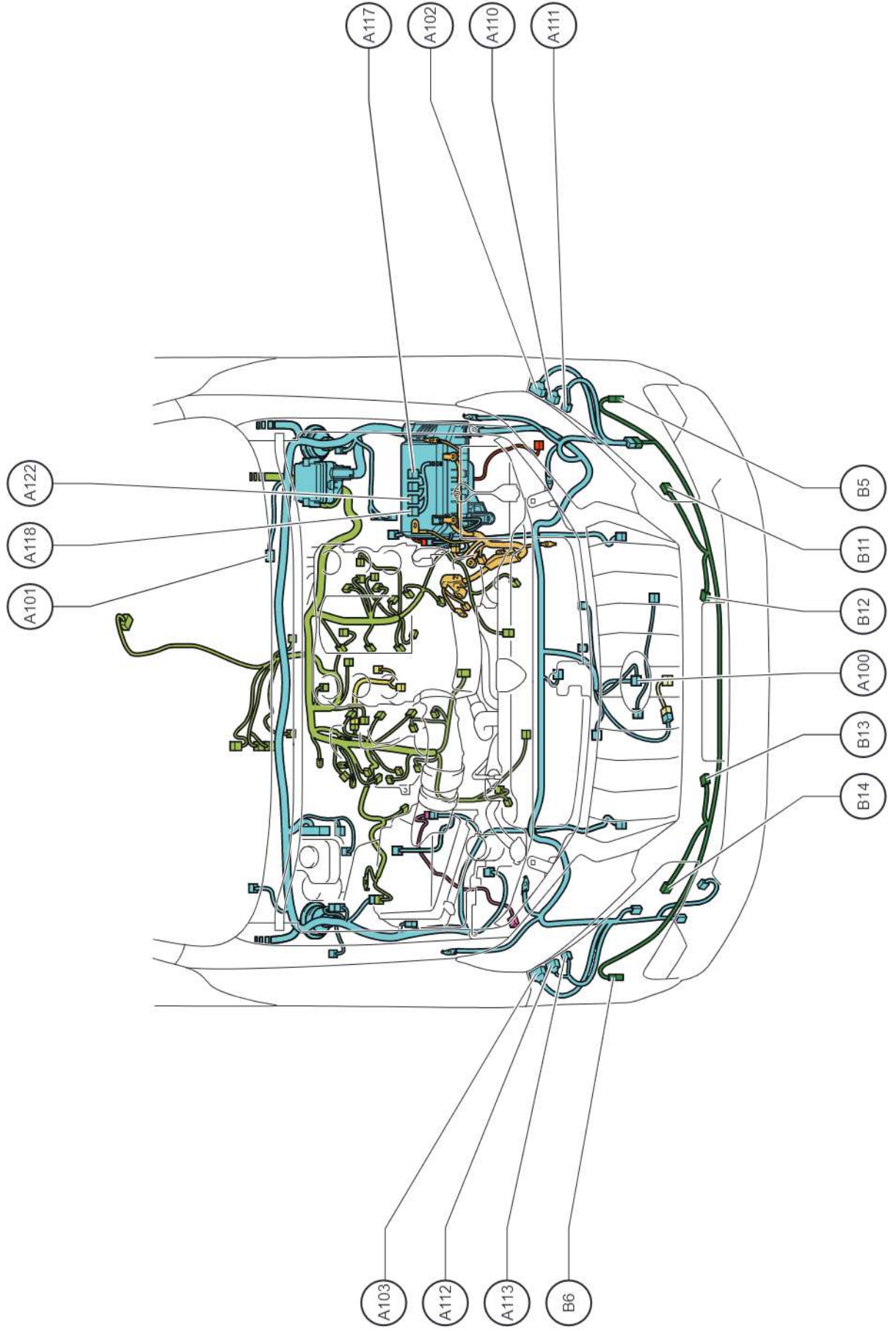
A70
White



A90
Gray



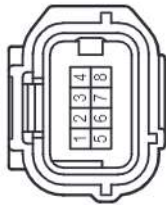
Position of Parts in Engine Compartment (RHD 1GR-FE) (From Aug. 2017 Production)



- A100 Millimeter Wave Radar Sensor Assembly
- A101 Front Wiper Deicer (Windshield Glass)
- A102 Headlight Assembly LH (Headlamp Computer Sub-Assembly Main)
- A103 Headlight Assembly RH (Headlamp Computer Sub-Assembly Sub)
- A110 Headlight Assembly LH
- A111 Headlight Assembly LH
- A112 Headlight Assembly RH
- A113 Headlight Assembly RH
- A117 Junction Connector
- A118 Junction Connector
- A122 Junction Connector
- B 5 Fog Light Assembly LH
- B 6 Fog Light Assembly RH
- B 11 Front No. 1 Ultrasonic Sensor LH
- B 12 Front No. 1 Ultrasonic Sensor Center LH
- B 13 Front No. 1 Ultrasonic Sensor Center RH
- B 14 Front No. 1 Ultrasonic Sensor RH

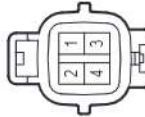
Position of Parts in Engine Compartment (RHD 1GR-FE) (From Aug. 2017 Production)

A100
Black



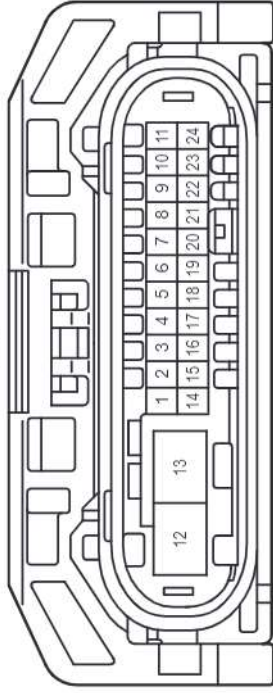
90980-12520

A101
Gray



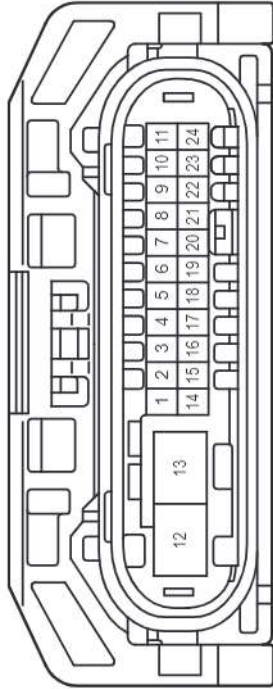
90980-10941

A102
Gray



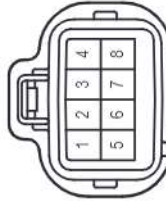
90980-12A92

A103
Gray



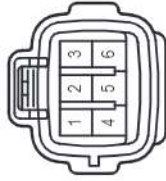
90980-12A92

A110
Gray



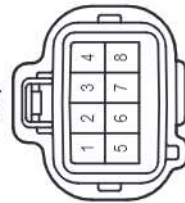
90980-10897

A111
Gray



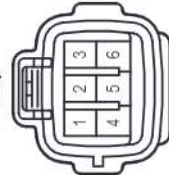
90980-11194

A112
Gray



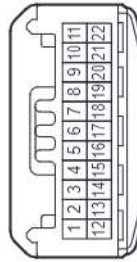
90980-10897

A113
Gray



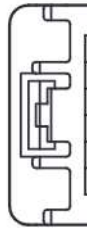
90980-11194

A117
White

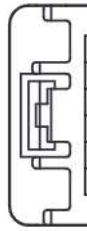


90980-12B54

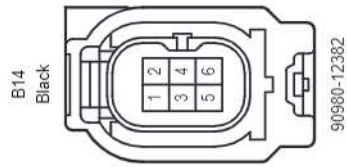
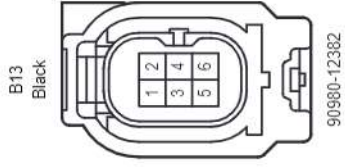
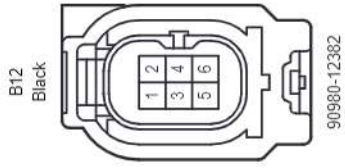
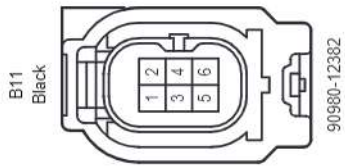
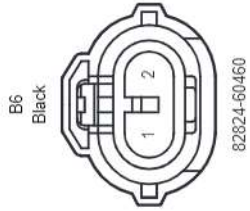
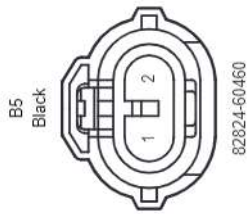
A118
Gray



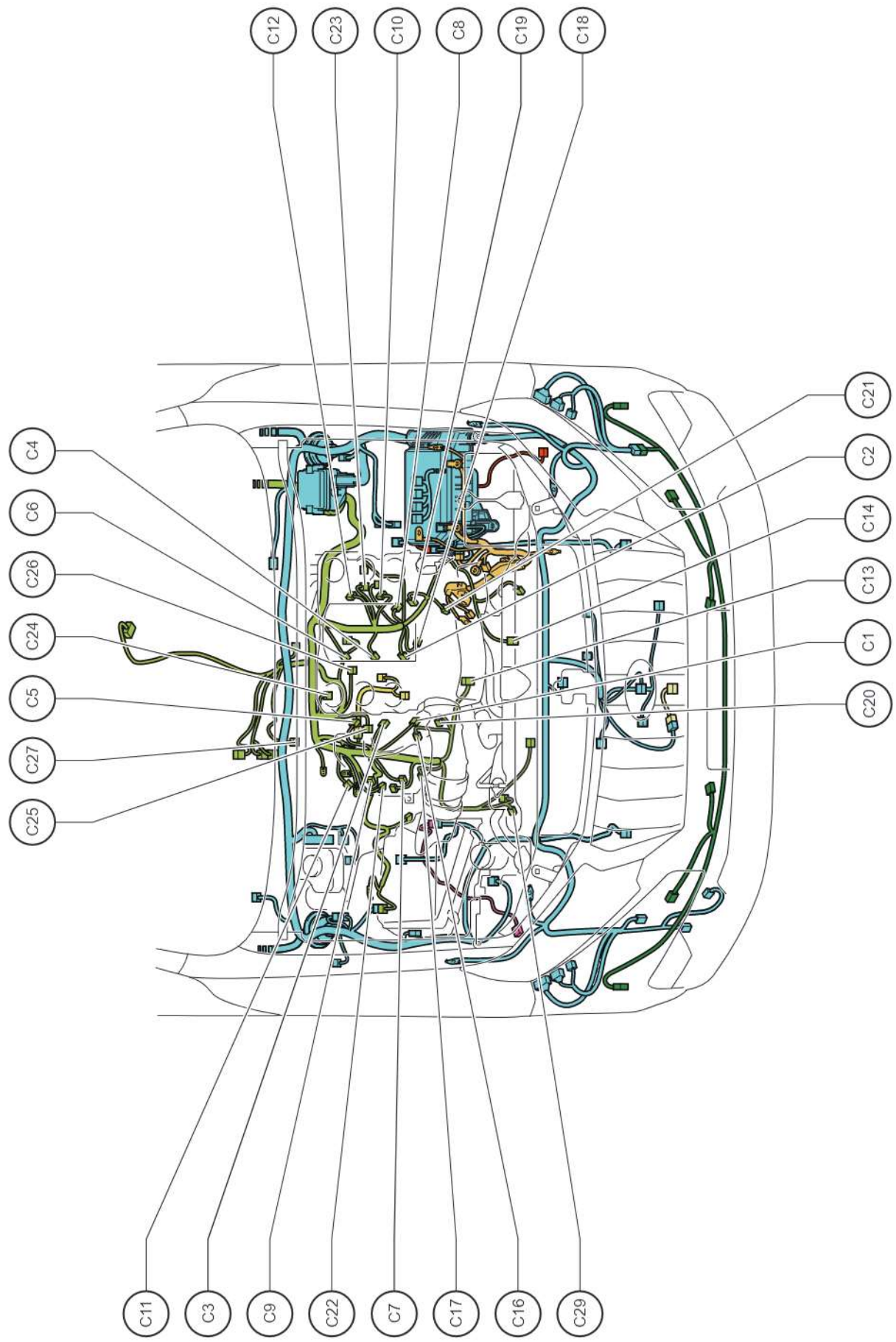
A122
Black



Position of Parts in Engine Compartment (RHD 1GR-FE) (From Aug. 2017 Production)

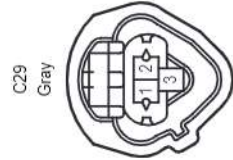
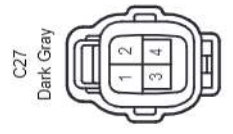
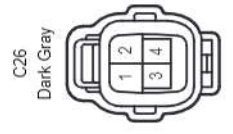
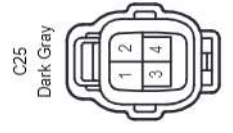
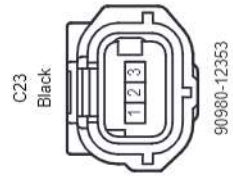
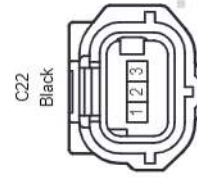
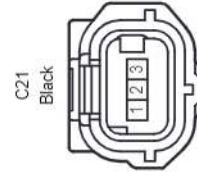
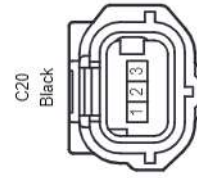
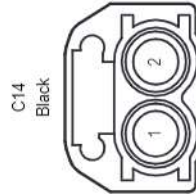
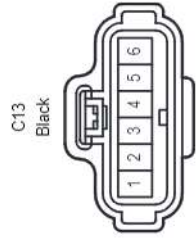
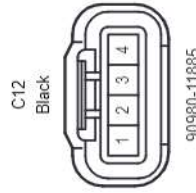
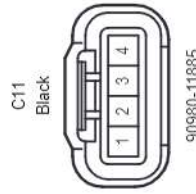
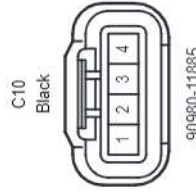
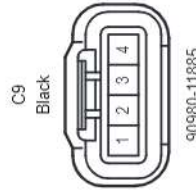
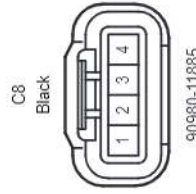
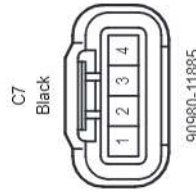
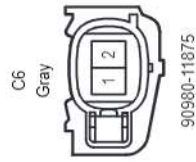
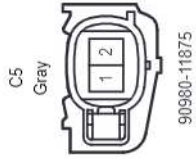
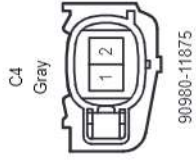
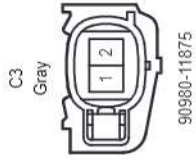
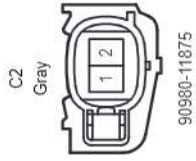
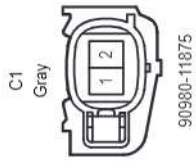


Position of Parts in Engine Compartment (RHD 1GR-FE) (From Aug. 2017 Production)



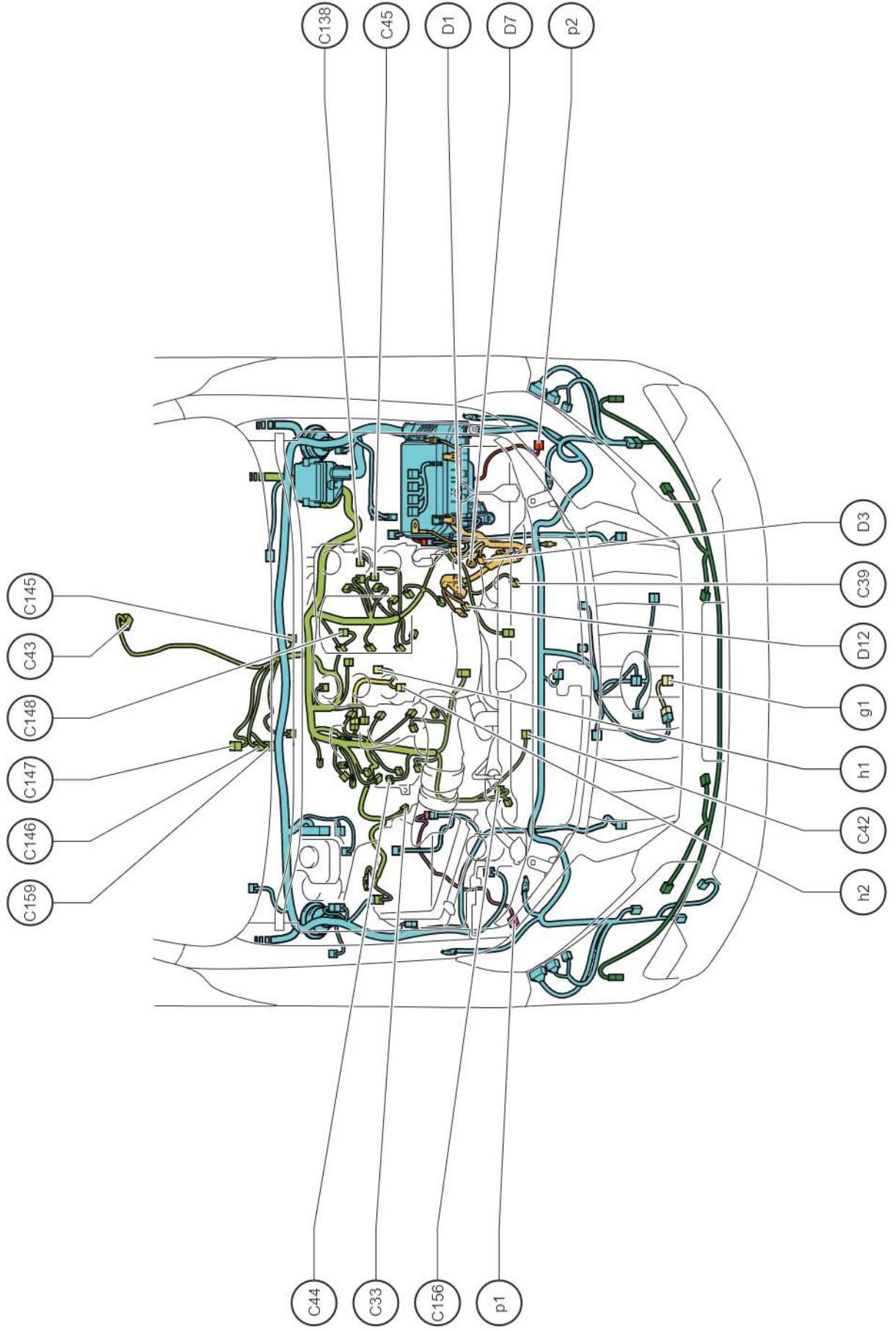
- C 1 Fuel Injector Assembly No. 1
- C 2 Fuel Injector Assembly No. 2
- C 3 Fuel Injector Assembly No. 3
- C 4 Fuel Injector Assembly No. 4
- C 5 Fuel Injector Assembly No. 5
- C 6 Fuel Injector Assembly No. 6
- C 7 Ignition Coil Assembly No. 1
- C 8 Ignition Coil Assembly No. 2
- C 9 Ignition Coil Assembly No. 3
- C 10 Ignition Coil Assembly No. 4
- C 11 Ignition Coil Assembly No. 5
- C 12 Ignition Coil Assembly No. 6
- C 13 Throttle Body Assembly
- C 14 Crank Position Sensor
- C 16 Cam Timing Oil Control Valve (Bank 1 Intake Side)
- C 17 Cam Timing Oil Control Valve (Bank 1 Exhaust Side)
- C 18 Cam Timing Oil Control Valve (Bank 2 Intake Side)
- C 19 Cam Timing Oil Control Valve (Bank 2 Exhaust Side)
- C 20 VVT Sensor (Bank 1 Intake Side)
- C 21 VVT Sensor (Bank 2 Intake Side)
- C 22 VVT Sensor (Bank 1 Exhaust Side)
- C 23 VVT Sensor (Bank 2 Exhaust Side)
- C 24 E.F.I. Engine Coolant Temperature Sensor
- C 25 Air Fuel Ratio Sensor (Bank 1 Sensor 1)
- C 26 Air Fuel Ratio Sensor (Bank 2 Sensor 1)
- C 27 Oxygen Sensor (Bank 1 Sensor 2)
- C 29 Power Steering Oil Pressure Switch

Position of Parts in Engine Compartment (RHD 1GR-FE) (From Aug. 2017 Production)



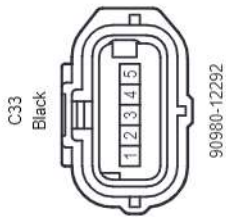
cardiagn.com

Position of Parts in Engine Compartment (RHD 1GR-FE) (From Aug. 2017 Production)



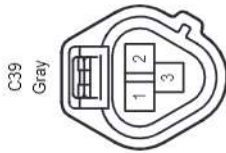
C 33 Intake Mass Air Flow Meter Sub-Assembly
C 39 Cooler Compressor Assembly
C 42 Engine Oil Pressure Switch Assembly
C 43 Transfer Shift Actuator Assembly
C 44 Air Pump Assembly (Bank 1)
C 45 Air Pump Assembly (Bank 2)
C138 Purge VSV
C145 Oxygen Sensor (Bank 2 Sensor 2)
C146 Electronically Controlled Transmission Solenoid
C147 Transmission Revolution Sensor (Counter Gear)
C148 Transmission Revolution Sensor (Turbine)
C156 Vane Pump Assembly
C159 Park/Neutral Position Switch
D 1 Starter Assembly
D 3 Generator Assembly
D 7 Generator Assembly
D 12 Starter Assembly
g 1 Front Television Camera Assembly
h 1 Knock Control Sensor (Bank 2)
h 2 Knock Control Sensor (Bank 1)
p 1 Front Speed Sensor RH
p 2 Front Speed Sensor LH

Position of Parts in Engine Compartment (RHD 1GR-FE) (From Aug. 2017 Production)



C33
Black

90980-12292



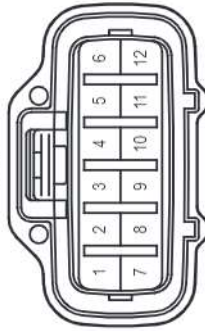
C39
Gray

90980-11016



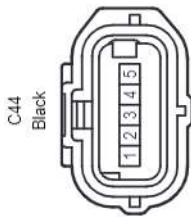
C42
Gray

90980-11363



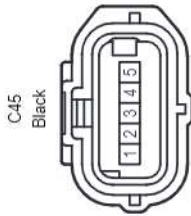
C43
Black

90980-11664



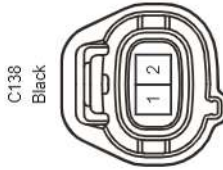
C44
Black

90980-12292



C45
Black

90980-12292



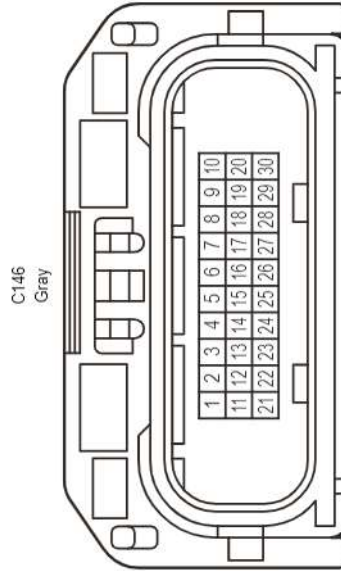
C138
Black

90980-12B06



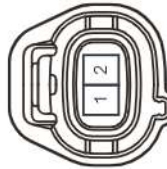
C145
Dark Gray

90980-10869



C146
Gray

90980-12712



C147
Black

90980-12B06



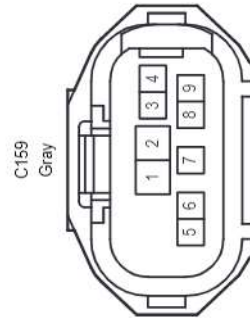
C148
Black

90980-12B06



C156
Black

90980-12B06

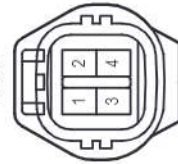


C159
Gray

D1



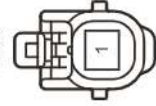
D3
Black



D7



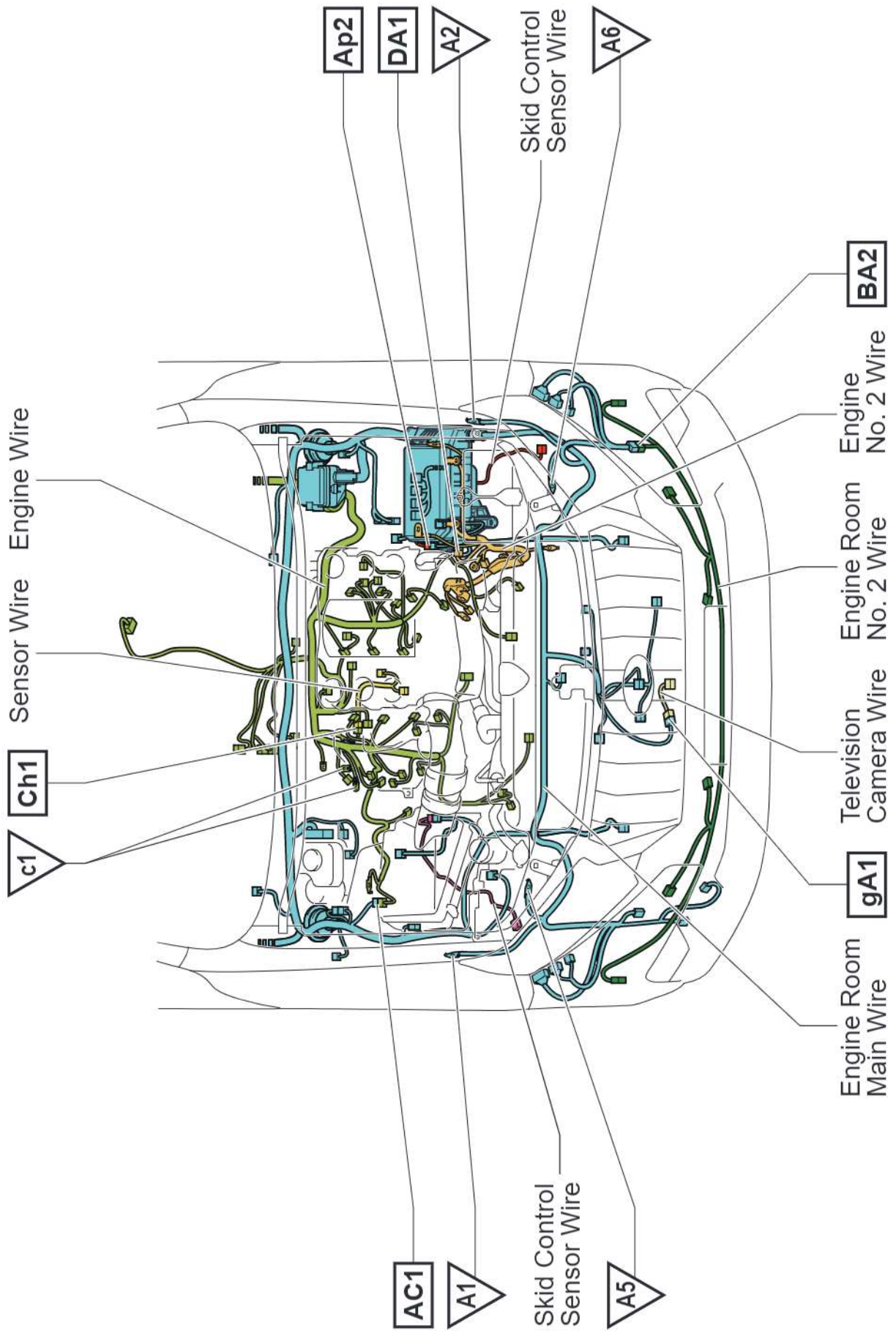
D12
Black

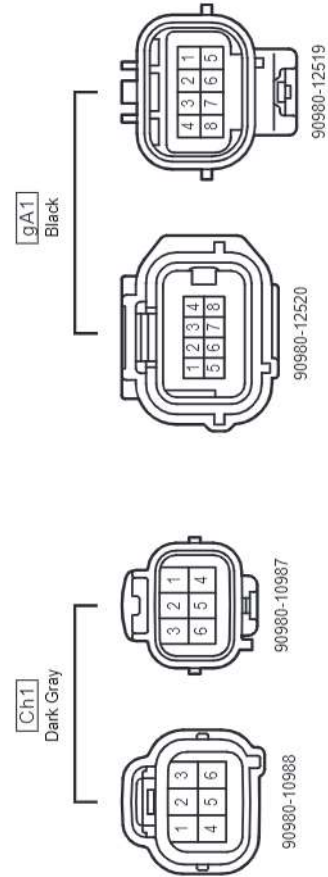
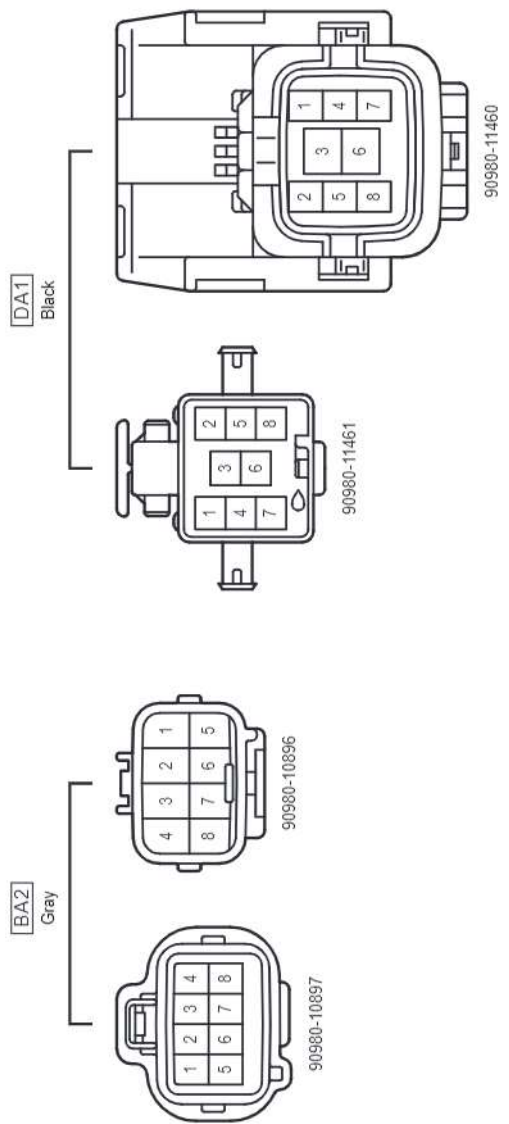
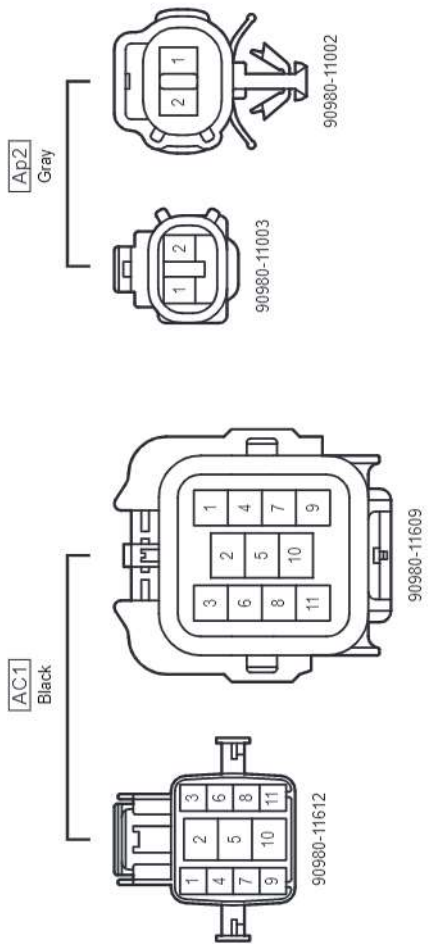


90980-12541

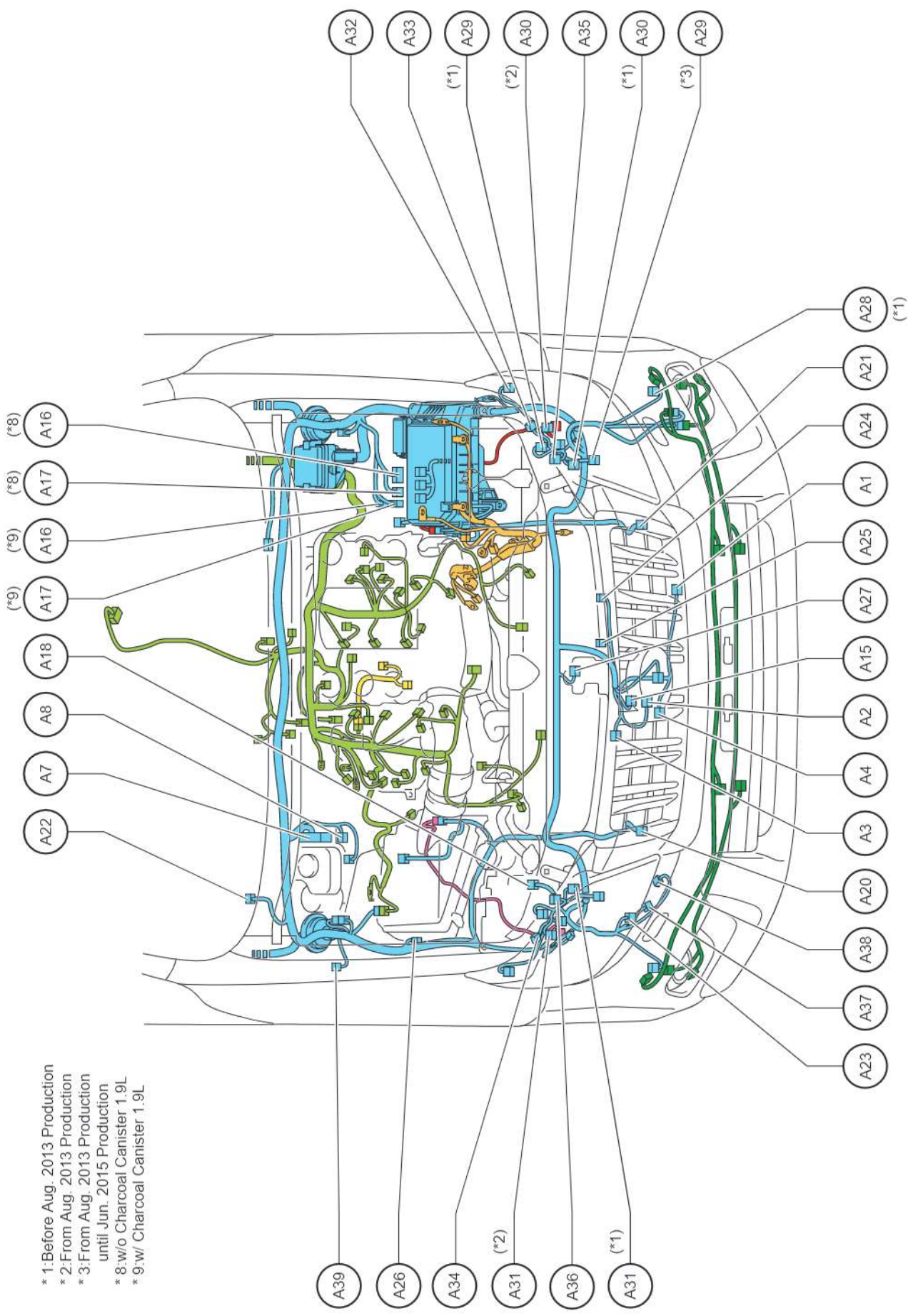
cardiagn.com

Wire and Wire , Ground Points in Engine Compartment (RHD 1GR-FE) (From Aug. 2017 Production)





Position of Parts in Engine Compartment (RHD 1GR-FE) (Before Aug. 2017 Production)

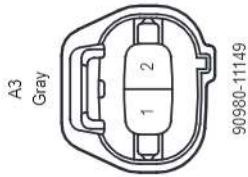
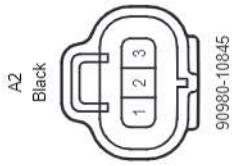


- * 1: Before Aug. 2013 Production
- * 2: From Aug. 2013 Production
- * 3: From Aug. 2013 Production until Jun. 2015 Production
- * 8: w/o Charcoal Canister 1.9L
- * 9: w/ Charcoal Canister 1.9L

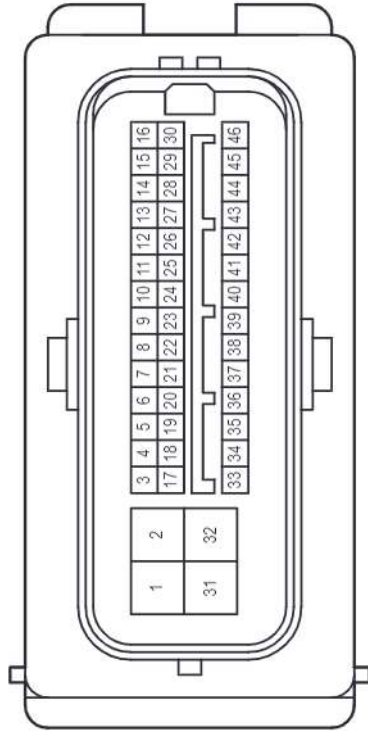
Position of Parts in Engine Compartment (RHD 1GR-FE) (Before Aug. 2017 Production)

- A 1 Ambient Temperature Sensor
- A 2 A/C Pressure Sensor
- A 3 No. 1 Pressure Switch
- A 4 Condenser Fan Motor (With Shroud Blower Assembly)
- A 7 Brake Actuator Assembly
- A 8 Brake Actuator Assembly
- A 15 Millimeter Wave Radar Sensor Assembly
- A 16 Air Injection Control Driver
- A 17 Air Injection Control Driver
- A 18 Inlet Air Pump
- A 20 Front Airbag Sensor RH
- A 21 Front Airbag Sensor LH
- A 22 Windshield Wiper Motor Assembly
- A 23 Windshield Washer Motor and Pump Assembly
- A 24 Low Pitched Horn Assembly
- A 25 High Pitched Horn Assembly
- A 26 Security Horn Assembly
- A 27 Engine Hood Courtesy Switch
- A 28 Fog Light Assembly LH
- A 29 Headlight Assembly LH
- A 30 Headlight Assembly LH
- A 31 Headlight Assembly RH
- A 32 Headlight Assembly LH
- A 33 Headlight Assembly LH
- A 34 Headlight Assembly RH
- A 35 Headlight Assembly LH
- A 36 Headlight Assembly RH
- A 37 Headlight Cleaner Motor and Pump Assembly
- A 38 Headlight Cleaner Control Relay
- A 39 Wireless Door Lock Buzzer

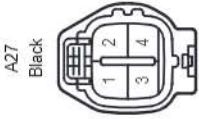
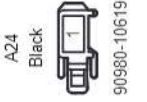
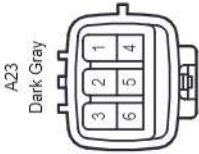
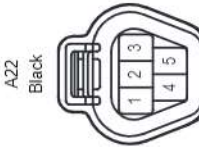
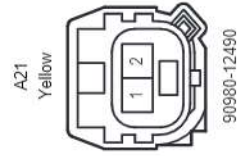
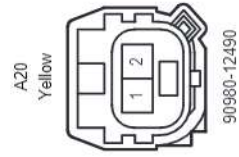
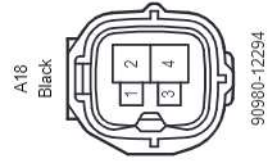
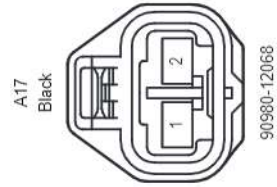
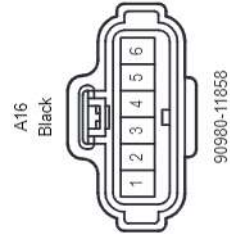
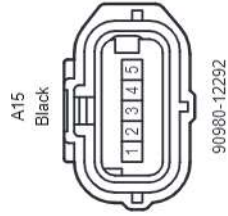
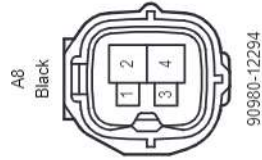
Position of Parts in Engine Compartment (RHD 1GR-FE) (Before Aug. 2017 Production)



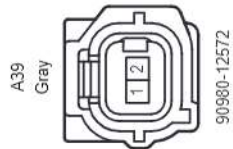
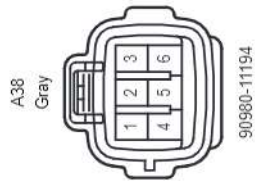
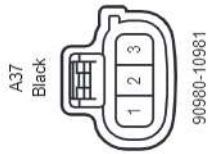
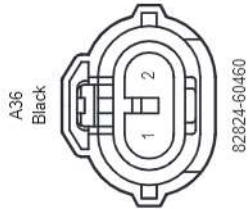
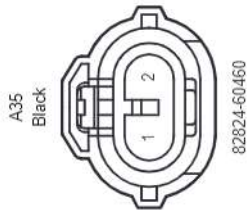
A7
Black



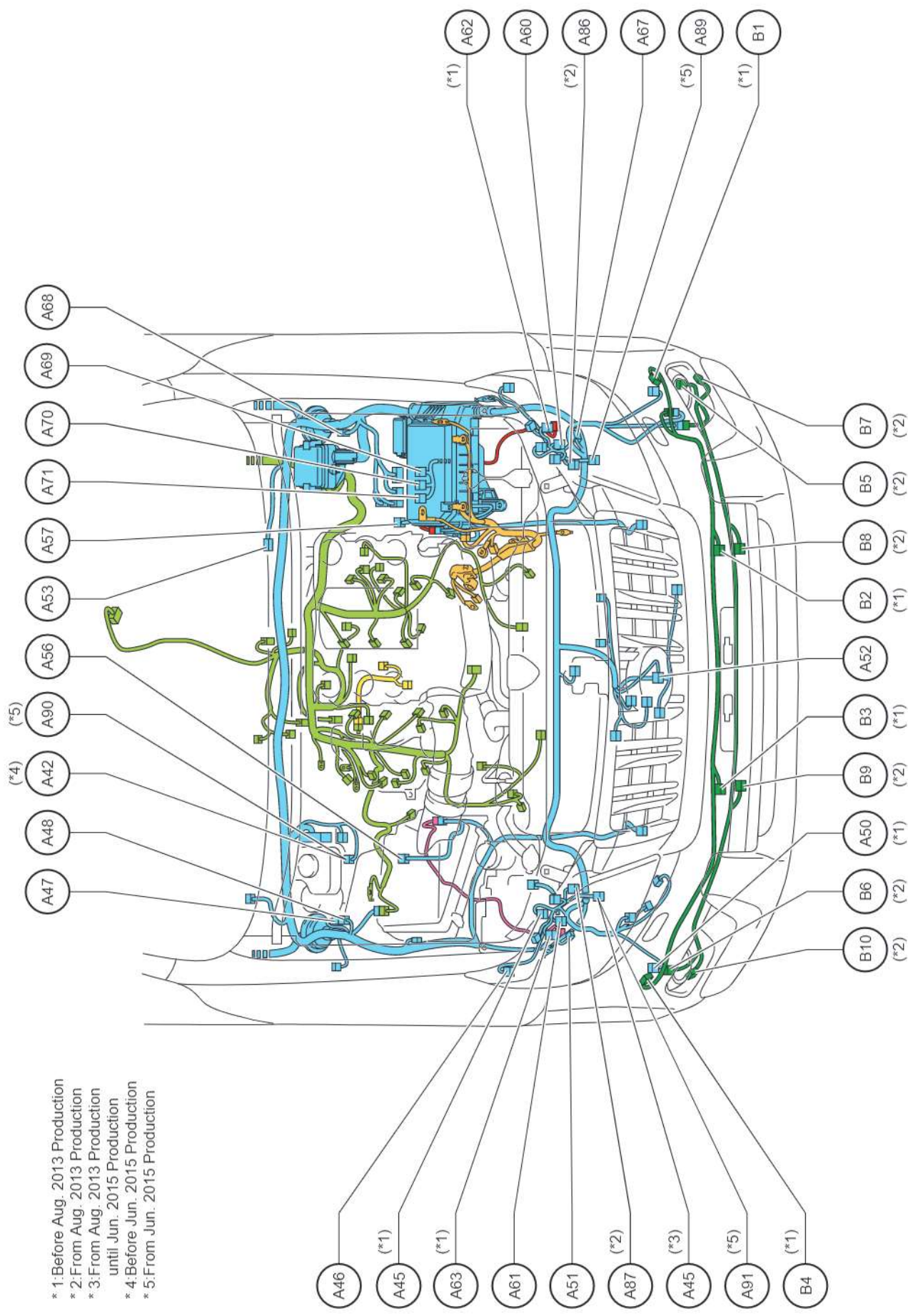
90980-12297



Position of Parts in Engine Compartment (RHD 1GR-FE) (Before Aug. 2017 Production)



Position of Parts in Engine Compartment (RHD 1GR-FE) (Before Aug. 2017 Production)



- * 1: Before Aug. 2013 Production
- * 2: From Aug. 2013 Production
- * 3: From Aug. 2013 Production until Jun. 2015 Production
- * 4: Before Jun. 2015 Production
- * 5: From Jun. 2015 Production

A 42 Brake Fluid Level Warning Switch (Brake Master Cylinder Reservoir Assembly)

A 45 Headlight Assembly RH

A 46 Headlight Assembly RH

A 47 Short Connector

A 48 Short Connector

A 50 Fog Light Assembly RH

A 51 Noise Filter (Condenser Fan)

A 52 Front Television Camera Assembly

A 53 Front Wiper Deicer (Windshield Glass)

A 56 Front Absorber Control Actuator RH

A 57 Front Absorber Control Actuator LH

A 60 Headlight Assembly LH

A 61 Headlight Assembly RH

A 62 Headlight Assembly LH

A 63 Headlight Assembly RH

A 67 Junction Connector

A 68 Junction Connector

A 69 Junction Connector

A 70 Junction Connector

A 71 Junction Connector

A 86 Headlight Assembly LH

A 87 Headlight Assembly RH

A 89 Headlight Assembly LH

A 90 Brake Fluid Level Warning Switch (Brake Master Cylinder Reservoir Assembly)

A 91 Headlight Assembly RH

B 1 Front No. 1 Ultrasonic Sensor LH

B 2 Front No. 1 Ultrasonic Sensor Center LH

B 3 Front No. 1 Ultrasonic Sensor Center RH

B 4 Front No. 1 Ultrasonic Sensor RH

B 5 Fog Light Assembly LH

B 6 Fog Light Assembly RH

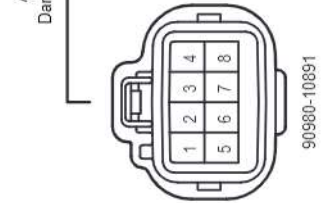
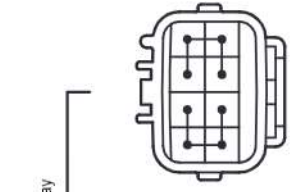
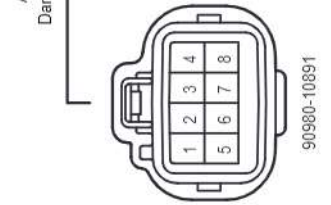
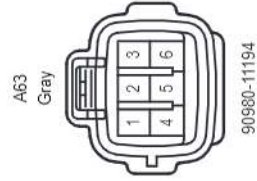
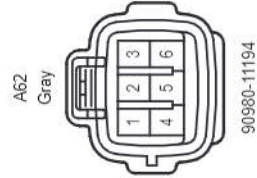
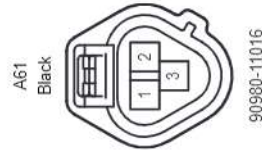
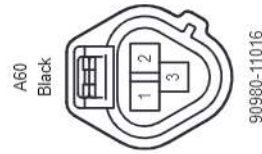
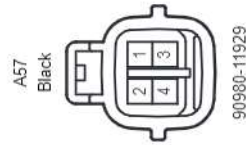
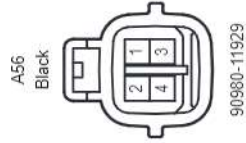
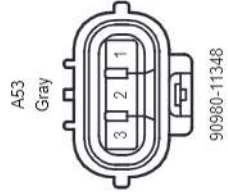
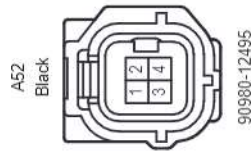
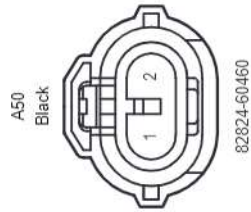
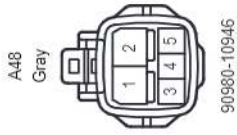
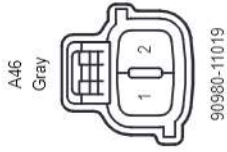
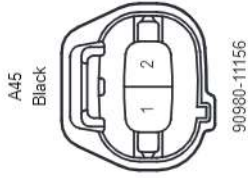
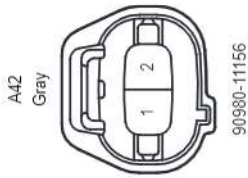
B 7 Front No. 1 Ultrasonic Sensor LH

B 8 Front No. 1 Ultrasonic Sensor Center LH

B 9 Front No. 1 Ultrasonic Sensor Center RH

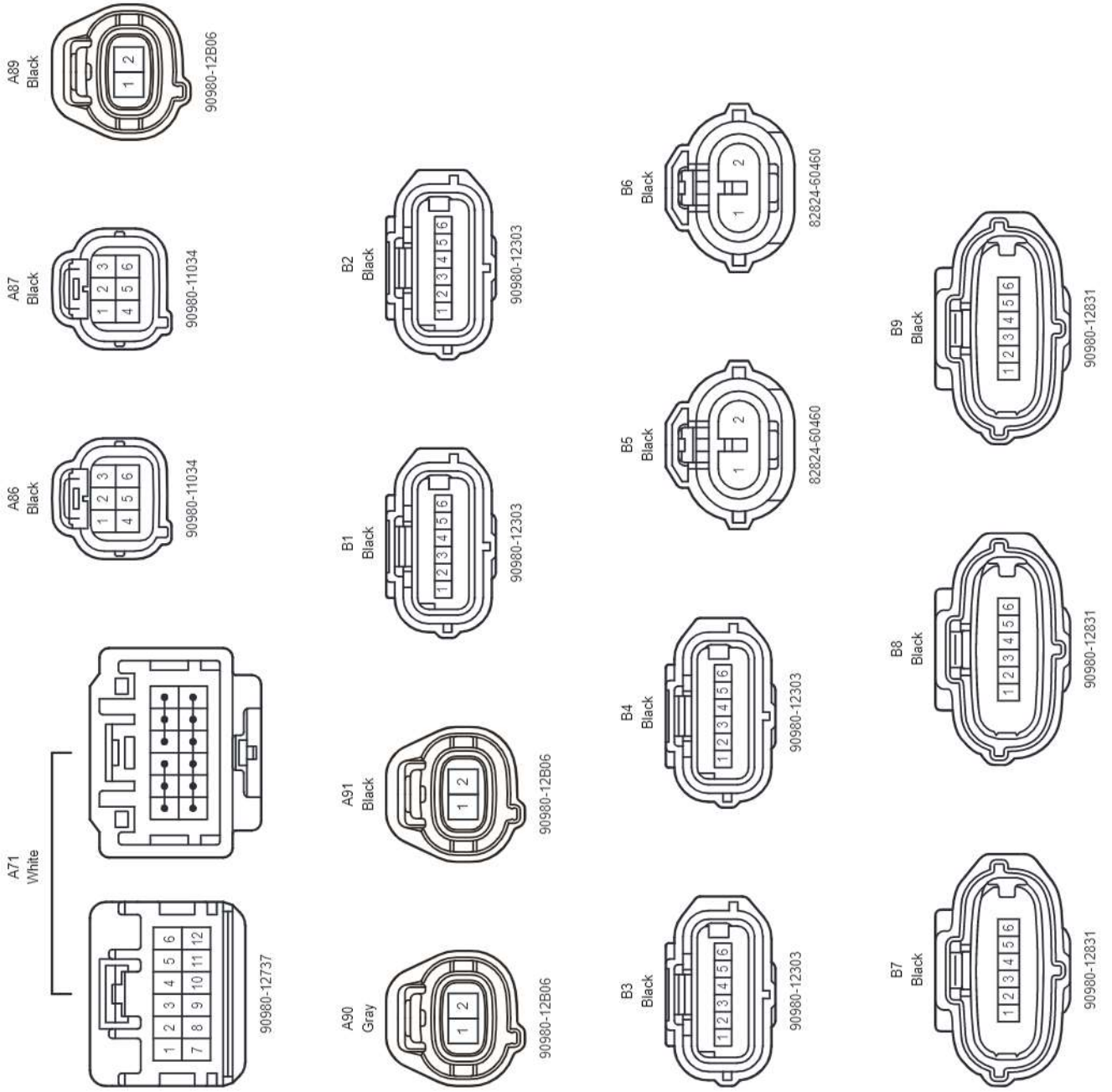
B 10 Front No. 1 Ultrasonic Sensor RH

Position of Parts in Engine Compartment (RHD 1GR-FE) (Before Aug. 2017 Production)



cardiagn.com

Position of Parts in Engine Compartment (RHD 1GR-FE) (Before Aug. 2017 Production)



cardiagn.com

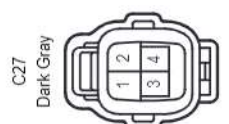
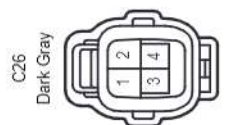
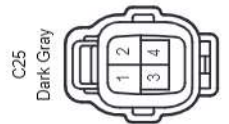
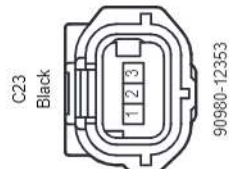
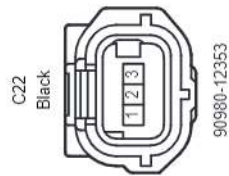
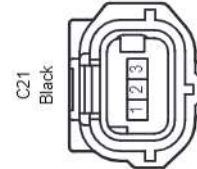
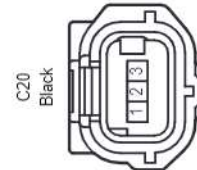
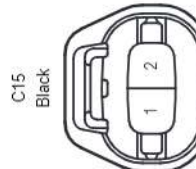
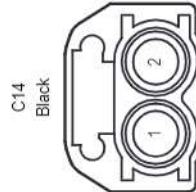
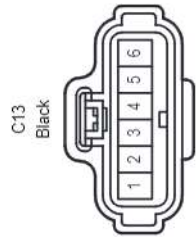
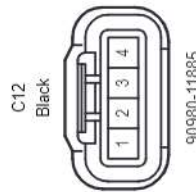
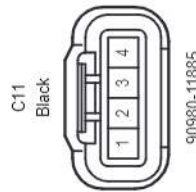
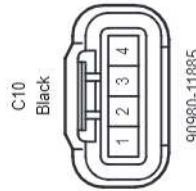
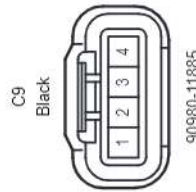
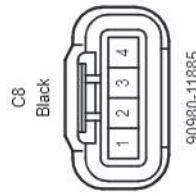
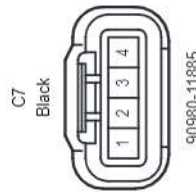
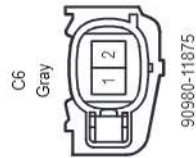
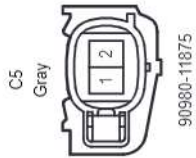
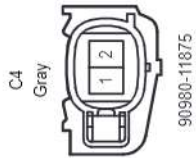
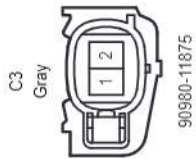
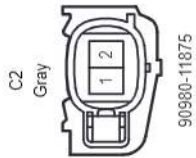
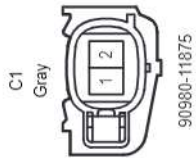
Position of Parts in Engine Compartment (RHD 1GR-FE) (Before Aug. 2017 Production)

- C 1 Fuel Injector Assembly No. 1
- C 2 Fuel Injector Assembly No. 2
- C 3 Fuel Injector Assembly No. 3
- C 4 Fuel Injector Assembly No. 4
- C 5 Fuel Injector Assembly No. 5
- C 6 Fuel Injector Assembly No. 6
- C 7 Ignition Coil Assembly No. 1
- C 8 Ignition Coil Assembly No. 2
- C 9 Ignition Coil Assembly No. 3
- C 10 Ignition Coil Assembly No. 4
- C 11 Ignition Coil Assembly No. 5
- C 12 Ignition Coil Assembly No. 6
- C 13 Throttle Body Assembly
- C 14 Crank Position Sensor
- C 15 Purge VSV
- C 16 Cam Timing Oil Control Valve (Bank 1 Intake Side)
- C 17 Cam Timing Oil Control Valve (Bank 1 Exhaust Side)
- C 18 Cam Timing Oil Control Valve (Bank 2 Intake Side)
- C 19 Cam Timing Oil Control Valve (Bank 2 Exhaust Side)
- C 20 VVT Sensor (Bank 1 Intake Side)
- C 21 VVT Sensor (Bank 2 Intake Side)
- C 22 VVT Sensor (Bank 1 Exhaust Side)
- C 23 VVT Sensor (Bank 2 Exhaust Side)
- C 24 E.F.I. Engine Coolant Temperature Sensor
- C 25 Air Fuel Ratio Sensor (Bank 1 Sensor 1)
- C 26 Air Fuel Ratio Sensor (Bank 2 Sensor 1)
- C 27 Oxygen Sensor (Bank 1 Sensor 2)
- C 28 Oxygen Sensor (Bank 2 Sensor 2)
- C 29 Power Steering Oil Pressure Switch
- C 30 Electronically Controlled Transmission Solenoid
- C 31 Transmission Revolution Sensor (Counter Gear)
- C 32 Transmission Revolution Sensor (Turbine)
- C 33 Intake Mass Air Flow Meter Sub-Assembly
- C 38 Vane Pump Assembly
- C 39 Cooler Compressor Assembly
- C 40 Park/Neutral Position Switch
- C 41 Back-Up Light Switch Assembly
- C 42 Engine Oil Pressure Switch Assembly

Position of Parts in Engine Compartment (RHD 1GR-FE) (Before Aug. 2017 Production)

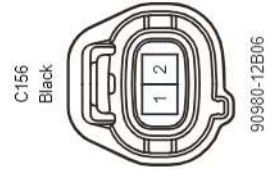
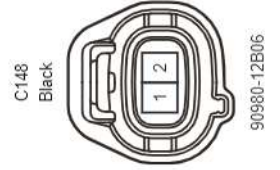
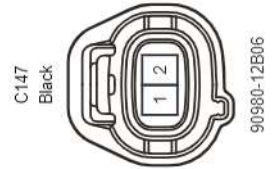
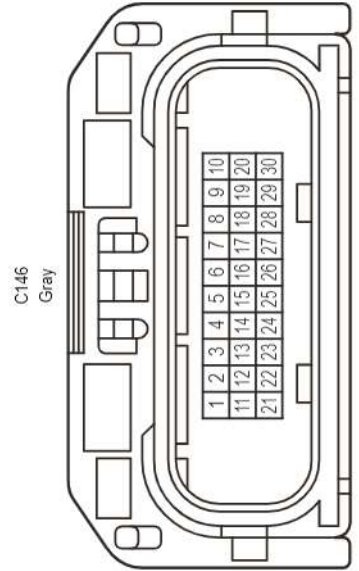
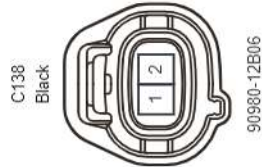
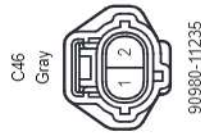
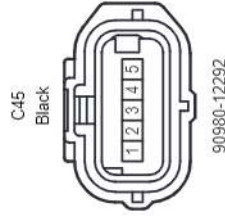
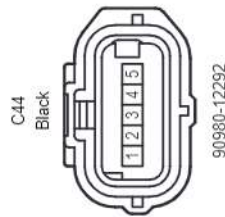
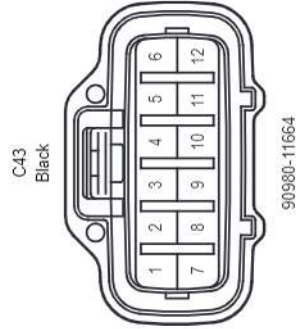
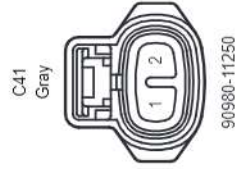
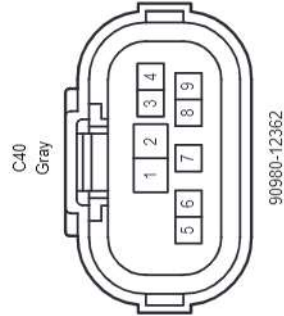
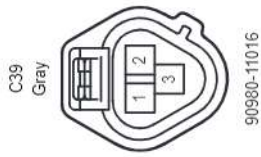
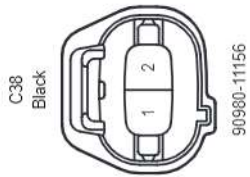
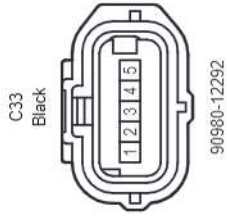
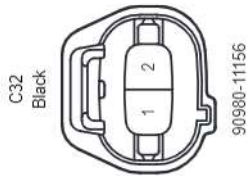
- D 7 Generator Assembly
- D 12 Starter Assembly
- h 1 Knock Control Sensor (Bank 2)
- h 2 Knock Control Sensor (Bank 1)
- p 1 Front Speed Sensor RH
- p 2 Front Speed Sensor LH

Position of Parts in Engine Compartment (RHD 1GR-FE) (Before Aug. 2017 Production)



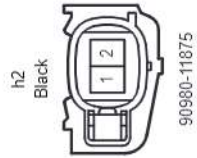
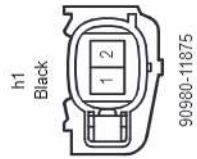
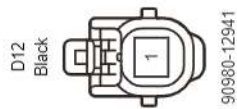
cardiagn.com

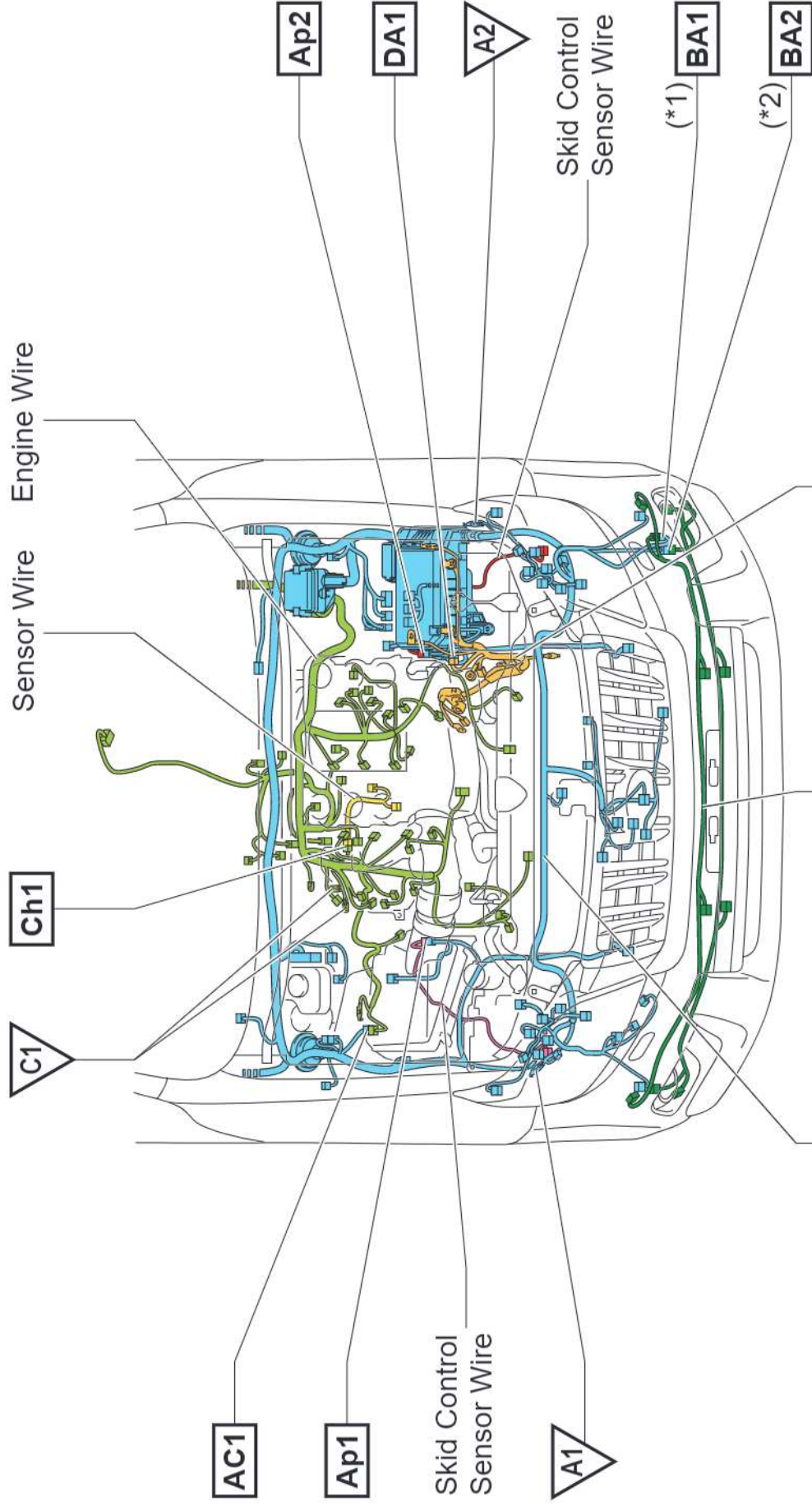
Position of Parts in Engine Compartment (RHD 1GR-FE) (Before Aug. 2017 Production)



cardiagn.com

Position of Parts in Engine Compartment (RHD 1GR-FE) (Before Aug. 2017 Production)

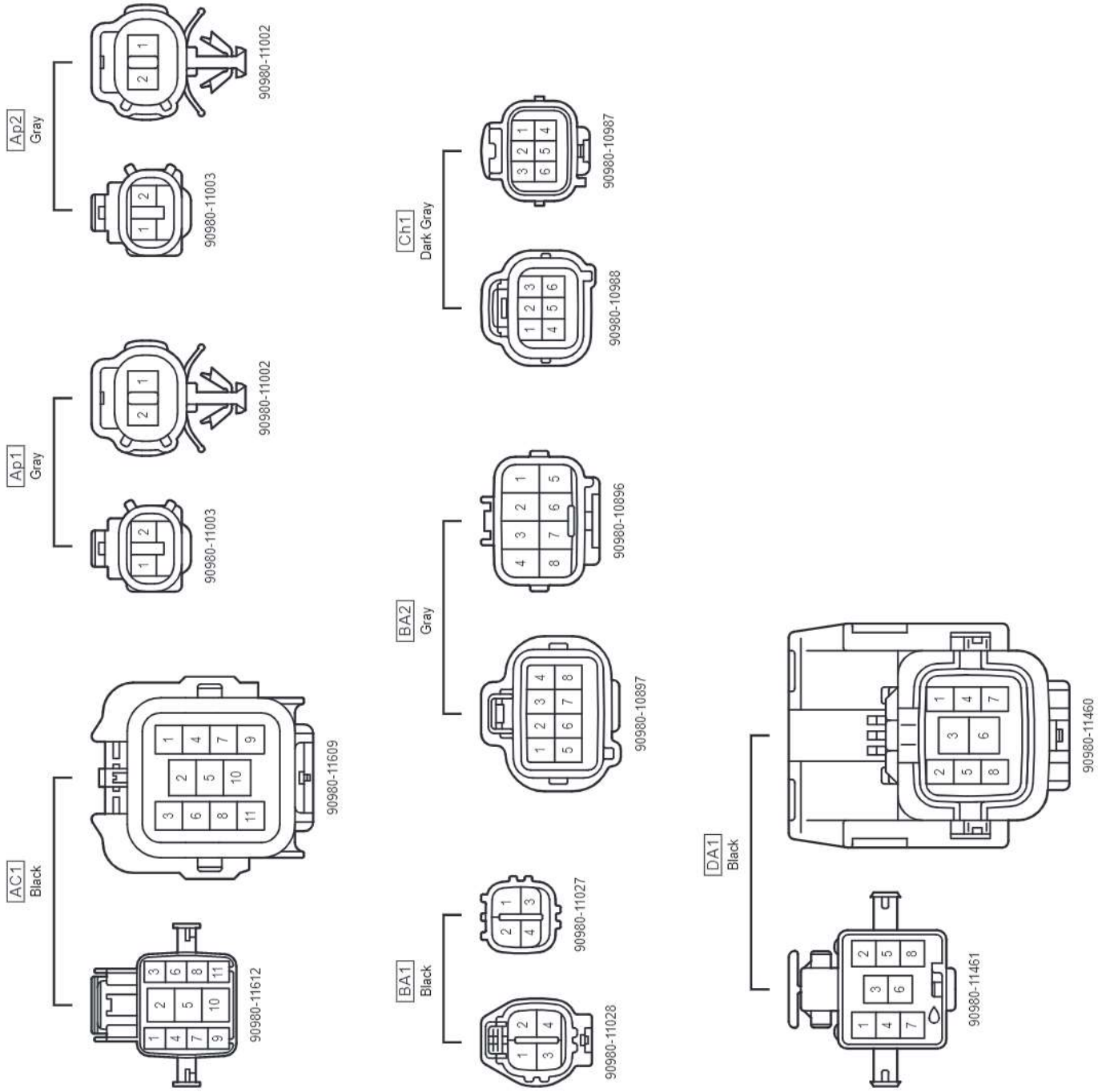




* 1: Before Aug. 2013 Production
 * 2: From Aug. 2013 Production

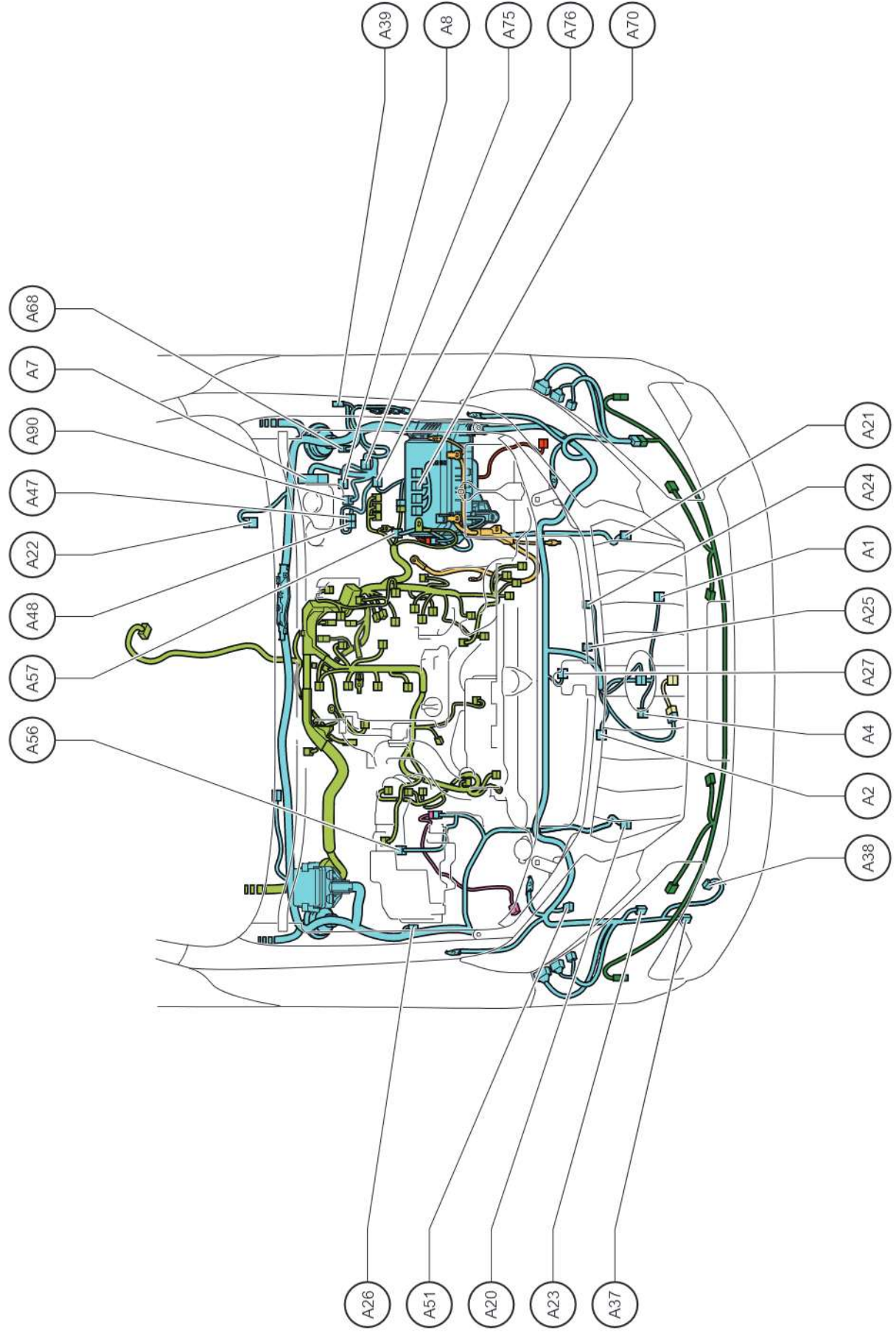
Engine Room Main Wire Engine Room No. 2 Wire Engine No. 2 Wire

Wire and Wire , Ground Points in Engine Compartment (RHD 1GR-FE) (Before Aug. 2017 Production)



cardiagn.com

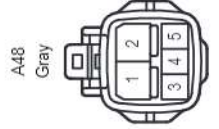
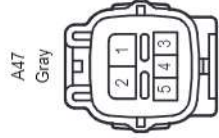
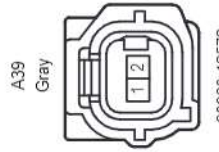
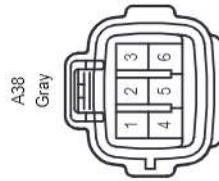
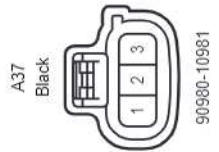
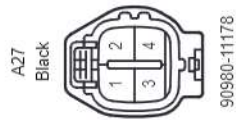
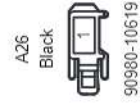
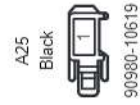
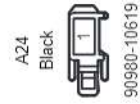
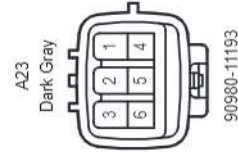
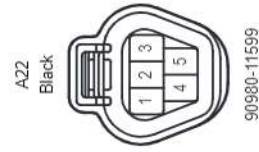
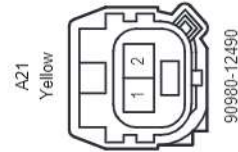
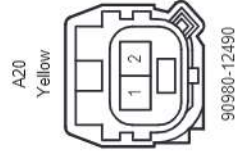
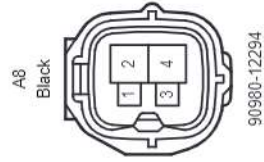
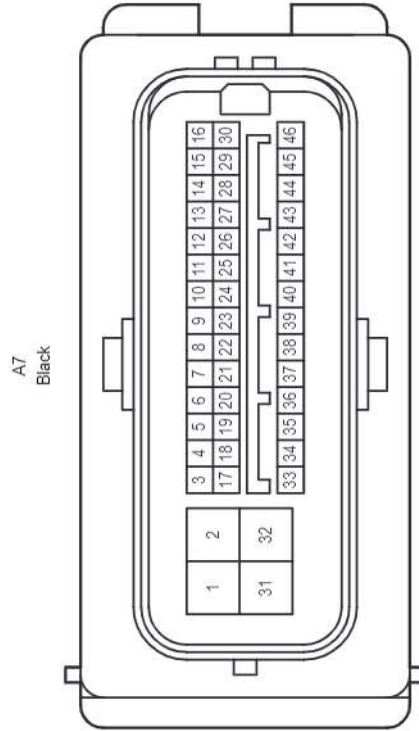
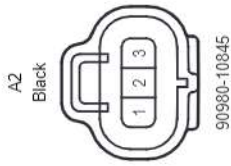
Position of Parts in Engine Compartment (LHD 1KD-FTV) (From Aug. 2017 Production)



Position of Parts in Engine Compartment (LHD 1KD-FTV) (From Aug. 2017 Production)

- A 1 Ambient Temperature Sensor
- A 2 A/C Pressure Sensor
- A 4 Condenser Fan Motor (With Shroud Blower Assembly)
- A 7 Brake Actuator Assembly
- A 8 Brake Actuator Assembly
- A 20 Front Airbag Sensor RH
- A 21 Front Airbag Sensor LH
- A 22 Windshield Wiper Motor Assembly
- A 23 Windshield Washer Motor and Pump Assembly
- A 24 Low Pitched Horn Assembly
- A 25 High Pitched Horn Assembly
- A 26 Security Horn Assembly
- A 27 Engine Hood Courtesy Switch
- A 37 Headlight Cleaner Motor and Pump Assembly
- A 38 Headlight Cleaner Control Relay
- A 39 Wireless Door Lock Buzzer
- A 47 Short Connector
- A 48 Short Connector
- A 51 Noise Filter (Condenser Fan)
- A 56 Front Absorber Control Actuator RH
- A 57 Front Absorber Control Actuator LH
- A 68 Junction Connector
- A 70 Junction Connector
- A 75 Level Warning Switch (Fuel Filter Assembly)
- A 76 Fuel Filter Warning Switch
- A 90 Brake Fluid Level Warning Switch (Brake Master Cylinder Reservoir Assembly)

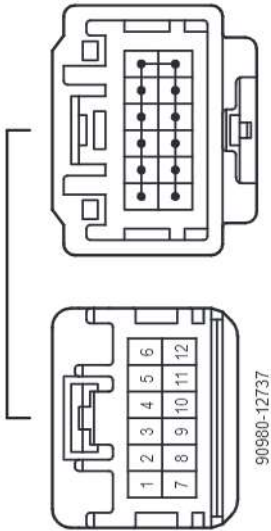
Position of Parts in Engine Compartment (LHD 1KD-FTV) (From Aug. 2017 Production)



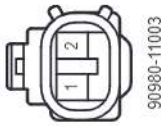
cardiagn.com

Position of Parts in Engine Compartment (LHD 1KD-FTV) (From Aug. 2017 Production)

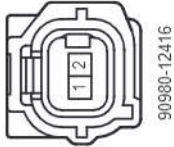
A70
White



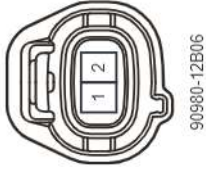
A75
Gray



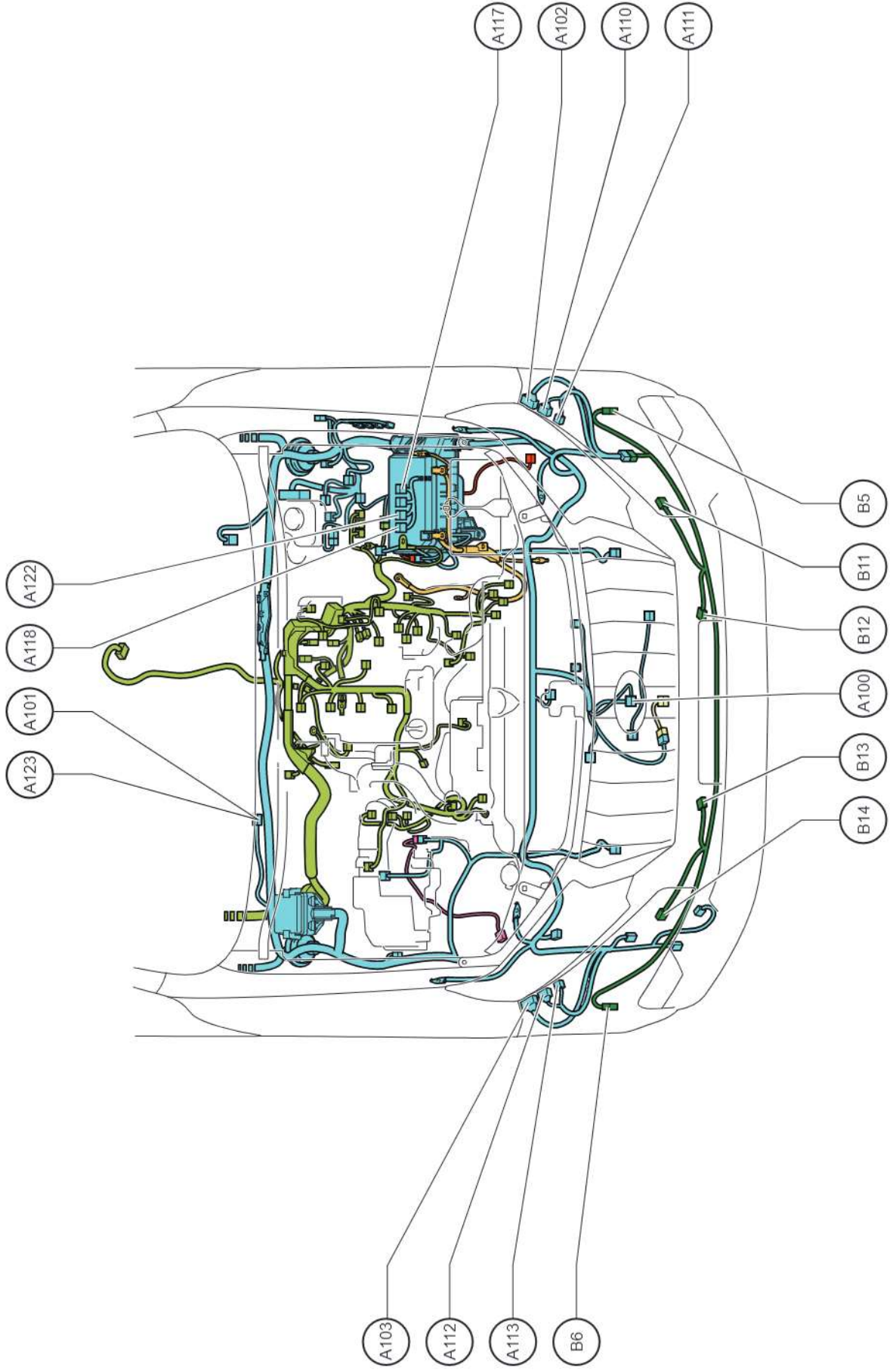
A76
Black



A90
Gray



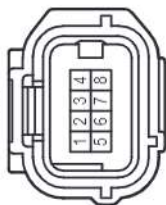
Position of Parts in Engine Compartment (LHD 1KD-FTV) (From Aug. 2017 Production)



- A100 Millimeter Wave Radar Sensor Assembly
- A101 Front Wiper Deicer (Windshield Glass)
- A102 Headlight Assembly LH (Headlamp Computer Sub-Assembly Main)
- A103 Headlight Assembly RH (Headlamp Computer Sub-Assembly Sub)
- A110 Headlight Assembly LH
- A111 Headlight Assembly LH
- A112 Headlight Assembly RH
- A113 Headlight Assembly RH
- A117 Junction Connector
- A118 Junction Connector
- A122 Junction Connector
- A123 Heated Windshield Defroster (Windshield Glass)
- B 5 Fog Light Assembly LH
- B 6 Fog Light Assembly RH
- B 11 Front No. 1 Ultrasonic Sensor LH
- B 12 Front No. 1 Ultrasonic Sensor Center LH
- B 13 Front No. 1 Ultrasonic Sensor Center RH
- B 14 Front No. 1 Ultrasonic Sensor RH

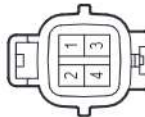
Position of Parts in Engine Compartment (LHD 1KD-FTV) (From Aug. 2017 Production)

A100
Black



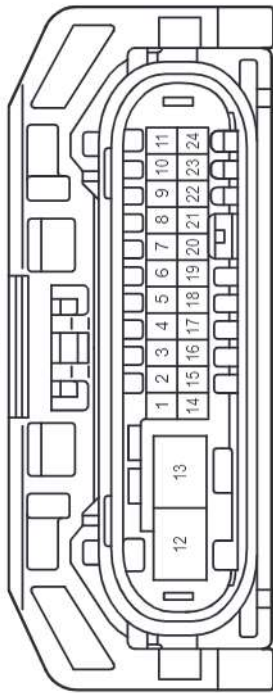
90980-12520

A101
Gray



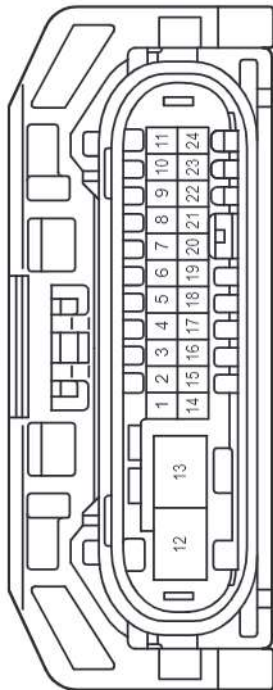
90980-10941

A102
Gray



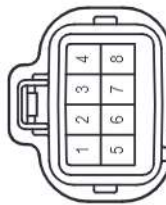
90980-12A92

A103
Gray



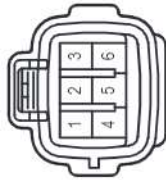
90980-12A92

A110
Gray



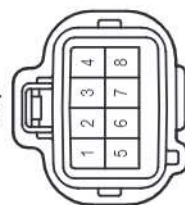
90980-10897

A111
Gray



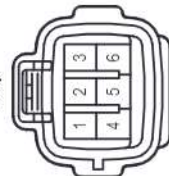
90980-11194

A112
Gray



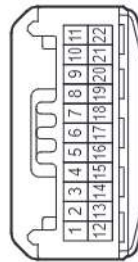
90980-10897

A113
Gray



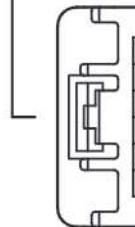
90980-11194

A117
White

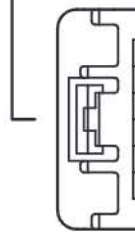


90980-12B54

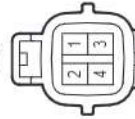
A118
Gray



A122
Black

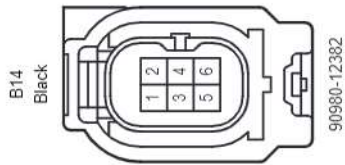
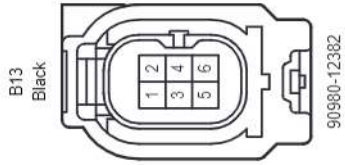
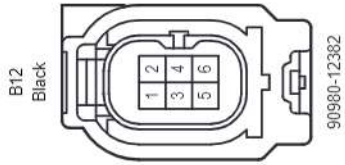
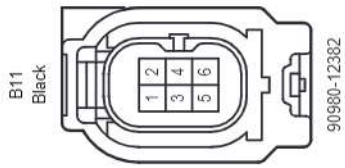
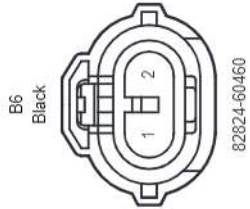
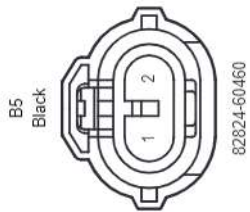


A123
Gray

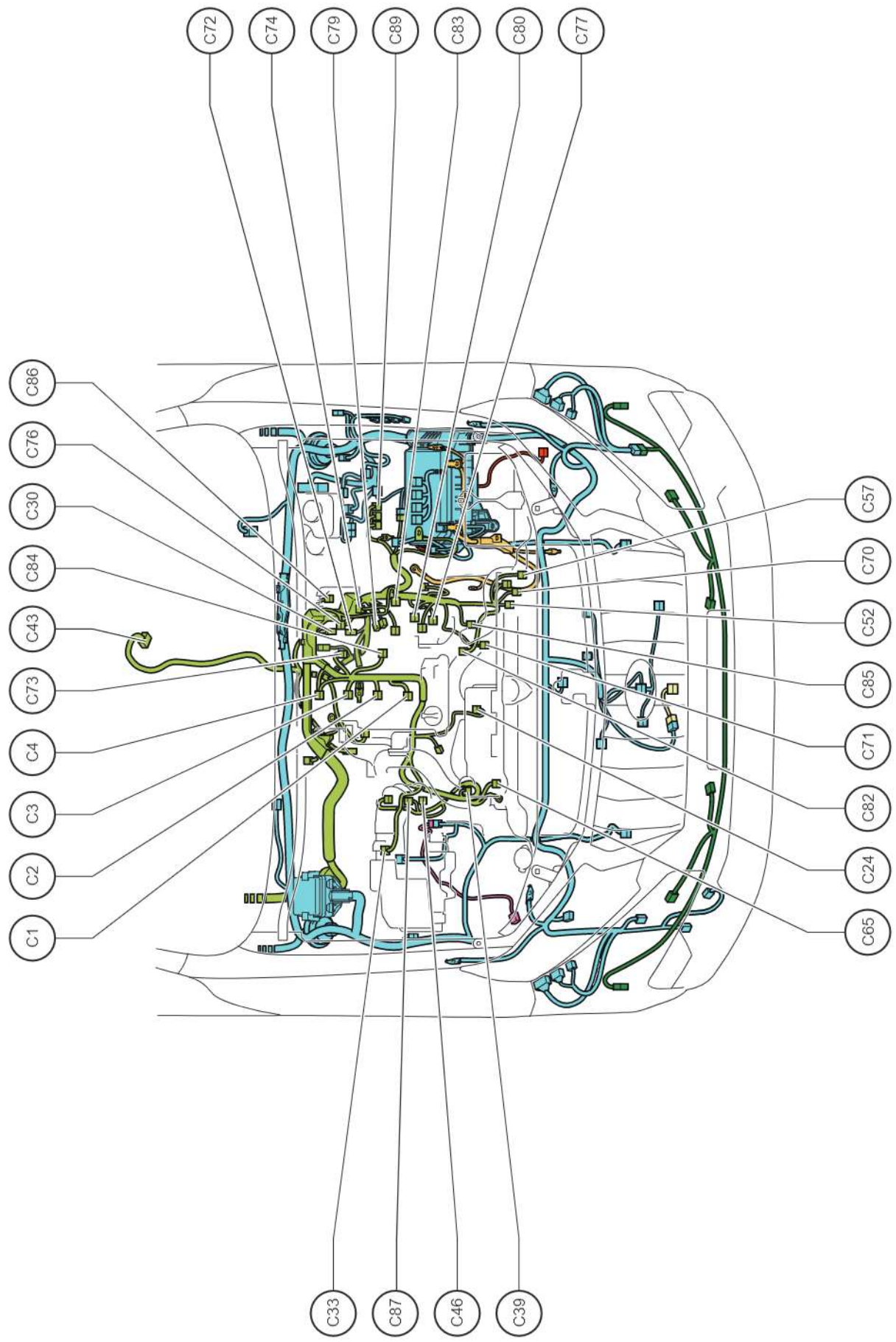


cardiagn.com

Position of Parts in Engine Compartment (LHD 1KD-FTV) (From Aug. 2017 Production)

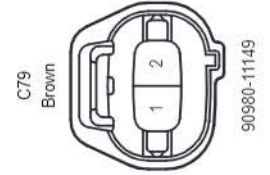
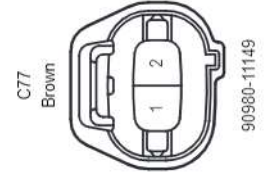
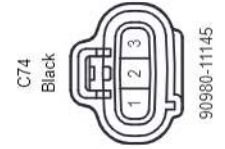
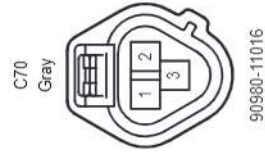
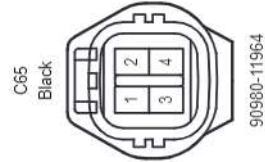
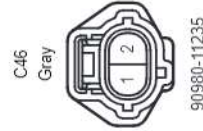
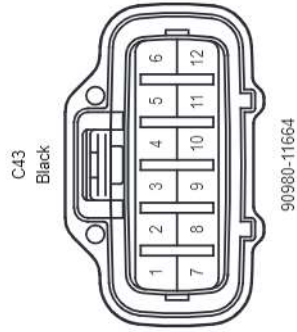
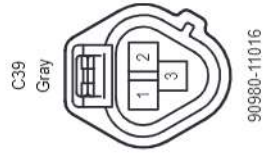
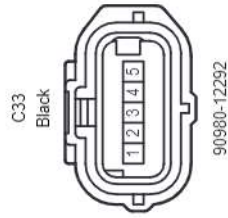
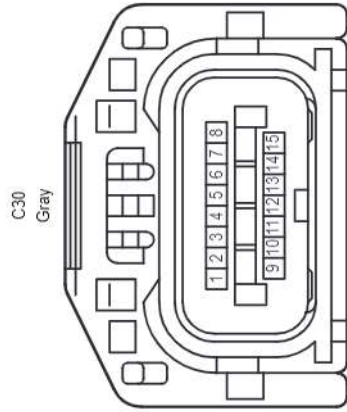
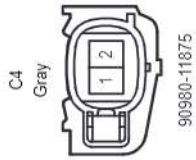
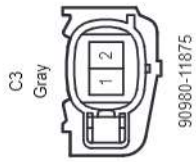
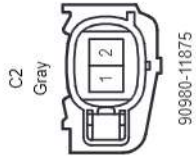
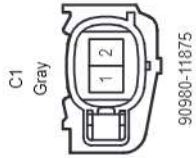


Position of Parts in Engine Compartment (LHD 1KD-FTV) (From Aug. 2017 Production)



- C 1 Fuel Injector Assembly No. 1
- C 2 Fuel Injector Assembly No. 2
- C 3 Fuel Injector Assembly No. 3
- C 4 Fuel Injector Assembly No. 4
- C 24 E.F.I. Engine Coolant Temperature Sensor
- C 30 Electronically Controlled Transmission Solenoid
- C 33 Intake Mass Air Flow Meter Sub-Assembly
- C 39 Cooler Compressor Assembly
- C 43 Transfer Shift Actuator Assembly
- C 46 Engine Oil Level Sensor
- C 52 Cam Position Sensor
- C 57 Power Steering Oil Pressure Switch
- C 65 Generator Assembly
- C 70 Crank Position Sensor
- C 71 Suction Control Valve
- C 72 Pressure Discharge Valve
- C 73 Diesel Throttle Body Assembly
- C 74 Diesel Throttle Body Assembly
- C 76 Electric Vacuum Regulating Valve Assembly
- C 77 VSV (for EGR Cut)
- C 79 VSV (for No. 2 Swirl Control Valve)
- C 80 VSV (for Engine Mounting)
- C 82 Fuel Pressure Sensor
- C 83 Vacuum Sensor (Diesel Turbo Pressure Sensor)
- C 84 Intake Air Temperature Sensor
- C 85 Fuel Temperature Sensor
- C 86 Electric EGR Control Valve Sensor
- C 87 Nozzle Vane Position Sensor
- C 89 Injector Driver


Position of Parts in Engine Compartment (LHD 1KD-FTV) (From Aug. 2017 Production)



cardiagn.com

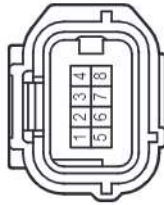
Position of Parts in Engine Compartment (LHD 1KD-FTV) (From Aug. 2017 Production)

C87
Black



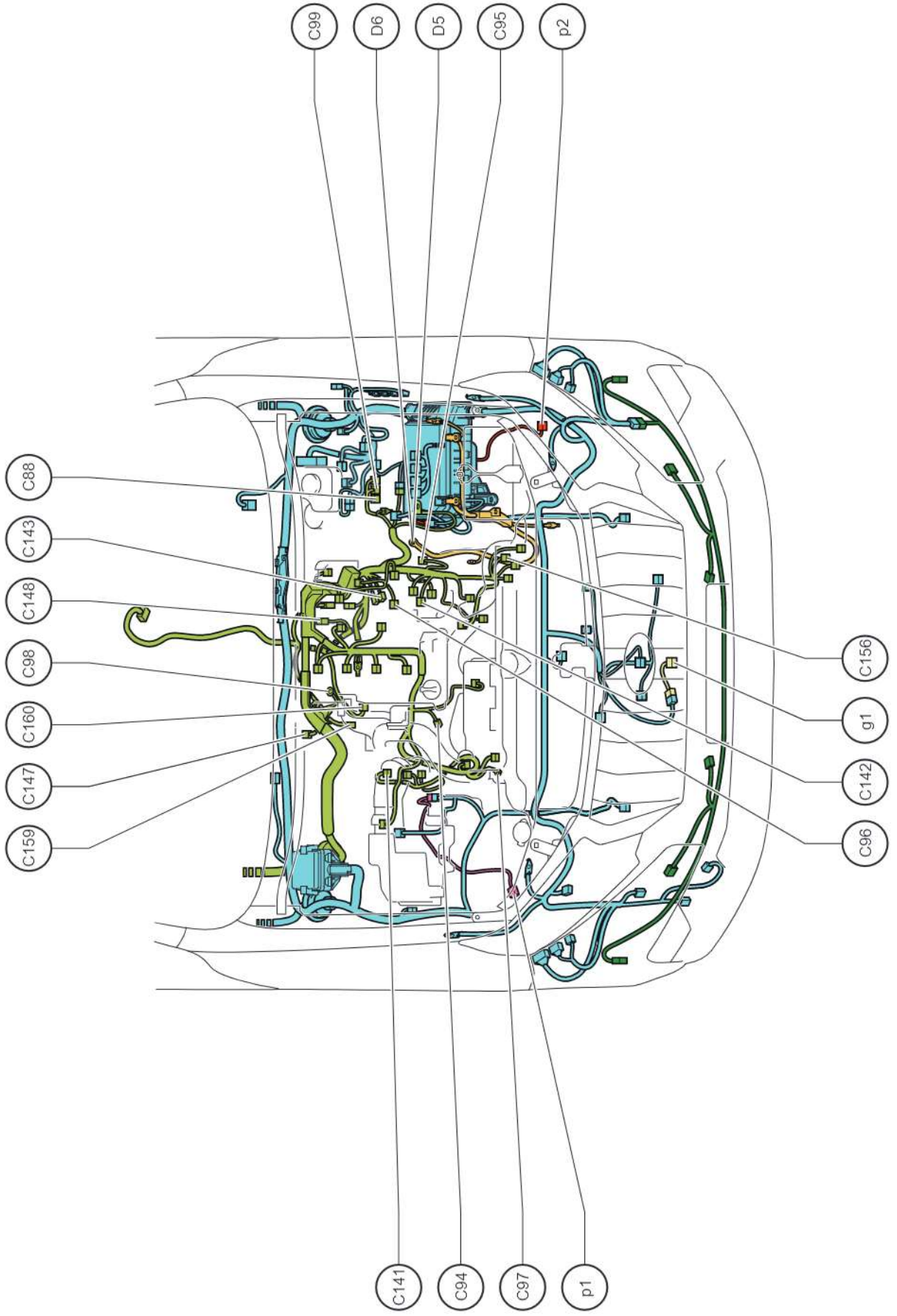
90980-12303

C89
Gray



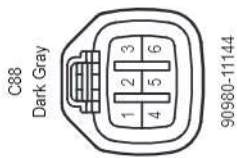
90980-12520

Position of Parts in Engine Compartment (LHD 1KD-FTV) (From Aug. 2017 Production)



- C 88 Injector Driver
- C 94 Viscous with Magnet Clutch Heater Assembly
- C 95 Starter Assembly
- C 96 Engine Oil Pressure Switch Assembly
- C 97 Generator Assembly
- C 98 Glow Plug Assembly
- C 99 Injector Driver
- C141 DC Motor
- C142 No. 2 EGR Valve Assembly
- C143 VSV (for No. 1 Swirl Control Valve)
- C147 Transmission Revolution Sensor (Counter Gear)
- C148 Transmission Revolution Sensor (Turbine)
- C156 Vane Pump Assembly
- C159 Park/Neutral Position Switch
- C160 Back-Up Light Switch Assembly
- D 5 Starter Assembly
- D 6 Starter Assembly
- g 1 Front Television Camera Assembly
- p 1 Front Speed Sensor RH
- p 2 Front Speed Sensor LH

Position of Parts in Engine Compartment (LHD 1KD-FTV) (From Aug. 2017 Production)



C88
Dark Gray

90980-11144



C94
Gray

90980-11271



C95
Black

90980-11184



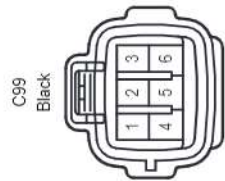
C96
Black

90980-11363



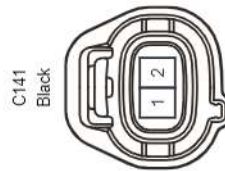
C97

C98



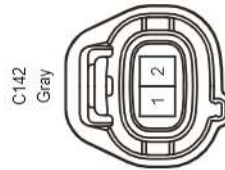
C99
Black

90980-11194



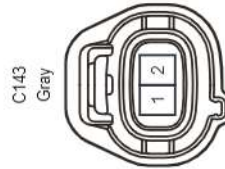
C141
Black

90980-12B06



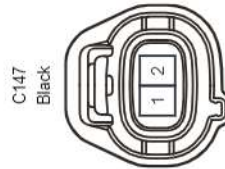
C142
Gray

90980-12B06



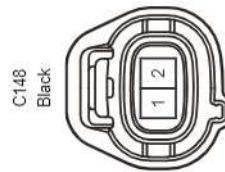
C143
Gray

90980-12B06



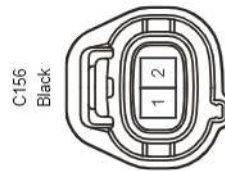
C147
Black

90980-12B06



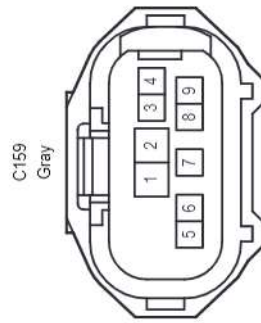
C148
Black

90980-12B06



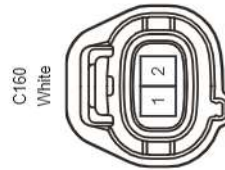
C156
Black

90980-12B06



C159
Gray

90980-12A23



C160
White

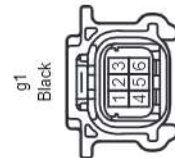
90980-12B06



D5

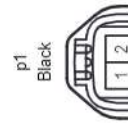


D6



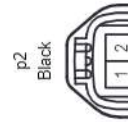
g1
Black

90980-12A59



p1
Black

90980-11900

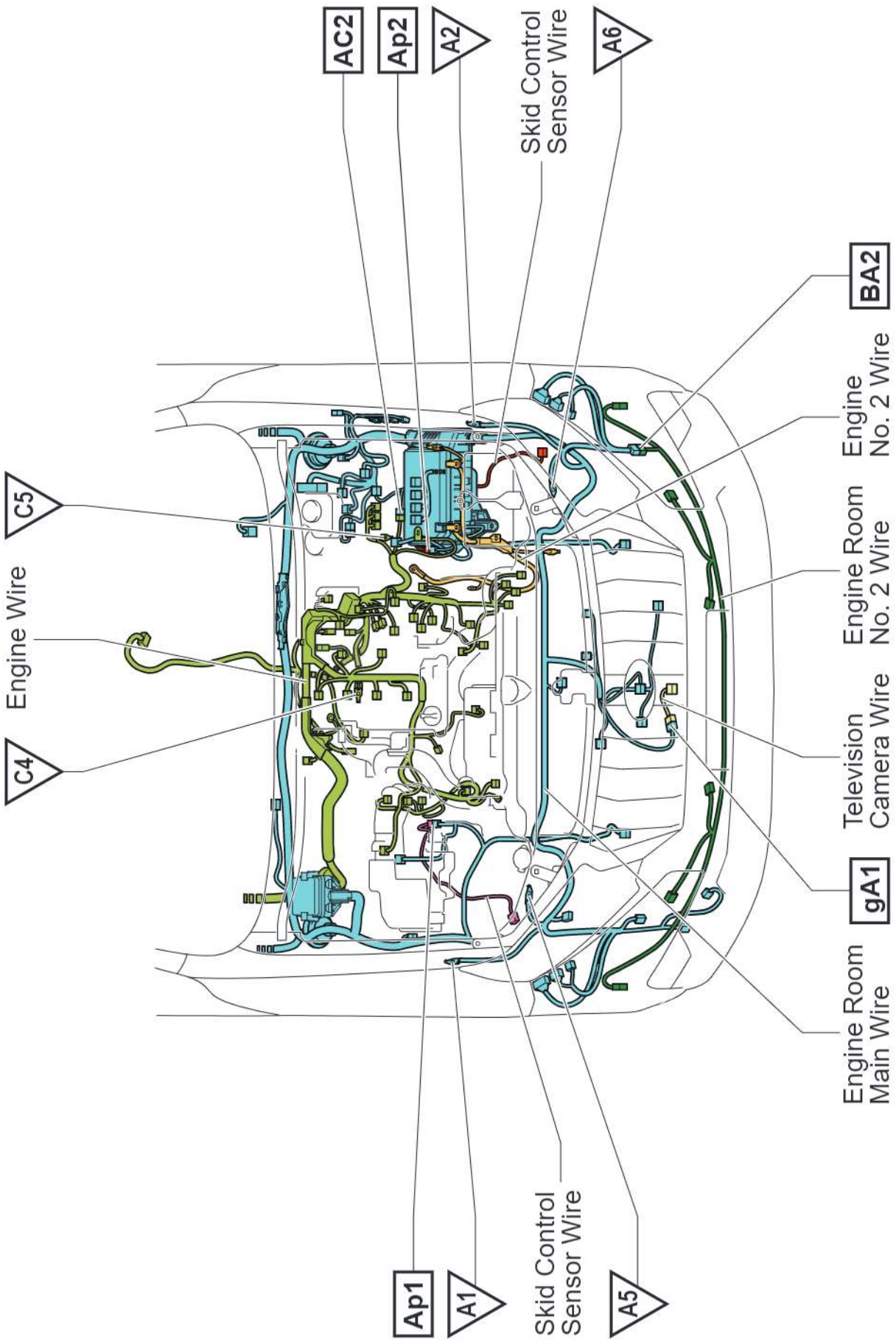


p2
Black

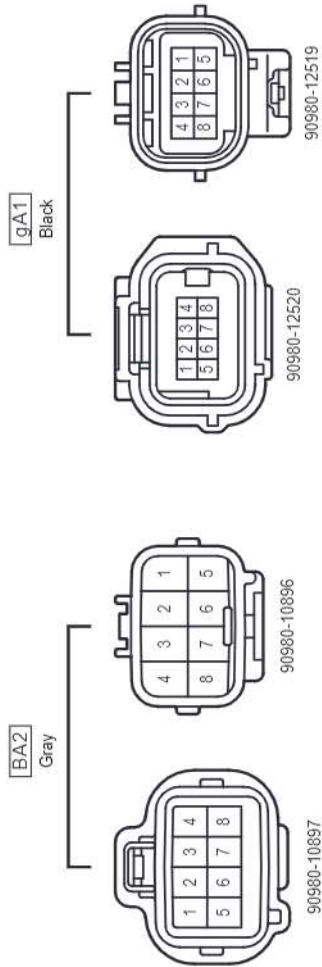
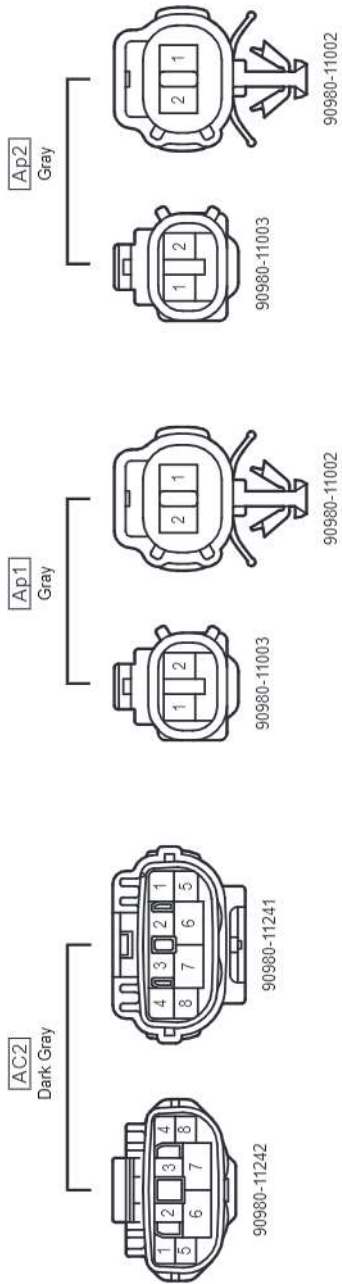
90980-11900

cardiagn.com

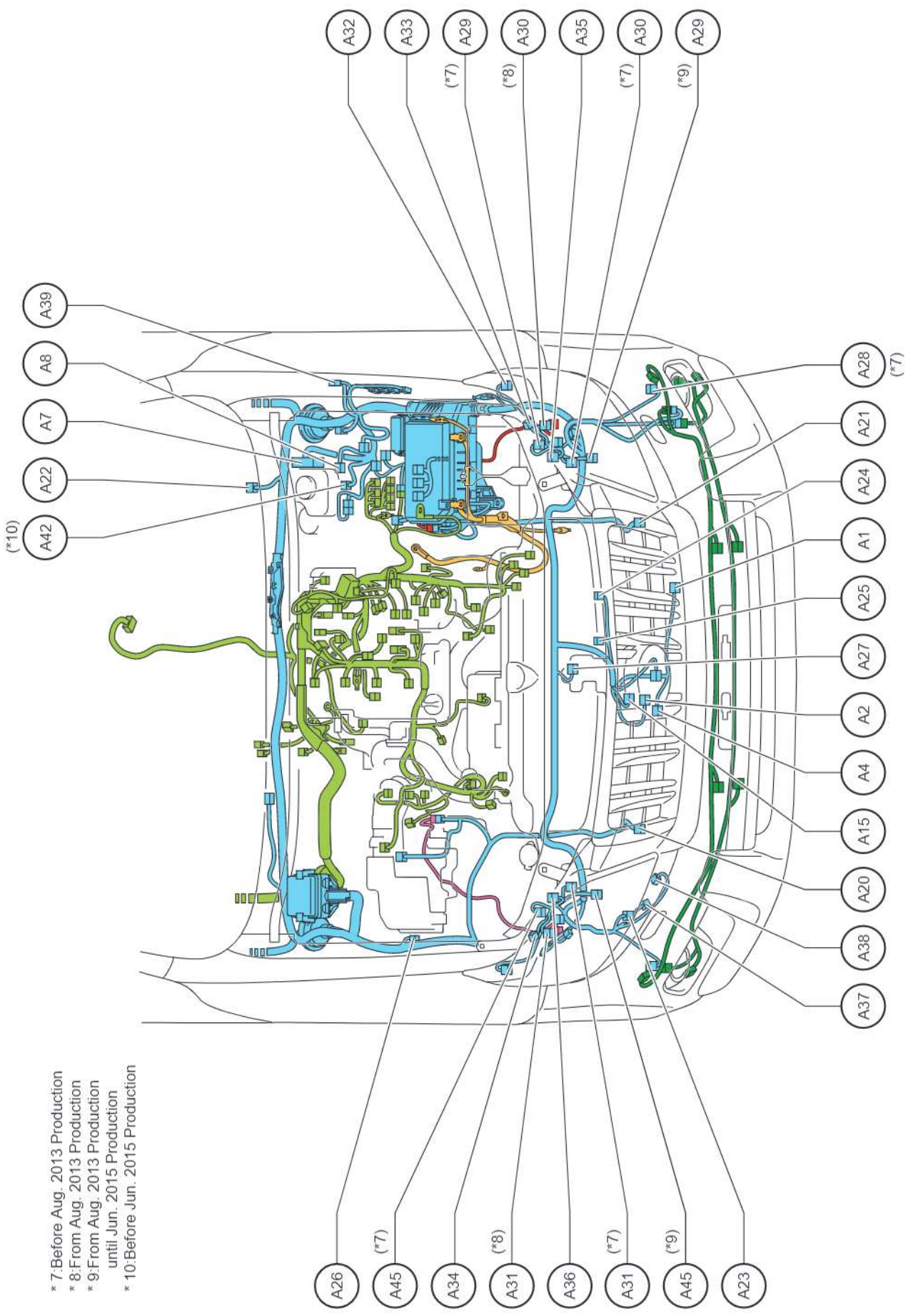
Wire and Wire , Ground Points in Engine Compartment (LHD 1KD-FTV) (From Aug. 2017 Production)



Wire and Wire , Ground Points in Engine Compartment (LHD 1KD-FTV) (From Aug. 2017 Production)



Position of Parts in Engine Compartment (LHD 1KD-FTV) (Before Aug. 2017 Production)

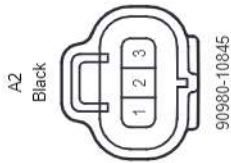


* 7: Before Aug. 2013 Production
 * 8: From Aug. 2013 Production
 * 9: From Aug. 2013 Production until Jun. 2015 Production
 * 10: Before Jun. 2015 Production

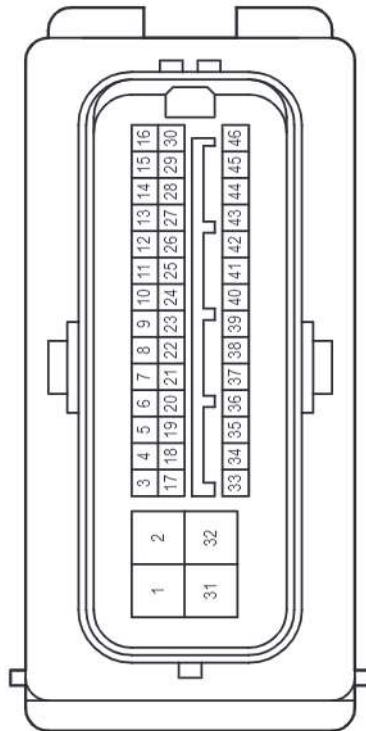
Position of Parts in Engine Compartment (LHD 1KD-FTV) (Before Aug. 2017 Production)

- A 1 Ambient Temperature Sensor
- A 2 A/C Pressure Sensor
- A 4 Condenser Fan Motor (With Shroud Blower Assembly)
- A 7 Brake Actuator Assembly
- A 8 Brake Actuator Assembly
- A 15 Millimeter Wave Radar Sensor Assembly
- A 20 Front Airbag Sensor RH
- A 21 Front Airbag Sensor LH
- A 22 Windshield Wiper Motor Assembly
- A 23 Windshield Washer Motor and Pump Assembly
- A 24 Low Pitched Horn Assembly
- A 25 High Pitched Horn Assembly
- A 26 Security Horn Assembly
- A 27 Engine Hood Courtesy Switch
- A 28 Fog Light Assembly LH
- A 29 Headlight Assembly LH
- A 30 Headlight Assembly LH
- A 31 Headlight Assembly RH
- A 32 Headlight Assembly LH
- A 33 Headlight Assembly LH
- A 34 Headlight Assembly RH
- A 35 Headlight Assembly LH
- A 36 Headlight Assembly RH
- A 37 Headlight Cleaner Motor and Pump Assembly
- A 38 Headlight Cleaner Control Relay
- A 39 Wireless Door Lock Buzzer
- A 42 Brake Fluid Level Warning Switch (Brake Master Cylinder Reservoir Assembly)
- A 45 Headlight Assembly RH

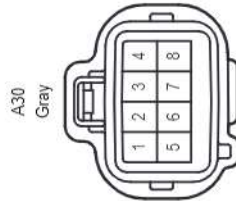
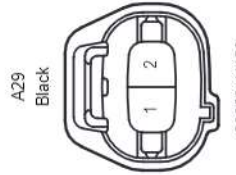
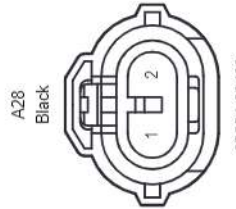
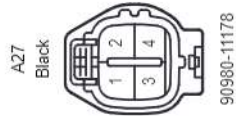
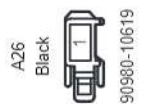
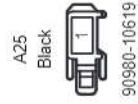
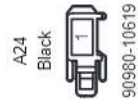
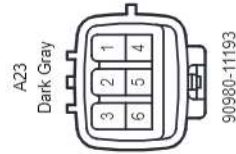
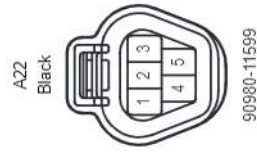
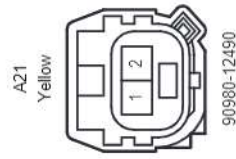
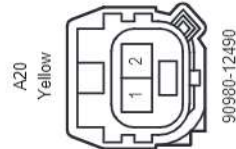
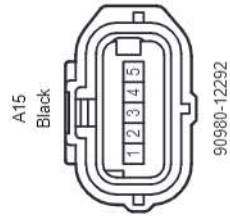
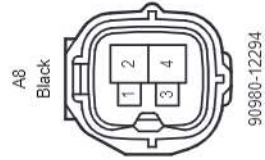
Position of Parts in Engine Compartment (LHD 1KD-FTV) (Before Aug. 2017 Production)



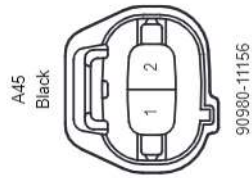
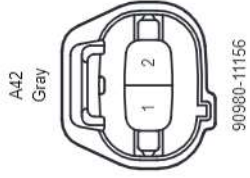
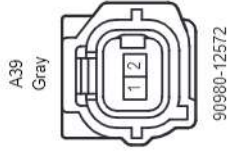
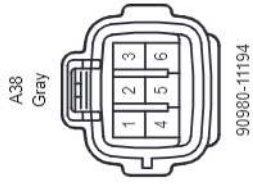
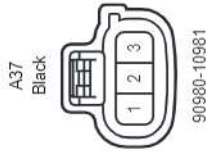
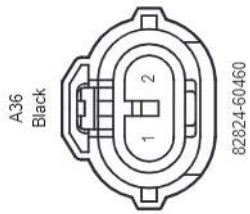
A7
Black



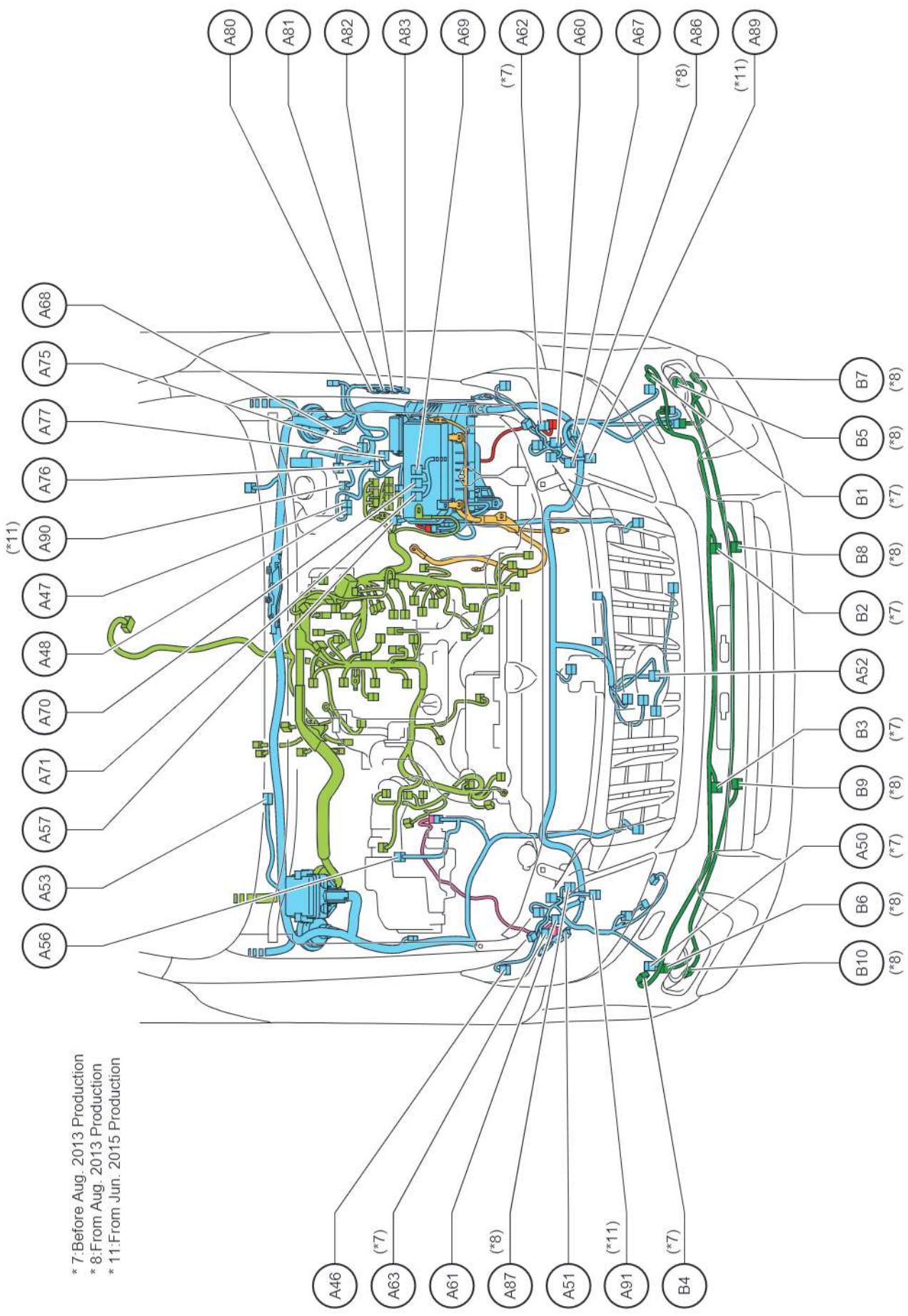
90980-12297



Position of Parts in Engine Compartment (LHD 1KD-FTV) (Before Aug. 2017 Production)



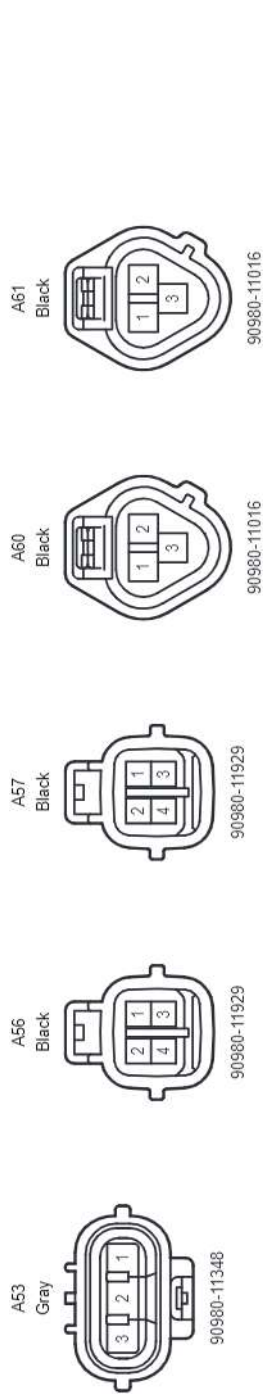
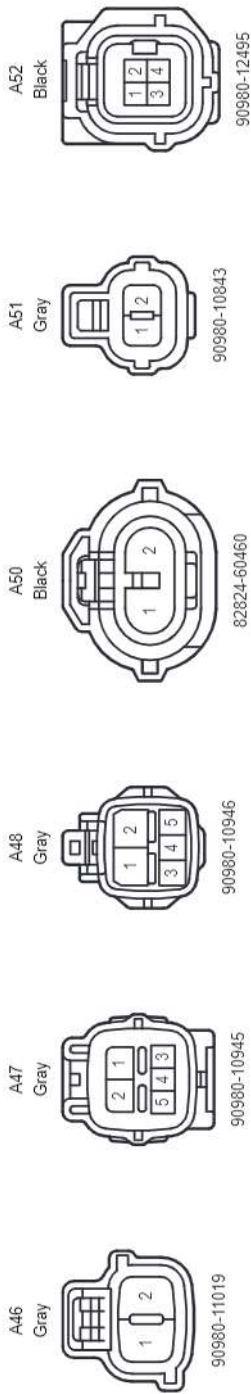
Position of Parts in Engine Compartment (LHD 1KD-FTV) (Before Aug. 2017 Production)



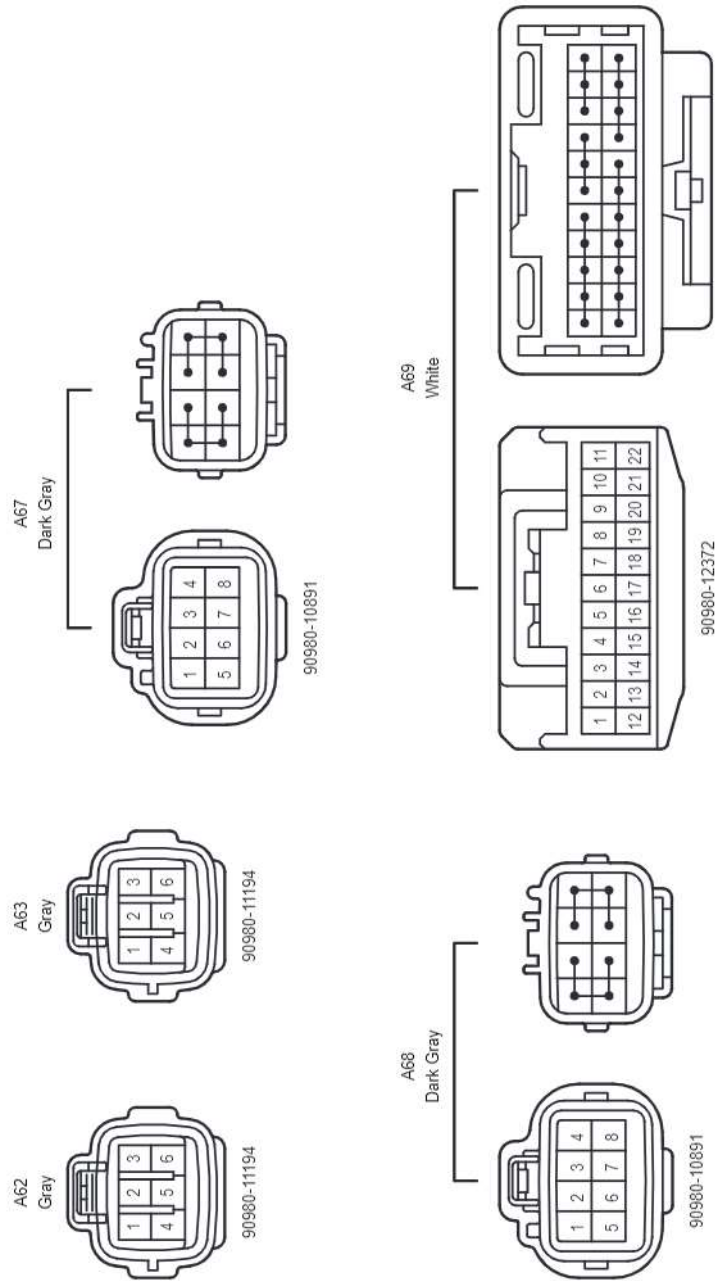
* 7: Before Aug. 2013 Production
 * 8: From Aug. 2013 Production
 * 11: From Jun. 2015 Production

A 46	Headlight Assembly RH
A 47	Short Connector
A 48	Short Connector
A 50	Fog Light Assembly RH
A 51	Noise Filter (Condenser Fan)
A 52	Front Television Camera Assembly
A 53	Front Wiper Deicer (Windshield Glass)
A 56	Front Absorber Control Actuator RH
A 57	Front Absorber Control Actuator LH
A 60	Headlight Assembly LH
A 61	Headlight Assembly RH
A 62	Headlight Assembly LH
A 63	Headlight Assembly RH
A 67	Junction Connector
A 68	Junction Connector
A 69	Junction Connector
A 70	Junction Connector
A 71	Junction Connector
A 75	Level Warning Switch (Fuel Filter Assembly)
A 76	Fuel Filter Warning Switch
A 77	Fuel Heater Assembly
A 80	Glow Plug Controller
A 81	Glow Plug Controller
A 82	Glow Plug Controller
A 83	Glow Plug Controller
A 86	Headlight Assembly LH
A 87	Headlight Assembly RH
A 89	Headlight Assembly LH
A 90	Brake Fluid Level Warning Switch (Brake Master Cylinder Reservoir Assembly)
A 91	Headlight Assembly RH
B 1	Front No. 1 Ultrasonic Sensor LH
B 2	Front No. 1 Ultrasonic Sensor Center LH
B 3	Front No. 1 Ultrasonic Sensor Center RH
B 4	Front No. 1 Ultrasonic Sensor RH
B 5	Fog Light Assembly LH
B 6	Fog Light Assembly RH
B 7	Front No. 1 Ultrasonic Sensor LH
B 8	Front No. 1 Ultrasonic Sensor Center LH

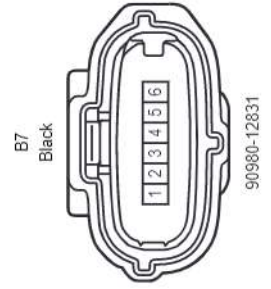
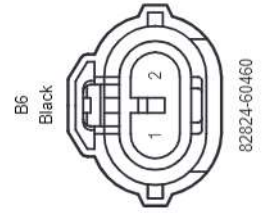
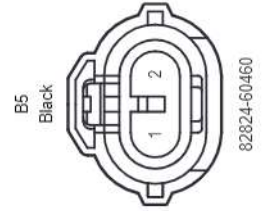
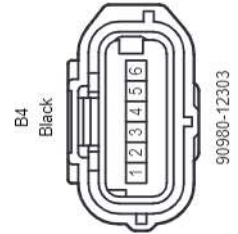
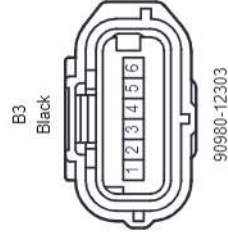
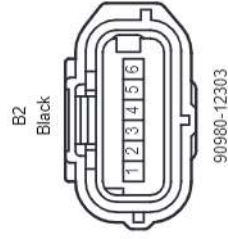
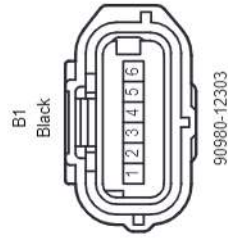
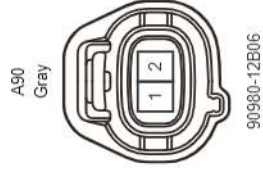
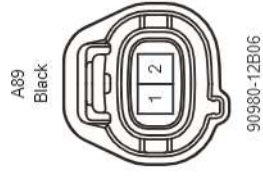
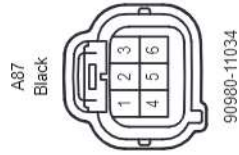
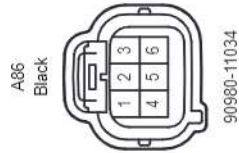
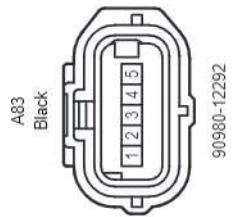
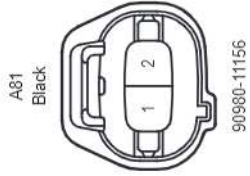
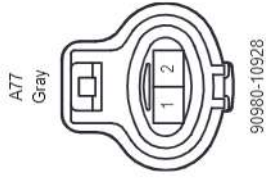
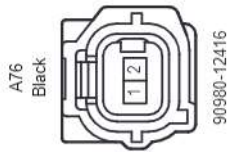
Position of Parts in Engine Compartment (LHD 1KD-FTV) (Before Aug. 2017 Production)



cardiagn.com



Position of Parts in Engine Compartment (LHD 1KD-FTV) (Before Aug. 2017 Production)

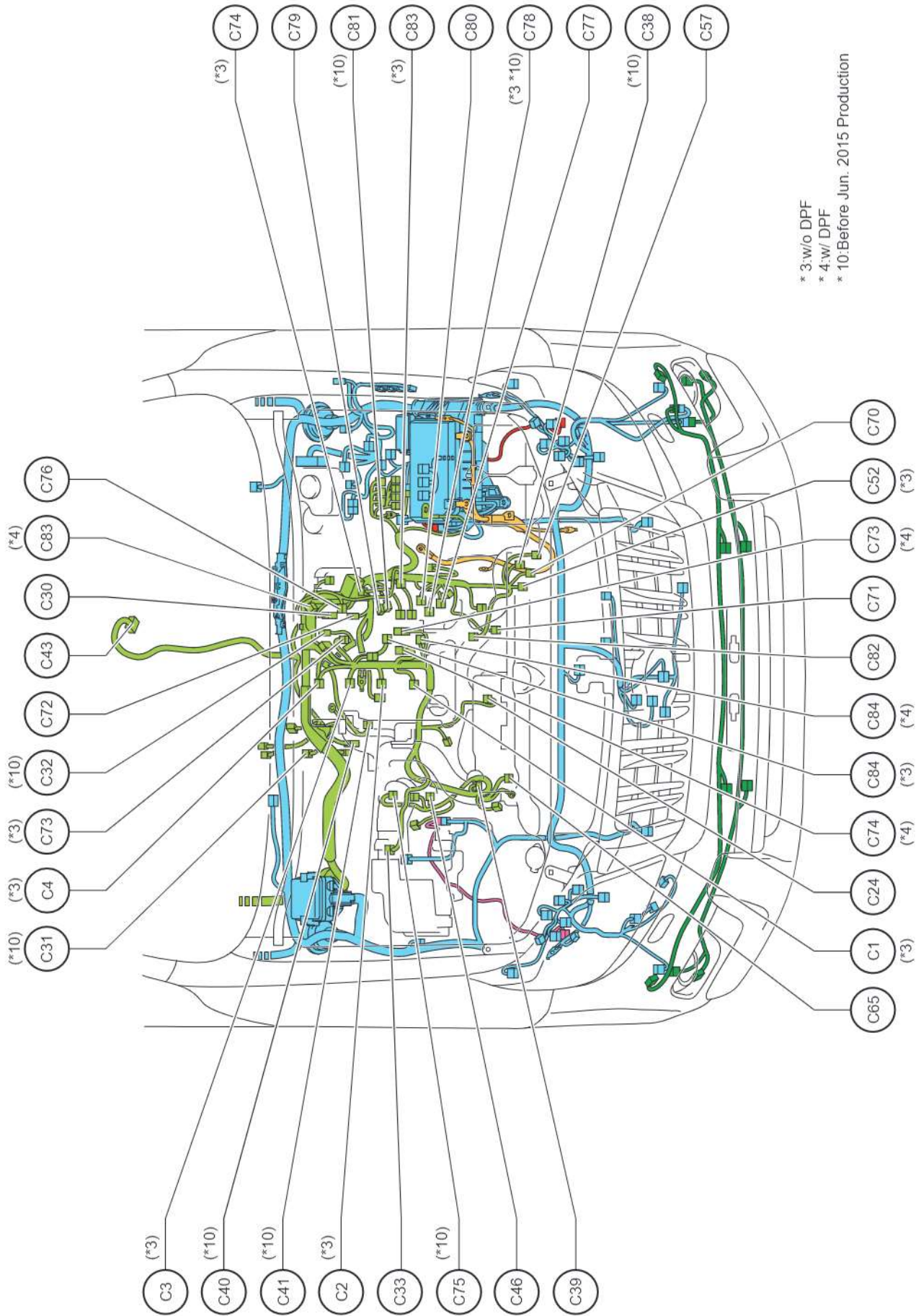


B8
Black

B9
Black

B10
Black

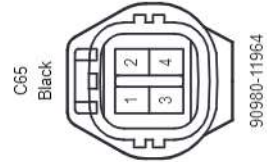
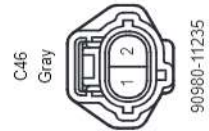
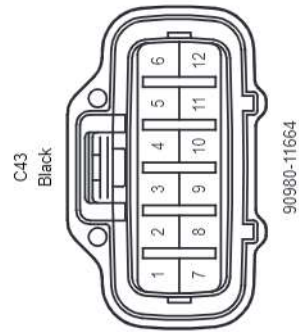
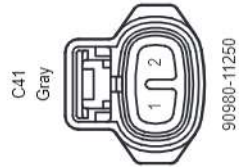
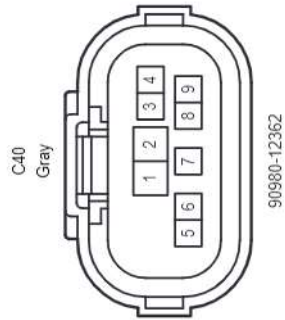
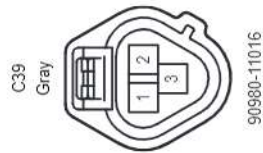
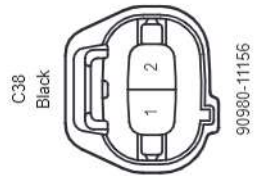
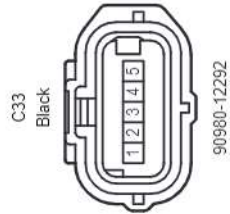
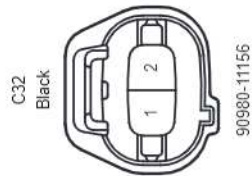
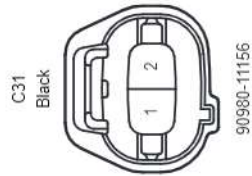
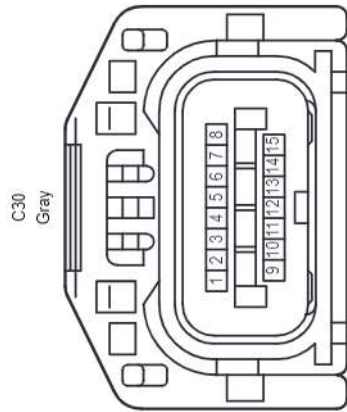
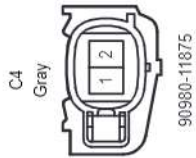
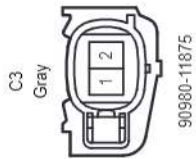
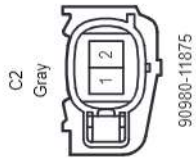
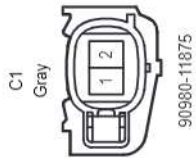
Position of Parts in Engine Compartment (LHD 1KD-FTV) (Before Aug. 2017 Production)



* 3:w/o DPF
* 4:w/ DPF
* 10:Before Jun. 2015 Production

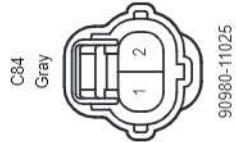
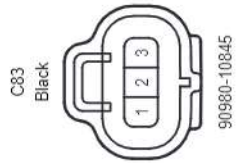
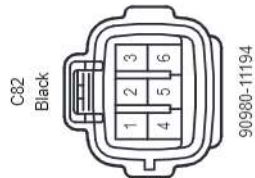
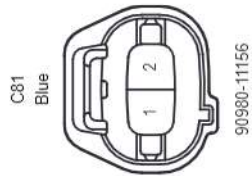
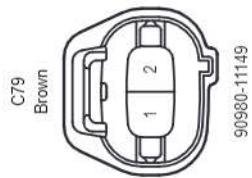
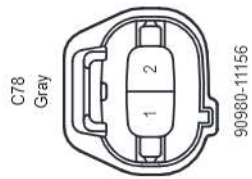
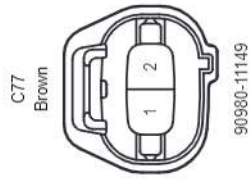
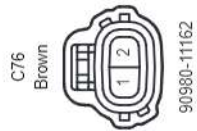
- C 1 Fuel Injector Assembly No. 1
- C 2 Fuel Injector Assembly No. 2
- C 3 Fuel Injector Assembly No. 3
- C 4 Fuel Injector Assembly No. 4
- C 24 E.F.I. Engine Coolant Temperature Sensor
- C 30 Electronically Controlled Transmission Solenoid
- C 31 Transmission Revolution Sensor (Counter Gear)
- C 32 Transmission Revolution Sensor (Turbine)
- C 33 Intake Mass Air Flow Meter Sub-Assembly
- C 38 Vane Pump Assembly
- C 39 Cooler Compressor Assembly
- C 40 Park/Neutral Position Switch
- C 41 Back-Up Light Switch Assembly
- C 43 Transfer Shift Actuator Assembly
- C 46 Engine Oil Level Sensor
- C 52 Cam Position Sensor
- C 57 Power Steering Oil Pressure Switch
- C 65 Generator Assembly
- C 70 Crank Position Sensor
- C 71 Suction Control Valve
- C 72 Pressure Discharge Valve
- C 73 Diesel Throttle Body Assembly
- C 74 Diesel Throttle Body Assembly
- C 75 DC Motor
- C 76 Electric Vacuum Regulating Valve Assembly
- C 77 VSV (for EGR Cut)
- C 78 No. 2 EGR Valve Assembly
- C 79 VSV (for No. 2 Swirl Control Valve)
- C 80 VSV (for Engine Mounting)
- C 81 VSV (for No. 1 Swirl Control Valve)
- C 82 Fuel Pressure Sensor
- C 83 Vacuum Sensor (Diesel Turbo Pressure Sensor)
- C 84 Intake Air Temperature Sensor

Position of Parts in Engine Compartment (LHD 1KD-FTV) (Before Aug. 2017 Production)



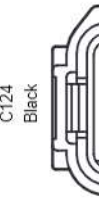
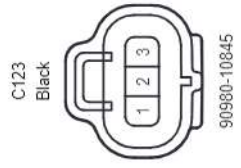
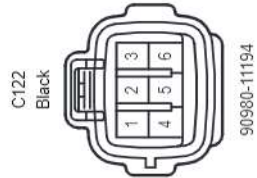
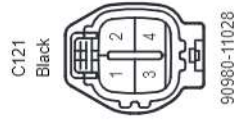
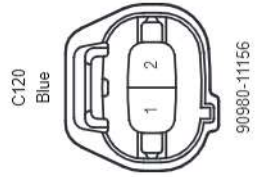
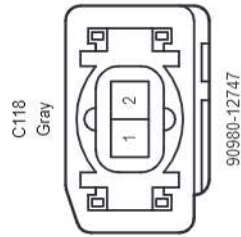
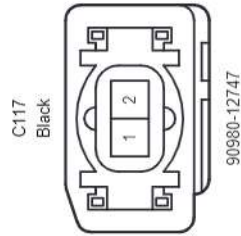
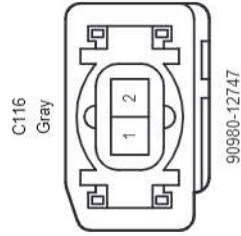
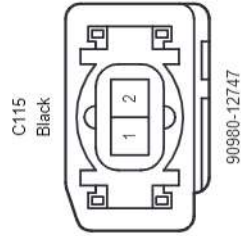
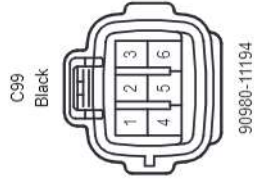
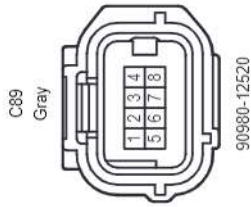
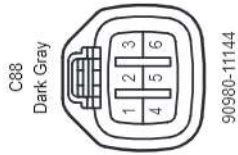
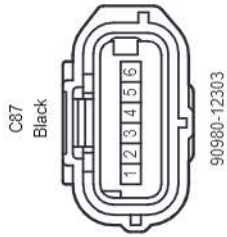
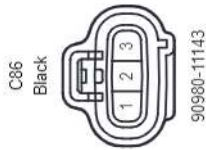
cardiagn.com

Position of Parts in Engine Compartment (LHD 1KD-FTV) (Before Aug. 2017 Production)


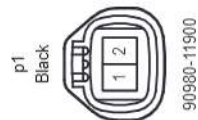
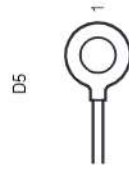
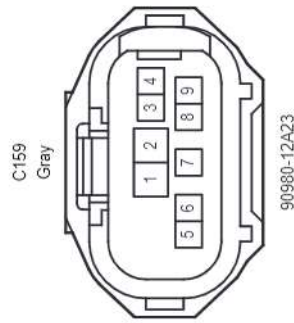
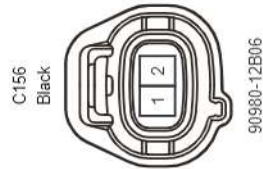
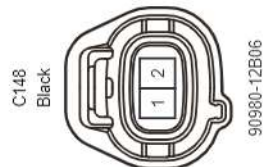
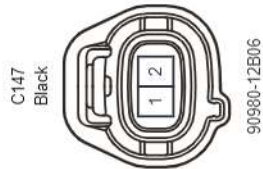
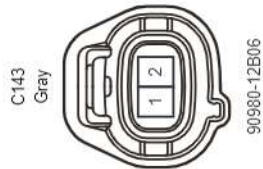
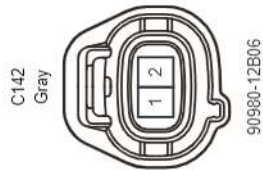
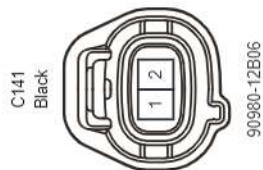


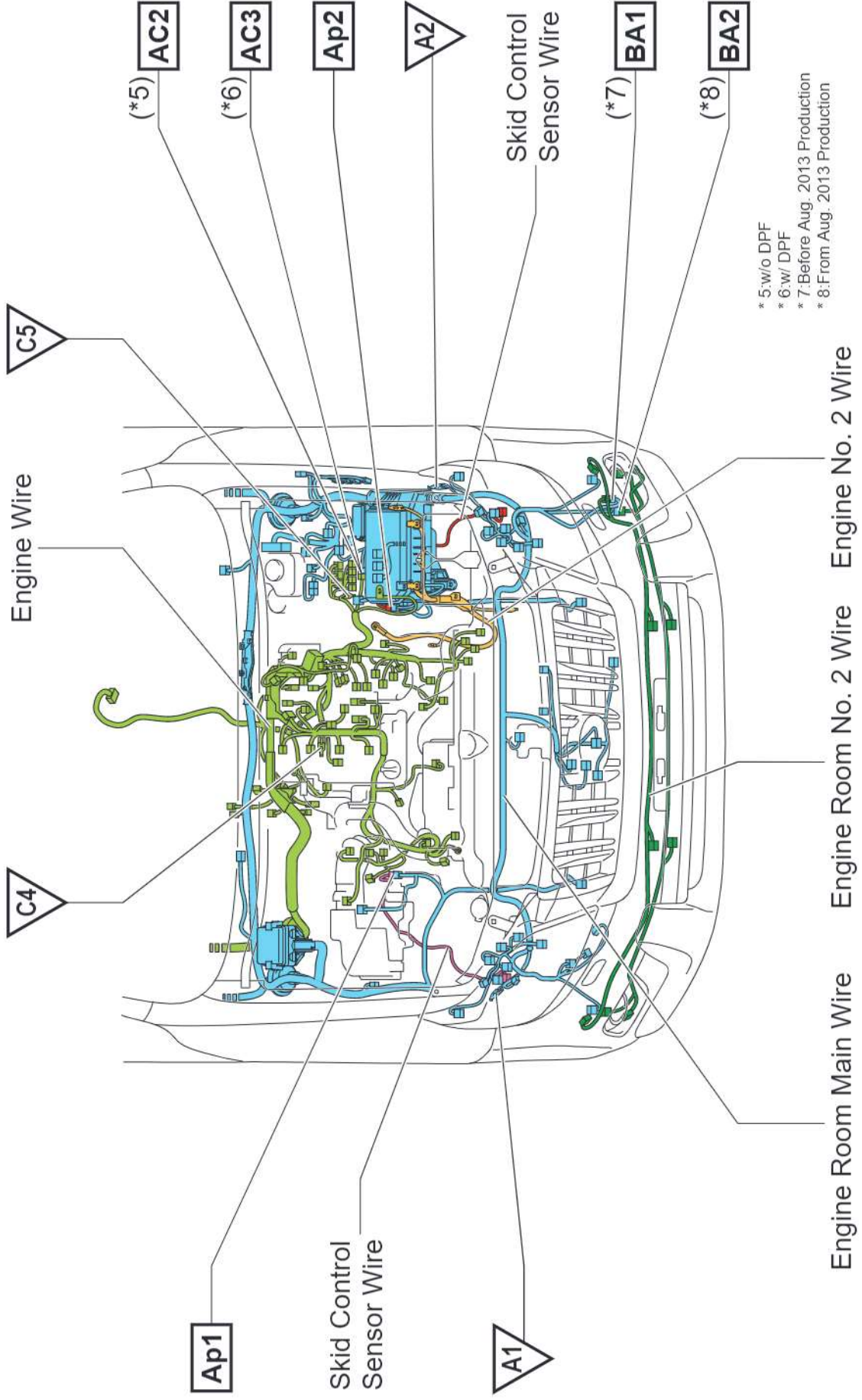
- C 85 Fuel Temperature Sensor
- C 86 Electric EGR Control Valve Sensor
- C 87 Nozzle Vane Position Sensor
- C 88 Injector Driver
- C 89 Injector Driver
- C 94 Viscous with Magnet Clutch Heater Assembly
- C 95 Starter Assembly
- C 96 Engine Oil Pressure Switch Assembly
- C 97 Generator Assembly
- C 98 Glow Plug Assembly
- C 99 Injector Driver
- C115 Fuel Injector Assembly No. 1
- C116 Fuel Injector Assembly No. 2
- C117 Fuel Injector Assembly No. 3
- C118 Fuel Injector Assembly No. 4
- C119 Crank Position Sensor
- C120 No. 2 EGR Valve Assembly
- C121 Injector Driver
- C122 Injector Driver
- C123 Oil Pressure Sender Gage Assembly
- C124 Injector Driver
- C125 Injector Driver
- C126 Exhaust Fuel Addition Injector Assembly
- C127 Electric EGR Control Valve Assembly
- C128 VSV (for EGR Cooler)
- C129 Differential Pressure Sensor Assembly
- C130 Oil Pressure Switching Valve Assembly
- C131 Air Fuel Ratio Sensor
- C132 Glow Plug Assembly
- C133 No. 2 Exhaust Gas Temperature Sensor
- C134 No. 3 Exhaust Gas Temperature Sensor
- C135 No. 1 Exhaust Gas Temperature Sensor
- C141 DC Motor
- C142 No. 2 EGR Valve Assembly
- C143 VSV (for No. 1 Swirl Control Valve)
- C147 Transmission Revolution Sensor (Counter Gear)
- C148 Transmission Revolution Sensor (Turbine)
- C156 Vane Pump Assembly

Position of Parts in Engine Compartment (LHD 1KD-FTV) (Before Aug. 2017 Production)

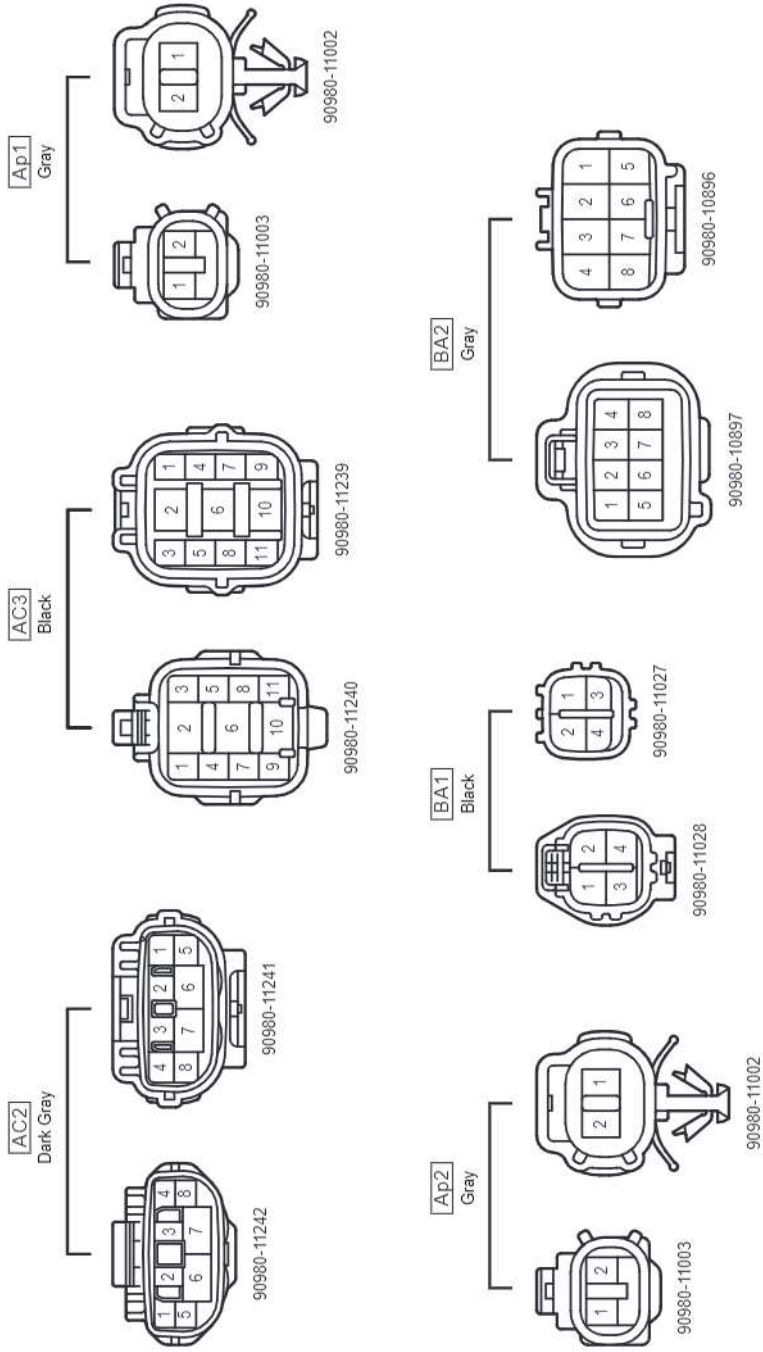


Position of Parts in Engine Compartment (LHD 1KD-FTV) (Before Aug. 2017 Production)

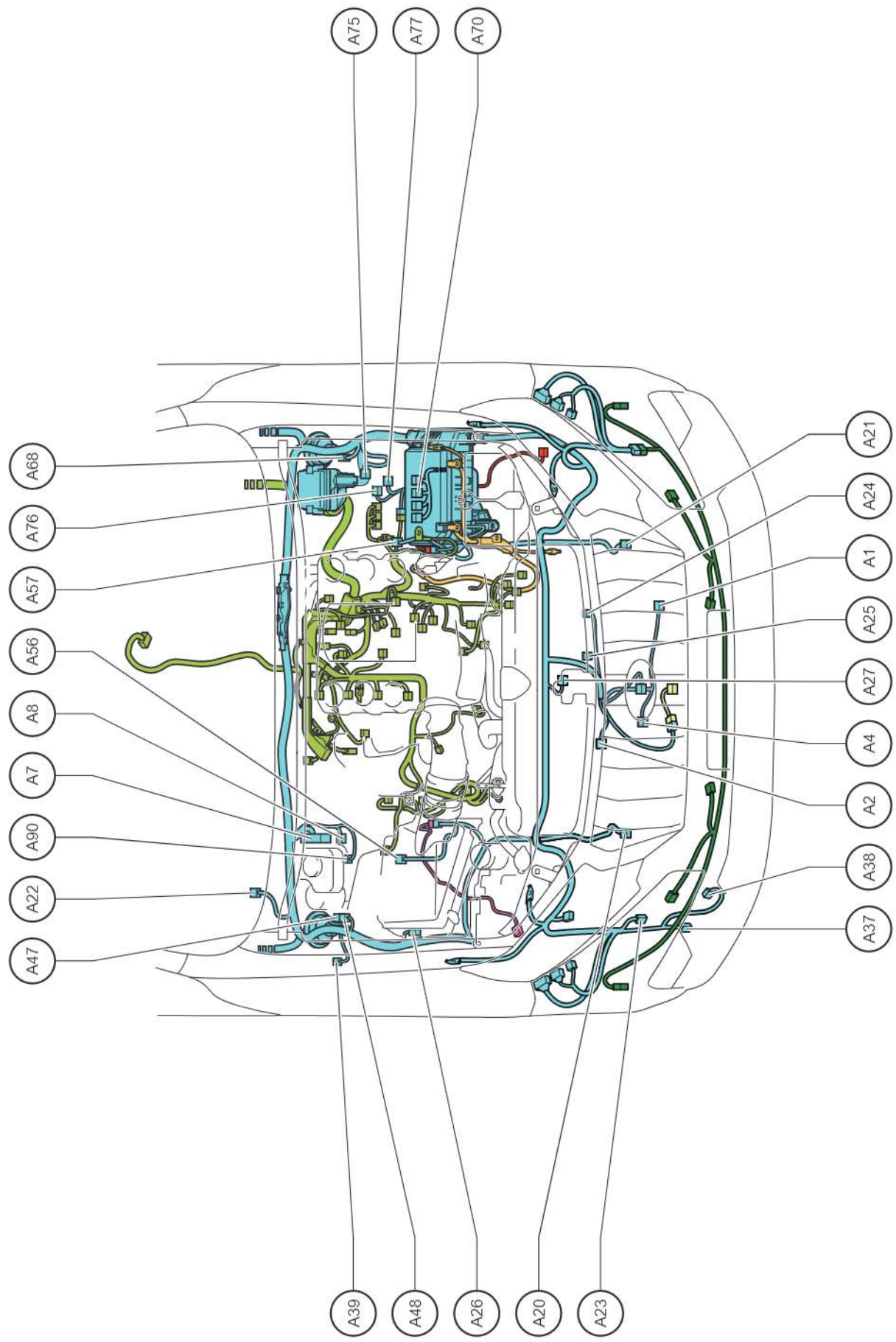




Wire and Wire , Ground Points in Engine Compartment (LHD 1KD-FTV) (Before Aug. 2017 Production)

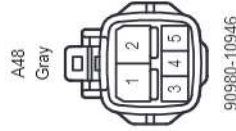
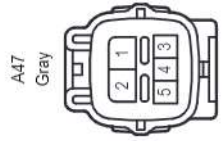
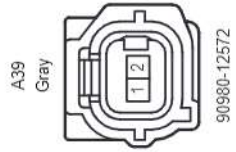
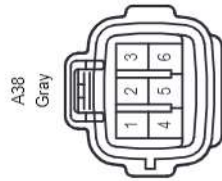
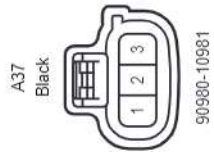
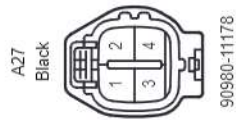
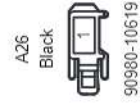
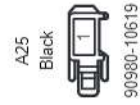
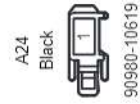
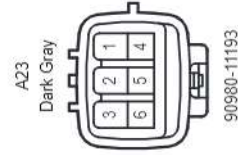
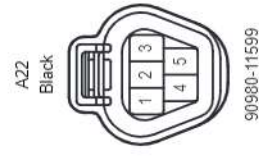
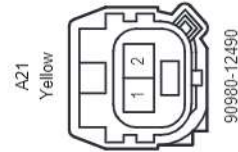
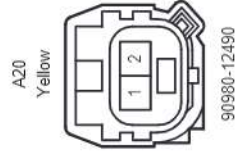
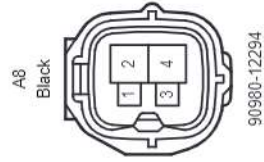
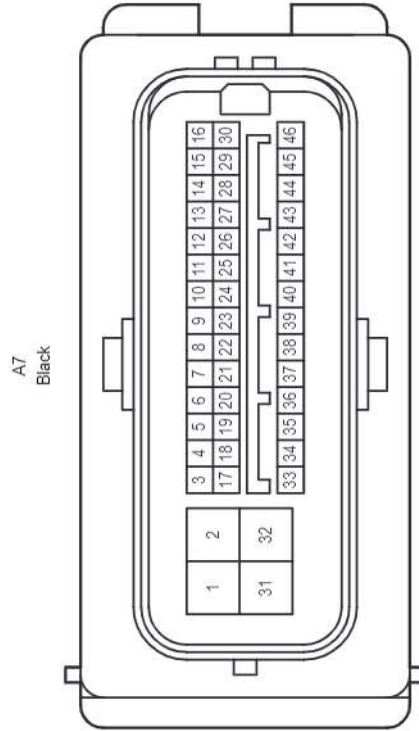
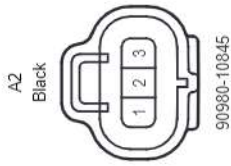


Position of Parts in Engine Compartment (RHD 1KD-FTV) (From Aug. 2017 Production)



- A 1 Ambient Temperature Sensor
- A 2 A/C Pressure Sensor
- A 4 Condenser Fan Motor (With Shroud Blower Assembly)
- A 7 Brake Actuator Assembly
- A 8 Brake Actuator Assembly
- A 20 Front Airbag Sensor RH
- A 21 Front Airbag Sensor LH
- A 22 Windshield Wiper Motor Assembly
- A 23 Windshield Washer Motor and Pump Assembly
- A 24 Low Pitched Horn Assembly
- A 25 High Pitched Horn Assembly
- A 26 Security Horn Assembly
- A 27 Engine Hood Courtesy Switch
- A 37 Headlight Cleaner Motor and Pump Assembly
- A 38 Headlight Cleaner Control Relay
- A 39 Wireless Door Lock Buzzer
- A 47 Short Connector
- A 48 Short Connector
- A 56 Front Absorber Control Actuator RH
- A 57 Front Absorber Control Actuator LH
- A 68 Junction Connector
- A 70 Junction Connector
- A 75 Level Warning Switch (Fuel Filter Assembly)
- A 76 Fuel Filter Warning Switch
- A 77 Fuel Heater Assembly
- A 90 Brake Fluid Level Warning Switch (Brake Master Cylinder Reservoir Assembly)

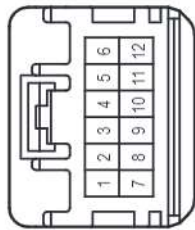
Position of Parts in Engine Compartment (RHD 1KD-FTV) (From Aug. 2017 Production)



cardiagn.com

Position of Parts in Engine Compartment (RHD 1KD-FTV) (From Aug. 2017 Production)

A70
White



90980-12737

A75
Gray



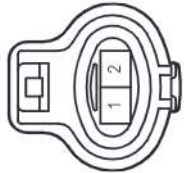
90980-11003

A76
Black



90980-12416

A77
Gray



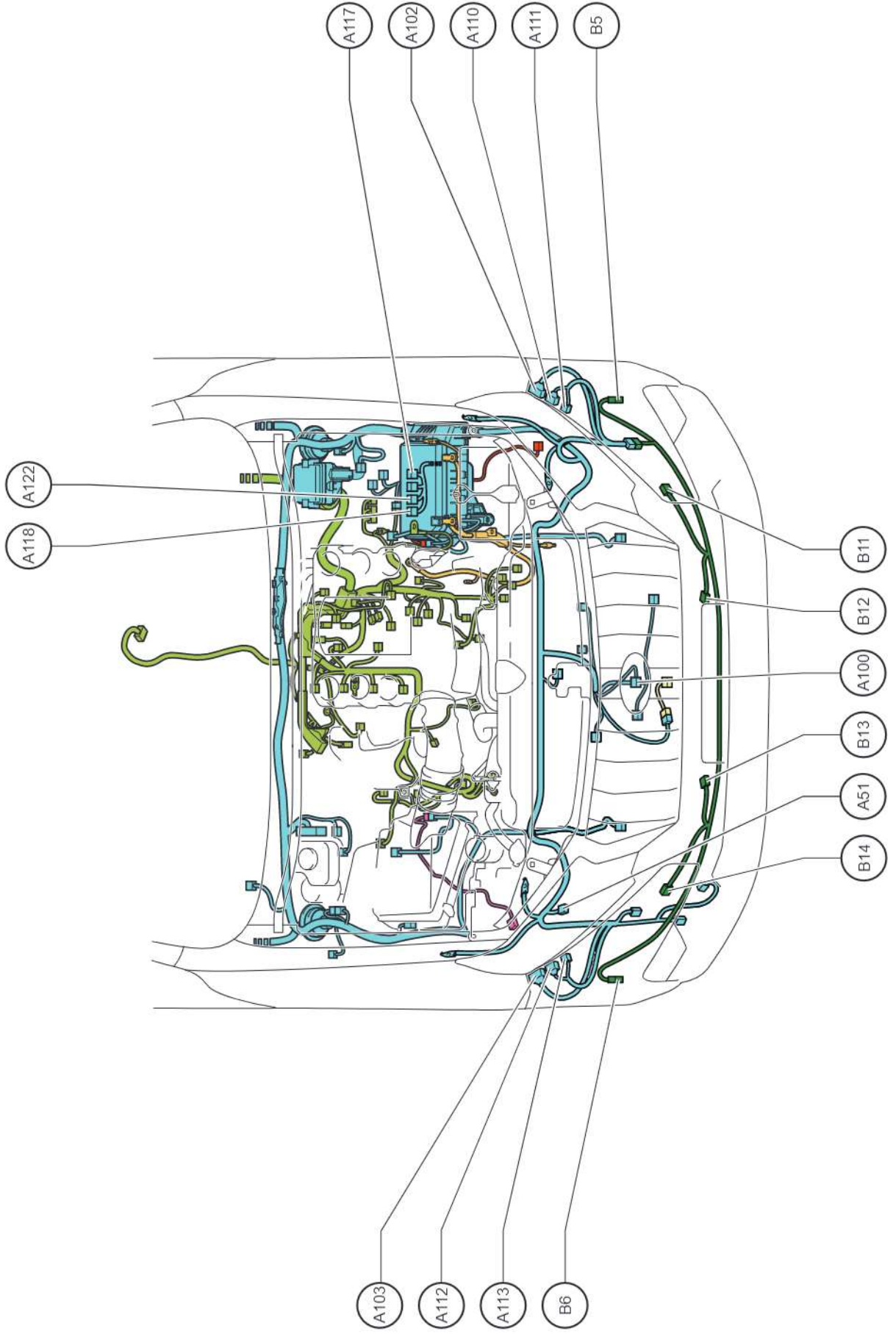
90980-10928

A90
Gray



90980-12B06

Position of Parts in Engine Compartment (RHD 1KD-FTV) (From Aug. 2017 Production)



Position of Parts in Engine Compartment (RHD 1KD-FTV) (From Aug. 2017 Production)

- A 51 Noise Filter (Condenser Fan)
- A100 Millimeter Wave Radar Sensor Assembly
- A102 Headlight Assembly LH (Headlamp Computer Sub-Assembly Main)
- A103 Headlight Assembly RH (Headlamp Computer Sub-Assembly Sub)
- A110 Headlight Assembly LH
- A111 Headlight Assembly LH
- A112 Headlight Assembly RH
- A113 Headlight Assembly RH
- A117 Junction Connector
- A118 Junction Connector
- A122 Junction Connector
- B 5 Fog Light Assembly LH
- B 6 Fog Light Assembly RH
- B 11 Front No. 1 Ultrasonic Sensor LH
- B 12 Front No. 1 Ultrasonic Sensor Center LH
- B 13 Front No. 1 Ultrasonic Sensor Center RH
- B 14 Front No. 1 Ultrasonic Sensor RH

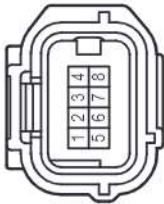
Position of Parts in Engine Compartment (RHD 1KD-FTV) (From Aug. 2017 Production)

A51
Gray



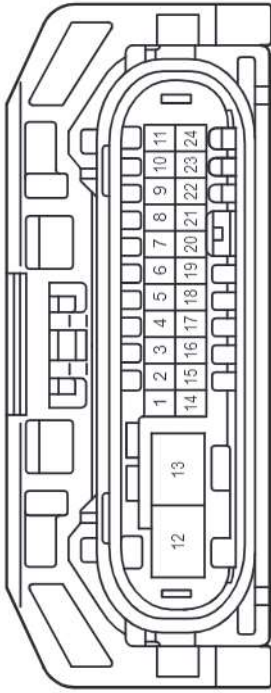
90980-10843

A100
Black



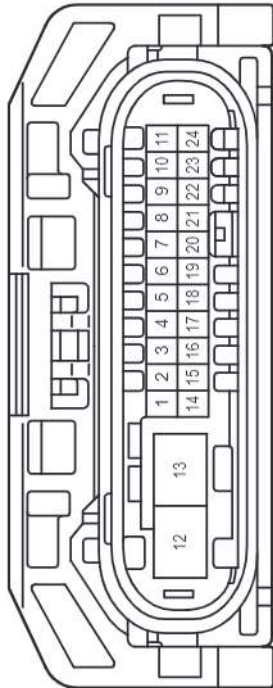
90980-12520

A102
Gray



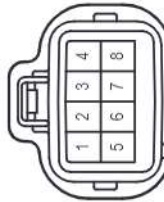
90980-12A92

A103
Gray



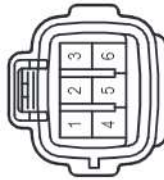
90980-12A92

A110
Gray



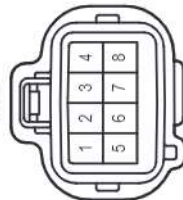
90980-10897

A111
Gray



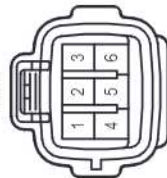
90980-11194

A112
Gray



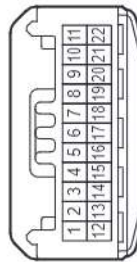
90980-10897

A113
Gray

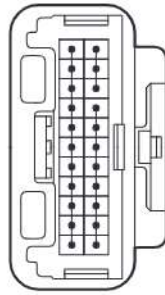


90980-11194

A117
White



90980-12B54



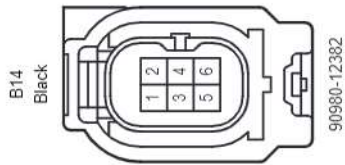
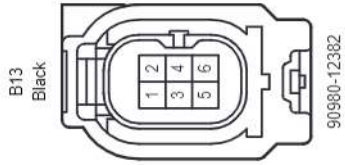
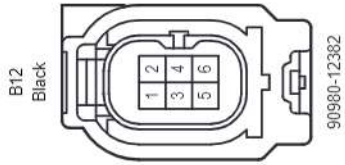
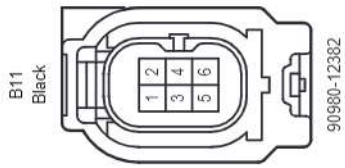
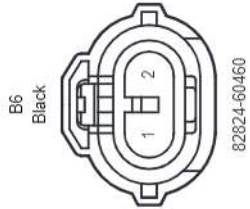
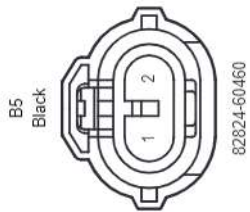
A118
Gray



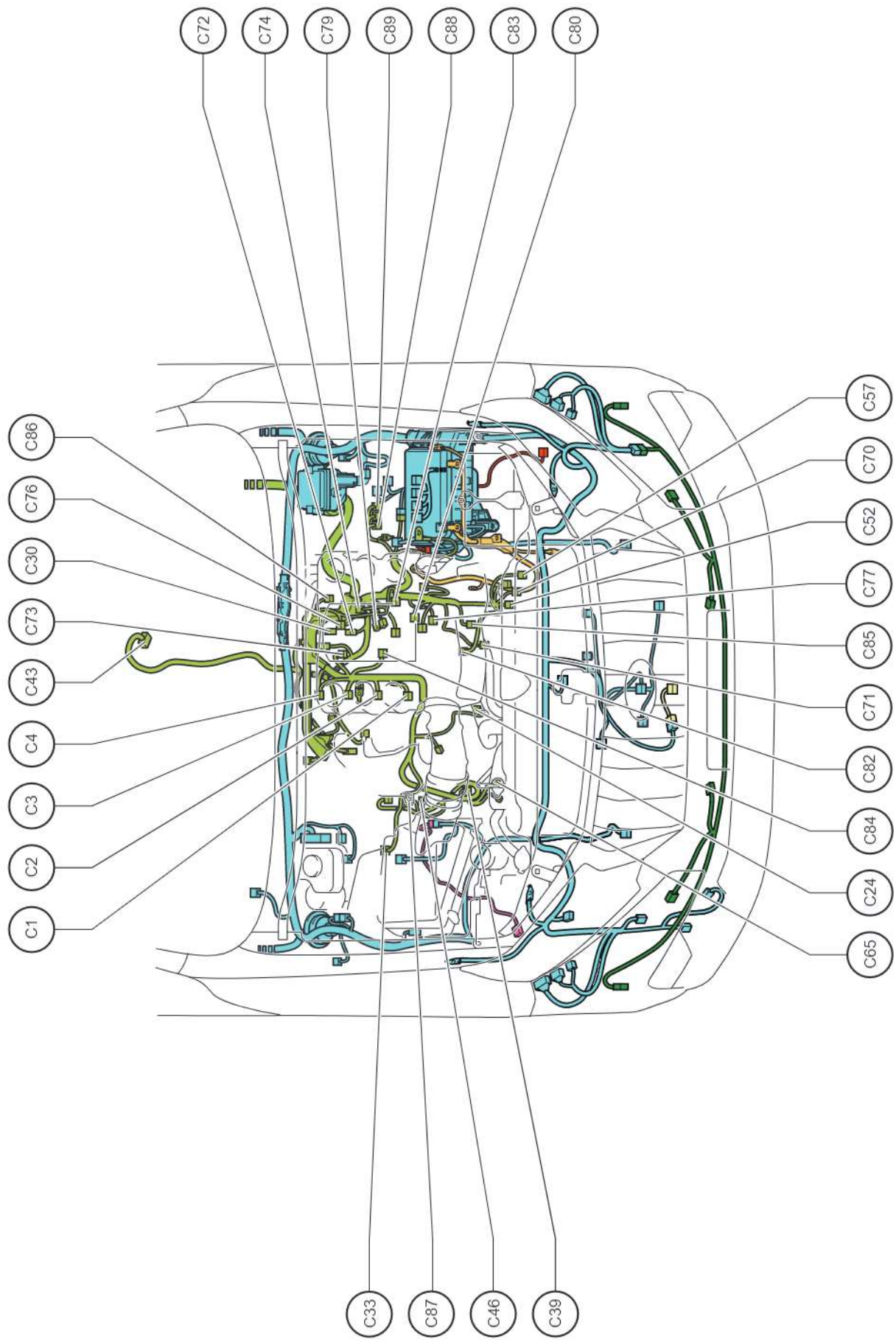
A122
Black



Position of Parts in Engine Compartment (RHD 1KD-FTV) (From Aug. 2017 Production)

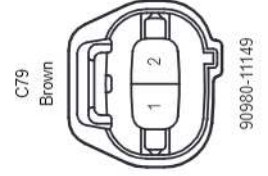
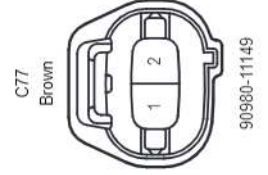
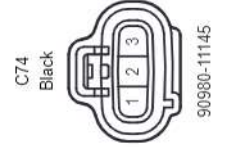
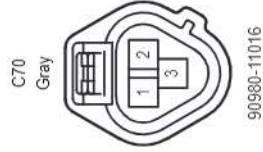
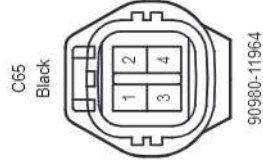
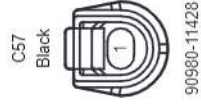
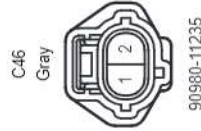
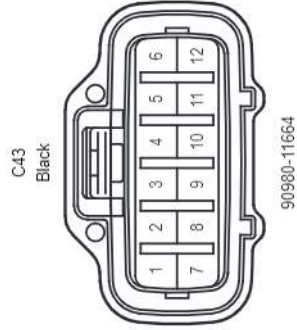
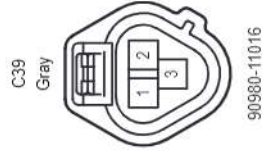
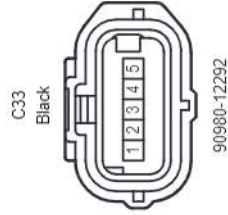
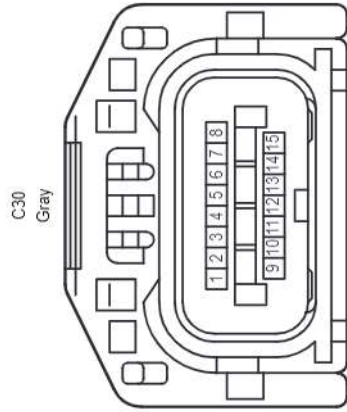
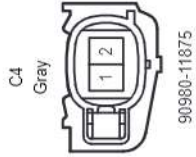
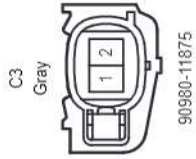
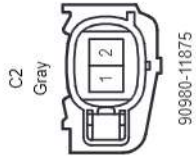
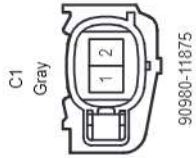


Position of Parts in Engine Compartment (RHD 1KD-FTV) (From Aug. 2017 Production)



- C 1 Fuel Injector Assembly No. 1
- C 2 Fuel Injector Assembly No. 2
- C 3 Fuel Injector Assembly No. 3
- C 4 Fuel Injector Assembly No. 4
- C 24 E.F.I. Engine Coolant Temperature Sensor
- C 30 Electronically Controlled Transmission Solenoid
- C 33 Intake Mass Air Flow Meter Sub-Assembly
- C 39 Cooler Compressor Assembly
- C 43 Transfer Shift Actuator Assembly
- C 46 Engine Oil Level Sensor
- C 52 Cam Position Sensor
- C 57 Power Steering Oil Pressure Switch
- C 65 Generator Assembly
- C 70 Crank Position Sensor
- C 71 Suction Control Valve
- C 72 Pressure Discharge Valve
- C 73 Diesel Throttle Body Assembly
- C 74 Diesel Throttle Body Assembly
- C 76 Electric Vacuum Regulating Valve Assembly
- C 77 VSV (for EGR Cut)
- C 79 VSV (for No. 2 Swirl Control Valve)
- C 80 VSV (for Engine Mounting)
- C 82 Fuel Pressure Sensor
- C 83 Vacuum Sensor (Diesel Turbo Pressure Sensor)
- C 84 Intake Air Temperature Sensor
- C 85 Fuel Temperature Sensor
- C 86 Electric EGR Control Valve Sensor
- C 87 Nozzle Vane Position Sensor
- C 88 Injector Driver
- C 89 Injector Driver


Position of Parts in Engine Compartment (RHD 1KD-FTV) (From Aug. 2017 Production)



cardiagn.com

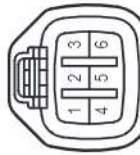
Position of Parts in Engine Compartment (RHD 1KD-FTV) (From Aug. 2017 Production)

C87
Black



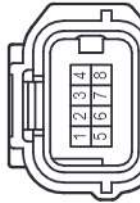
90980-12303

C88
Dark Grey



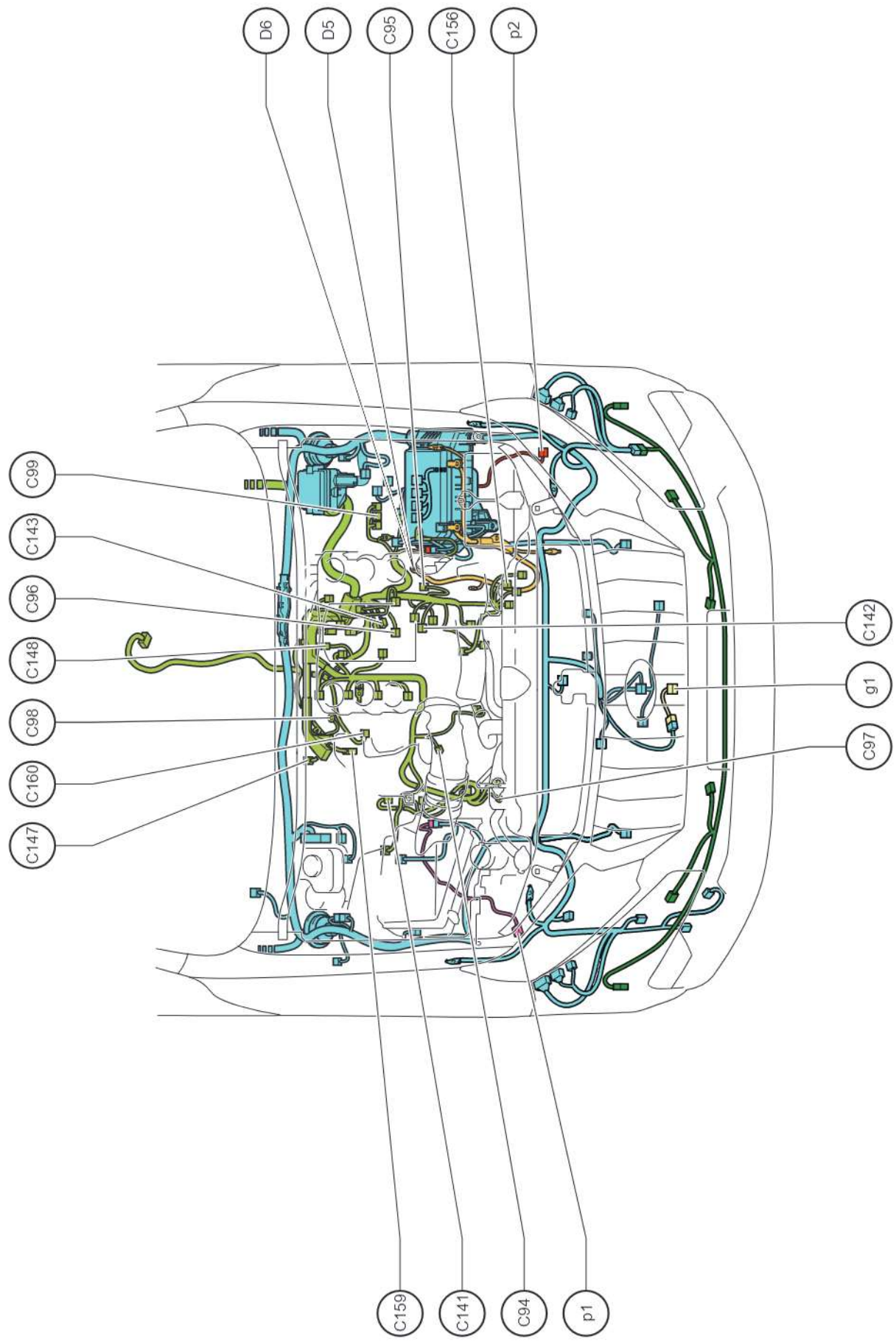
90980-11144

C89
Grey



90980-12520

Position of Parts in Engine Compartment (RHD 1KD-FTV) (From Aug. 2017 Production)



- C 94 Viscous with Magnet Clutch Heater Assembly
- C 95 Starter Assembly
- C 96 Engine Oil Pressure Switch Assembly
- C 97 Generator Assembly
- C 98 Glow Plug Assembly
- C 99 Injector Driver
- C141 DC Motor
- C142 No. 2 EGR Valve Assembly
- C143 VSV (for No. 1 Swirl Control Valve)
- C147 Transmission Revolution Sensor (Counter Gear)
- C148 Transmission Revolution Sensor (Turbine)
- C156 Vane Pump Assembly
- C159 Park/Neutral Position Switch
- C160 Back-Up Light Switch Assembly
- D 5 Starter Assembly
- D 6 Starter Assembly
- g 1 Front Television Camera Assembly
- p 1 Front Speed Sensor RH
- p 2 Front Speed Sensor LH

Position of Parts in Engine Compartment (RHD 1KD-FTV) (From Aug. 2017 Production)

C94
Gray
1
90980-11271

C95
Black
1
90980-11184

C96
Black
1
90980-11363

C97
1

C98
1

C99
Black
1 2 3 4 5 6
90980-11194

C141
Black
1 2
90980-12B06

C142
Gray
1 2
90980-12B06

C143
Gray
1 2
90980-12B06

C147
Black
1 2
90980-12B06

C148
Black
1 2
90980-12B06

C156
Black
1 2
90980-12B06

C159
Gray
1 2 3 4 5 6 7 8 9
90980-12A23

C160
White
1 2
90980-12B06

D5
1

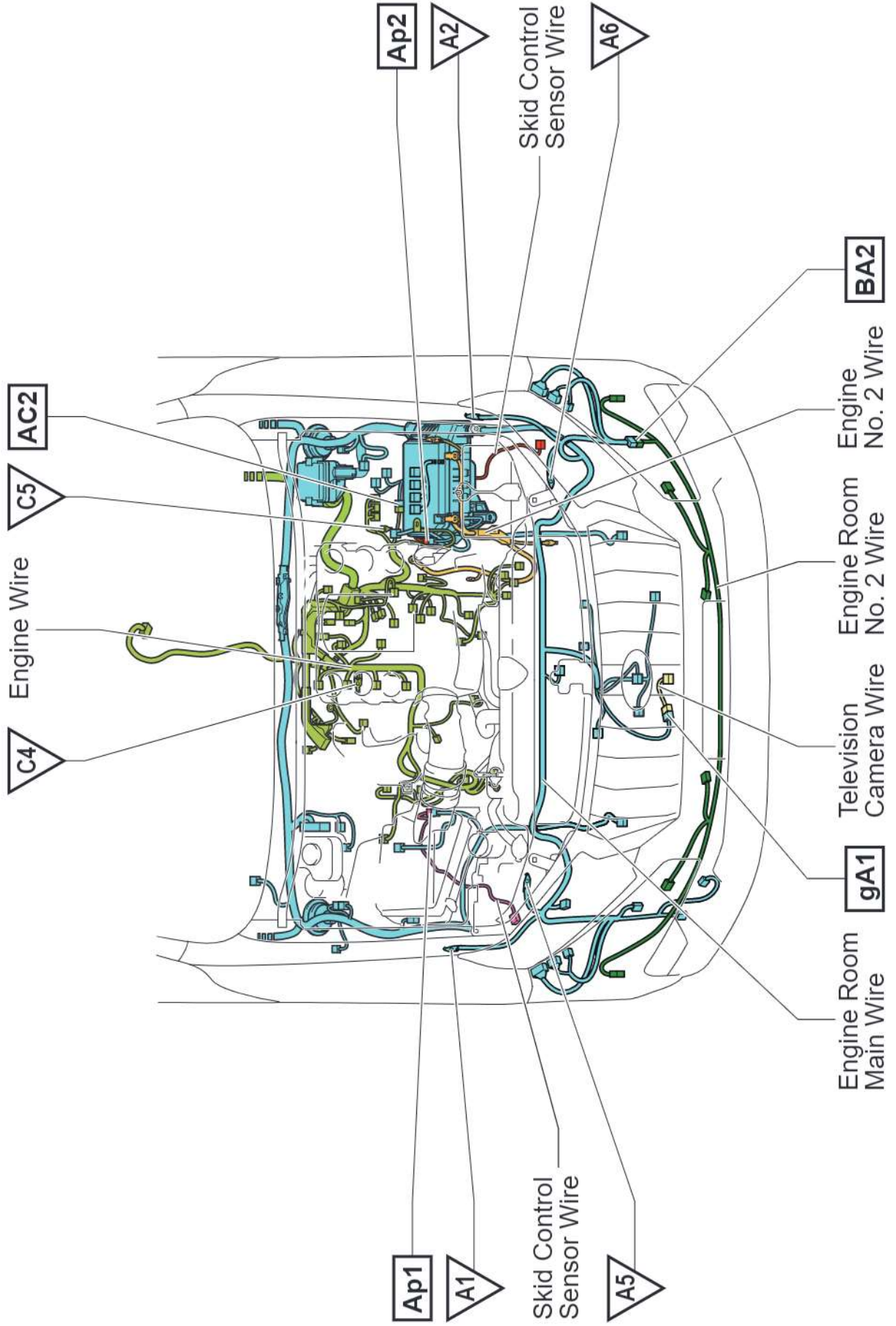
D6
1

g1
Black
1 2 3 4 5 6
90980-12A59

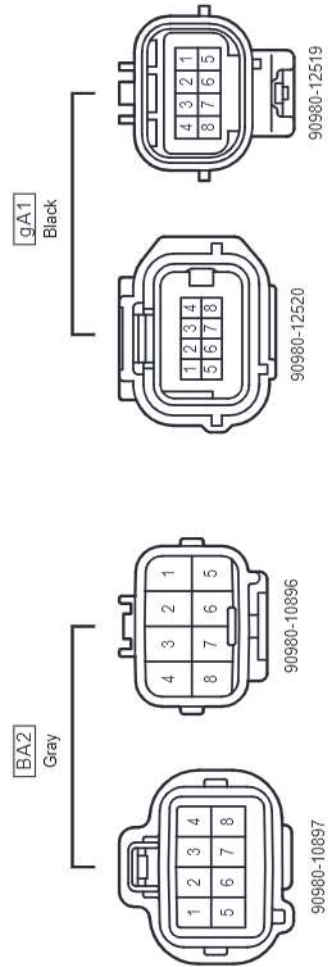
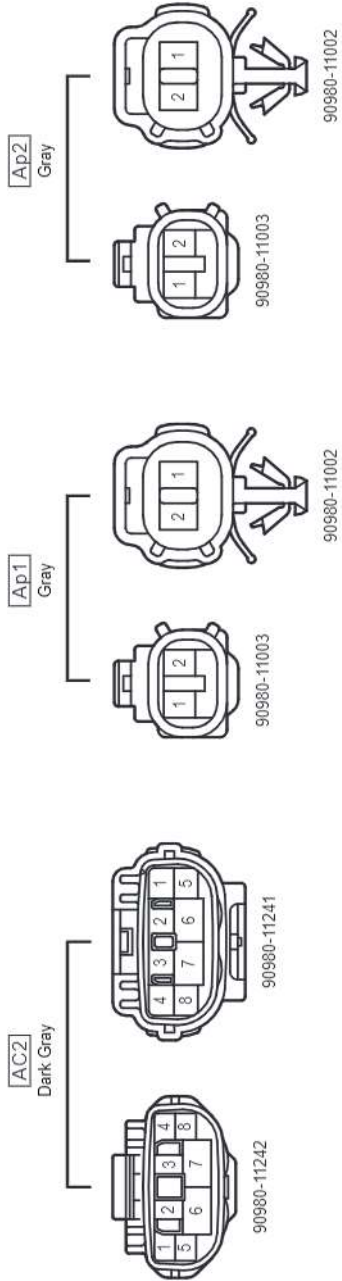
p1
Black
1 2
90980-11900

p2
Black
1 2
90980-11900

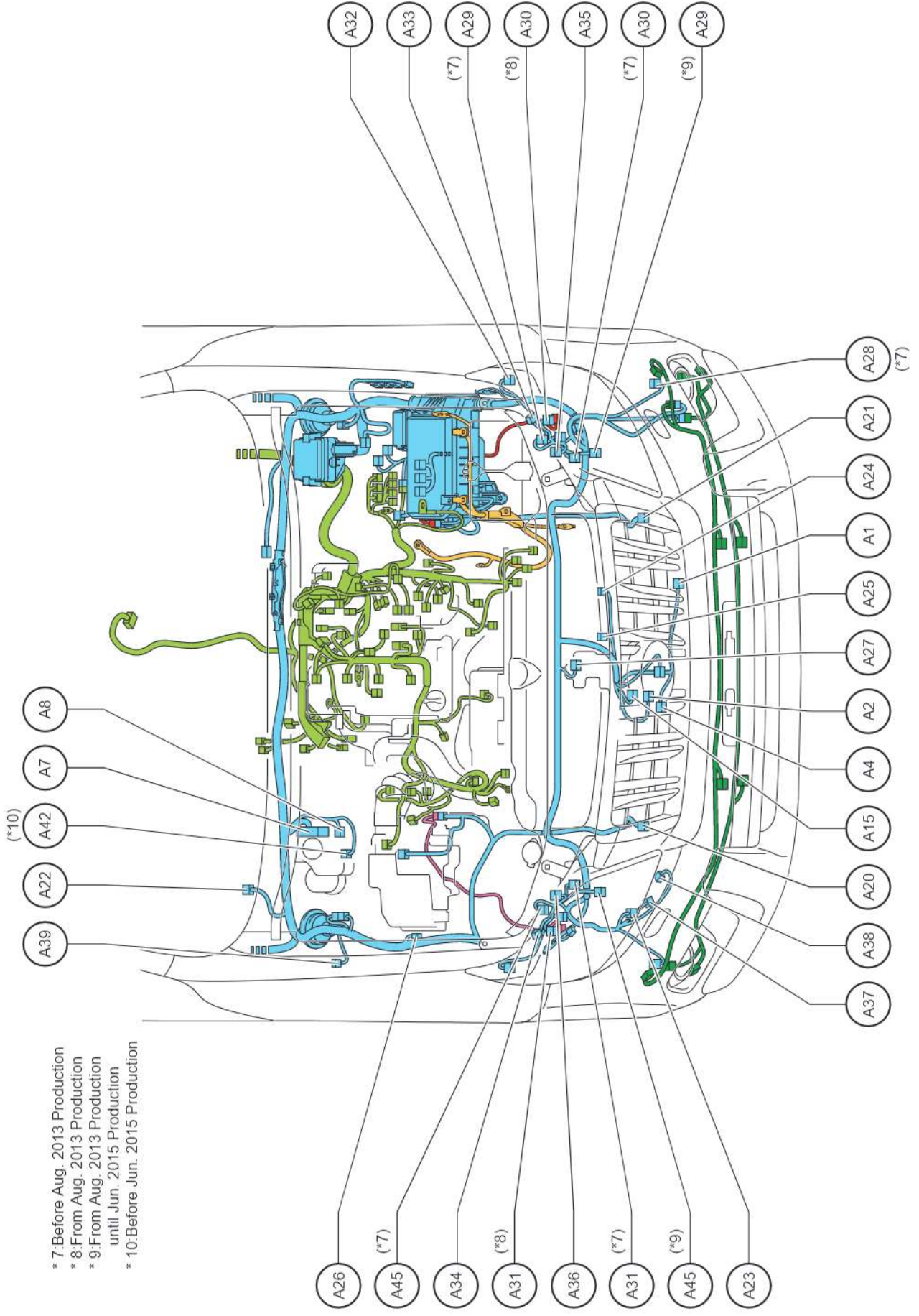
cardiagn.com



Wire and Wire , Ground Points in Engine Compartment (RHD 1KD-F-TV) (From Aug. 2017 Production)



Position of Parts in Engine Compartment (RHD 1KD-FTV) (Before Aug. 2017 Production)

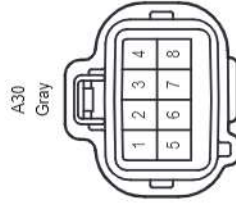
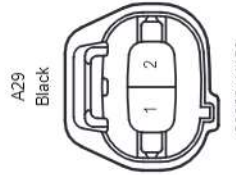
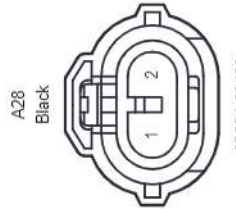
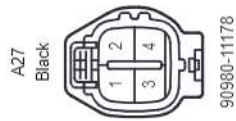
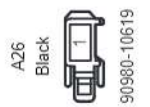
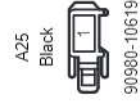
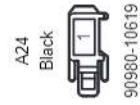
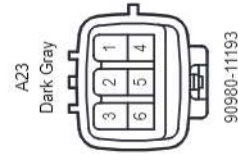
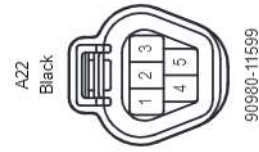
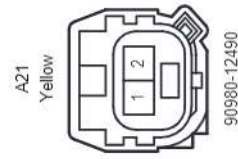
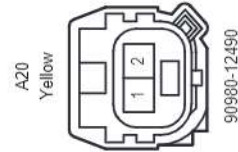
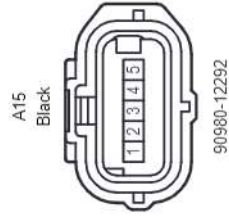
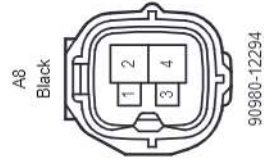
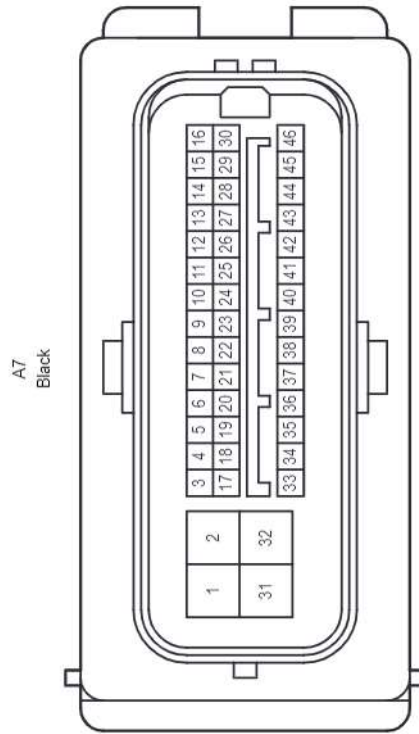
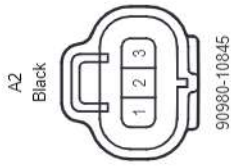


- * 7: Before Aug. 2013 Production
- * 8: From Aug. 2013 Production
- * 9: From Aug. 2013 Production until Jun. 2015 Production
- * 10: Before Jun. 2015 Production

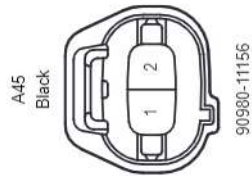
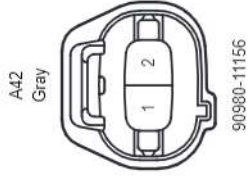
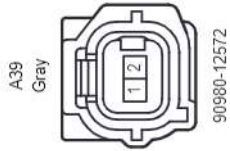
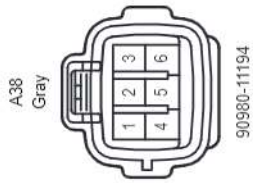
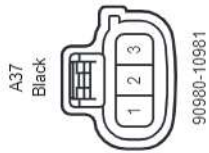
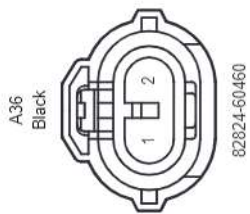
Position of Parts in Engine Compartment (RHD 1KD-FTV) (Before Aug. 2017 Production)

- A 1 Ambient Temperature Sensor
- A 2 A/C Pressure Sensor
- A 4 Condenser Fan Motor (With Shroud Blower Assembly)
- A 7 Brake Actuator Assembly
- A 8 Brake Actuator Assembly
- A 15 Millimeter Wave Radar Sensor Assembly
- A 20 Front Airbag Sensor RH
- A 21 Front Airbag Sensor LH
- A 22 Windshield Wiper Motor Assembly
- A 23 Windshield Washer Motor and Pump Assembly
- A 24 Low Pitched Horn Assembly
- A 25 High Pitched Horn Assembly
- A 26 Security Horn Assembly
- A 27 Engine Hood Courtesy Switch
- A 28 Fog Light Assembly LH
- A 29 Headlight Assembly LH
- A 30 Headlight Assembly LH
- A 31 Headlight Assembly RH
- A 32 Headlight Assembly LH
- A 33 Headlight Assembly LH
- A 34 Headlight Assembly RH
- A 35 Headlight Assembly LH
- A 36 Headlight Assembly RH
- A 37 Headlight Cleaner Motor and Pump Assembly
- A 38 Headlight Cleaner Control Relay
- A 39 Wireless Door Lock Buzzer
- A 42 Brake Fluid Level Warning Switch (Brake Master Cylinder Reservoir Assembly)
- A 45 Headlight Assembly RH

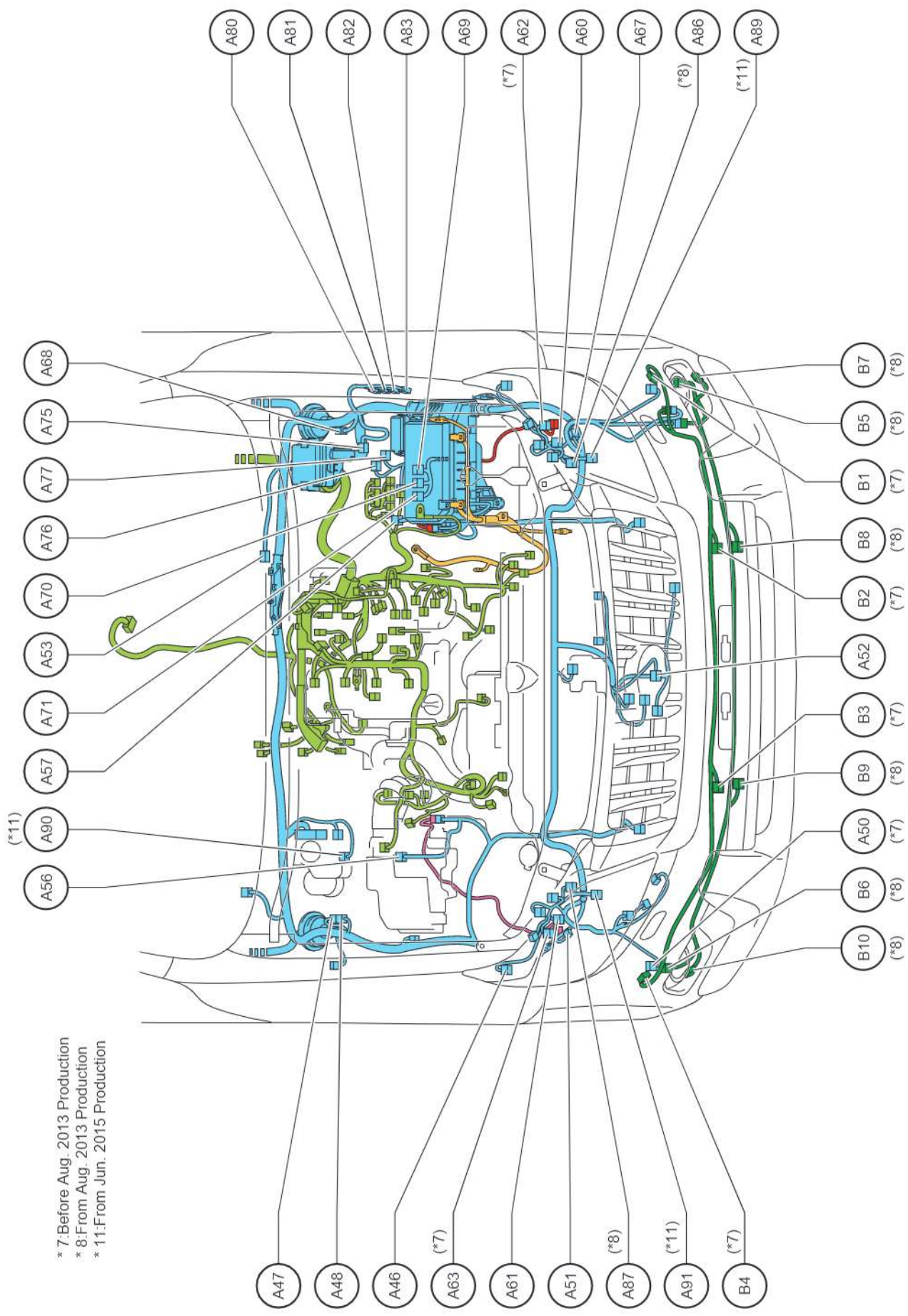
Position of Parts in Engine Compartment (RHD 1KD-FTV) (Before Aug. 2017 Production)



Position of Parts in Engine Compartment (RHD 1KD-FTV) (Before Aug. 2017 Production)



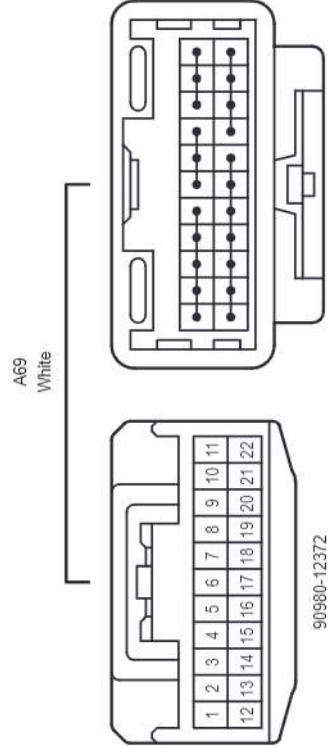
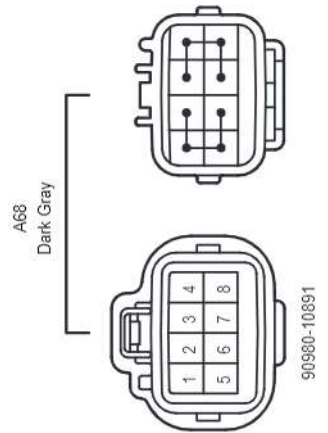
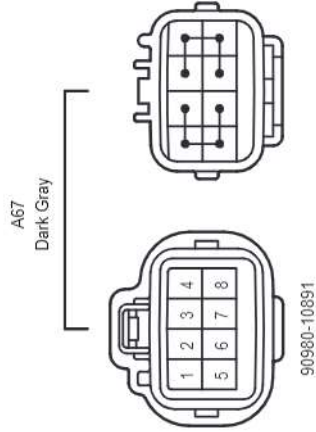
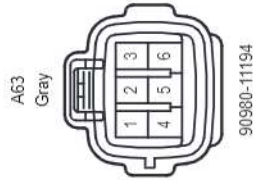
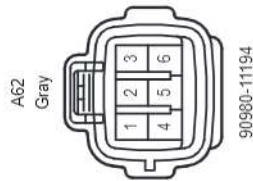
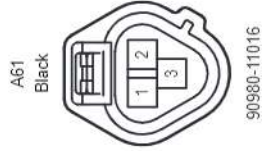
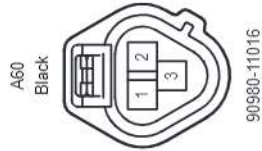
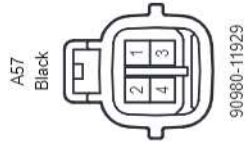
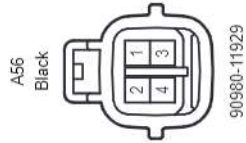
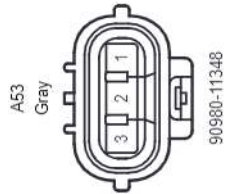
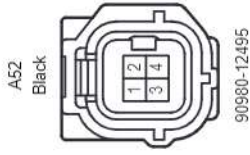
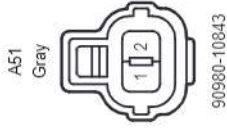
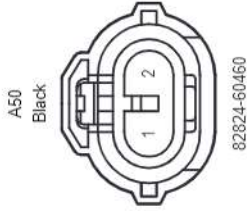
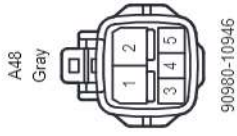
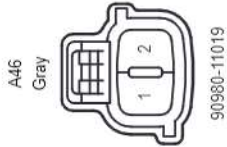
Position of Parts in Engine Compartment (RHD 1KD-FTV) (Before Aug. 2017 Production)



* 7: Before Aug. 2013 Production
 * 8: From Aug. 2013 Production
 * 11: From Jun. 2015 Production

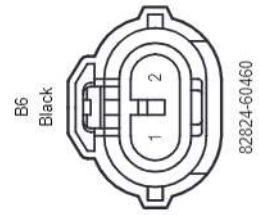
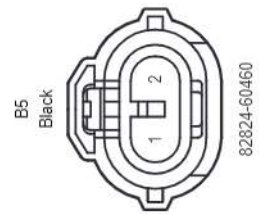
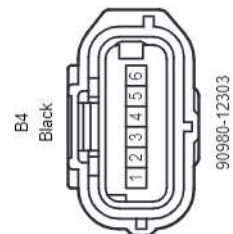
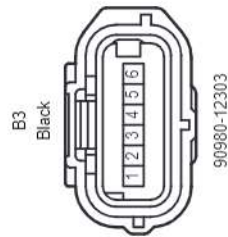
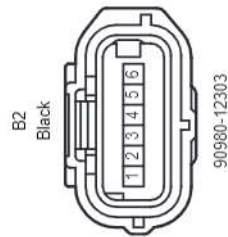
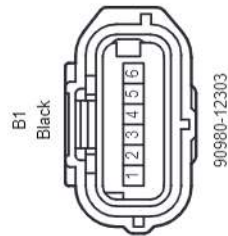
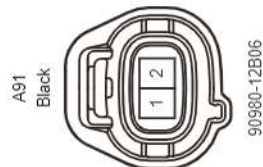
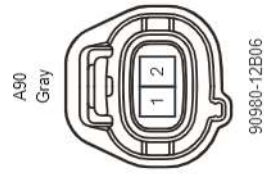
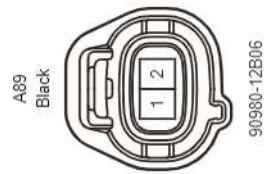
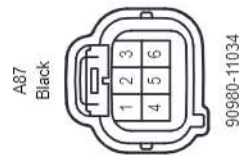
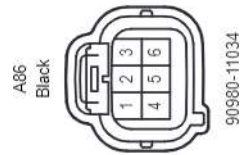
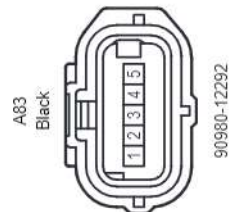
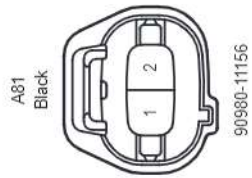
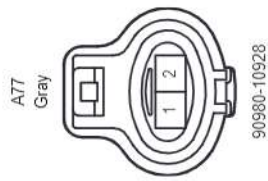

A 46	Headlight Assembly RH
A 47	Short Connector
A 48	Short Connector
A 50	Fog Light Assembly RH
A 51	Noise Filter (Condenser Fan)
A 52	Front Television Camera Assembly
A 53	Front Wiper Deicer (Windshield Glass)
A 56	Front Absorber Control Actuator RH
A 57	Front Absorber Control Actuator LH
A 60	Headlight Assembly LH
A 61	Headlight Assembly RH
A 62	Headlight Assembly LH
A 63	Headlight Assembly RH
A 67	Junction Connector
A 68	Junction Connector
A 69	Junction Connector
A 70	Junction Connector
A 71	Junction Connector
A 75	Level Warning Switch (Fuel Filter Assembly)
A 76	Fuel Filter Warning Switch
A 77	Fuel Heater Assembly
A 80	Glow Plug Controller
A 81	Glow Plug Controller
A 82	Glow Plug Controller
A 83	Glow Plug Controller
A 86	Headlight Assembly LH
A 87	Headlight Assembly RH
A 89	Headlight Assembly LH
A 90	Brake Fluid Level Warning Switch (Brake Master Cylinder Reservoir Assembly)
A 91	Headlight Assembly RH
B 1	Front No. 1 Ultrasonic Sensor LH
B 2	Front No. 1 Ultrasonic Sensor Center LH
B 3	Front No. 1 Ultrasonic Sensor Center RH
B 4	Front No. 1 Ultrasonic Sensor RH
B 5	Fog Light Assembly LH
B 6	Fog Light Assembly RH
B 7	Front No. 1 Ultrasonic Sensor LH
B 8	Front No. 1 Ultrasonic Sensor Center LH

Position of Parts in Engine Compartment (RHD 1KD-FTV) (Before Aug. 2017 Production)



cardiagn.com

Position of Parts in Engine Compartment (RHD 1KD-FV) (Before Aug. 2017 Production)



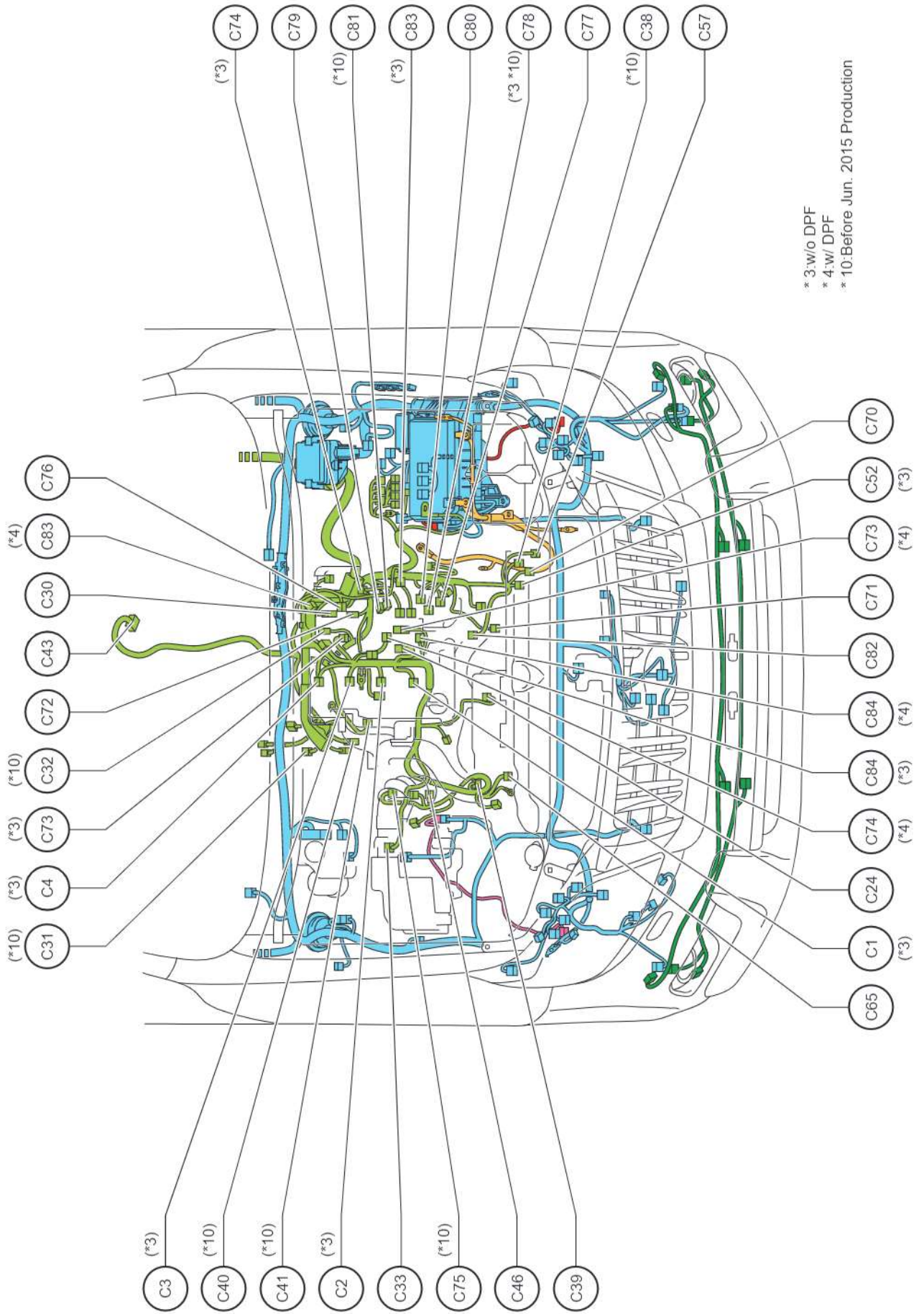
cardiagn.com

B8
Black

B9
Black

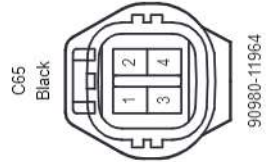
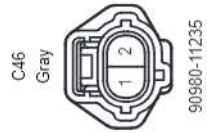
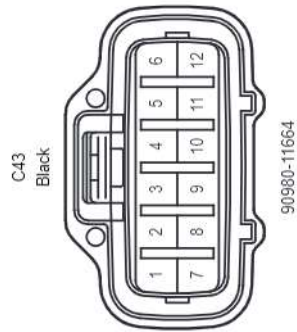
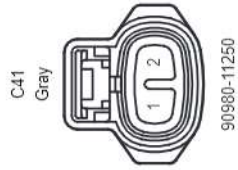
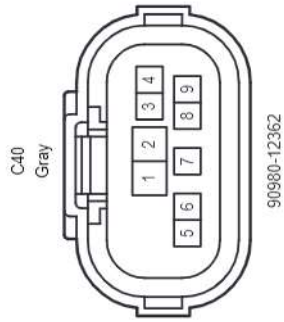
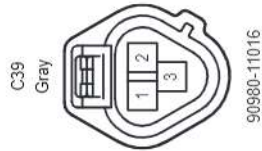
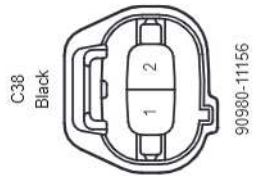
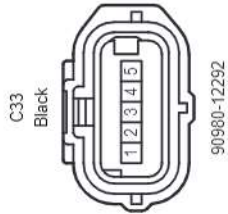
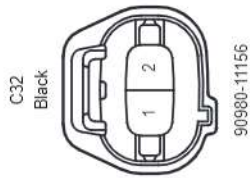
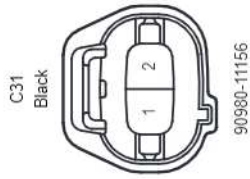
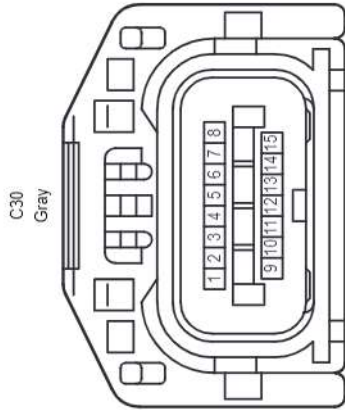
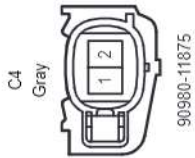
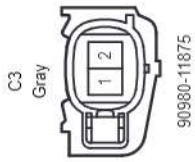
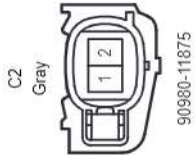
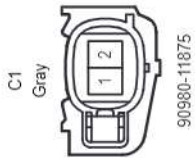
B10
Black

Position of Parts in Engine Compartment (RHD 1KD-FTV) (Before Aug. 2017 Production)



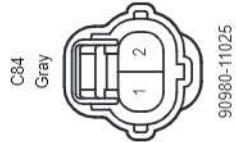
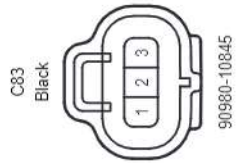
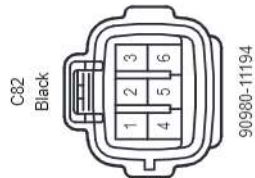
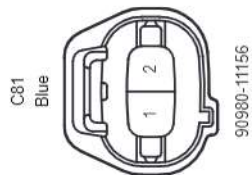
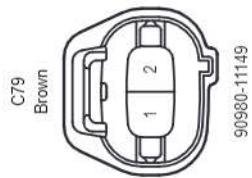
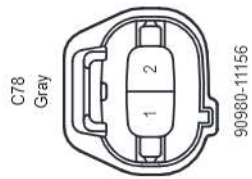
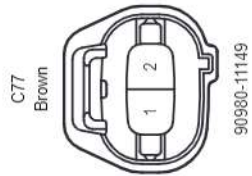
- C 1 Fuel Injector Assembly No. 1
- C 2 Fuel Injector Assembly No. 2
- C 3 Fuel Injector Assembly No. 3
- C 4 Fuel Injector Assembly No. 4
- C 24 E.F.I. Engine Coolant Temperature Sensor
- C 30 Electronically Controlled Transmission Solenoid
- C 31 Transmission Revolution Sensor (Counter Gear)
- C 32 Transmission Revolution Sensor (Turbine)
- C 33 Intake Mass Air Flow Meter Sub-Assembly
- C 38 Vane Pump Assembly
- C 39 Cooler Compressor Assembly
- C 40 Park/Neutral Position Switch
- C 41 Back-Up Light Switch Assembly
- C 43 Transfer Shift Actuator Assembly
- C 46 Engine Oil Level Sensor
- C 52 Cam Position Sensor
- C 57 Power Steering Oil Pressure Switch
- C 65 Generator Assembly
- C 70 Crank Position Sensor
- C 71 Suction Control Valve
- C 72 Pressure Discharge Valve
- C 73 Diesel Throttle Body Assembly
- C 74 Diesel Throttle Body Assembly
- C 75 DC Motor
- C 76 Electric Vacuum Regulating Valve Assembly
- C 77 VSV (for EGR Cut)
- C 78 No. 2 EGR Valve Assembly
- C 79 VSV (for No. 2 Swirl Control Valve)
- C 80 VSV (for Engine Mounting)
- C 81 VSV (for No. 1 Swirl Control Valve)
- C 82 Fuel Pressure Sensor
- C 83 Vacuum Sensor (Diesel Turbo Pressure Sensor)
- C 84 Intake Air Temperature Sensor

Position of Parts in Engine Compartment (RHD 1KD-FTV) (Before Aug. 2017 Production)



cardiagn.com

Position of Parts in Engine Compartment (RHD 1KD-FTV) (Before Aug. 2017 Production)



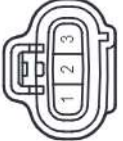
C 85	Fuel Temperature Sensor
C 86	Electric EGR Control Valve Sensor
C 87	Nozzle Vane Position Sensor
C 88	Injector Driver
C 89	Injector Driver
C 94	Viscous with Magnet Clutch Heater Assembly
C 95	Starter Assembly
C 96	Engine Oil Pressure Switch Assembly
C 97	Generator Assembly
C 98	Glow Plug Assembly
C 99	Injector Driver
C115	Fuel Injector Assembly No. 1
C116	Fuel Injector Assembly No. 2
C117	Fuel Injector Assembly No. 3
C118	Fuel Injector Assembly No. 4
C119	Crank Position Sensor
C120	No. 2 EGR Valve Assembly
C121	Injector Driver
C122	Injector Driver
C123	Oil Pressure Sender Gage Assembly
C124	Injector Driver
C125	Injector Driver
C126	Exhaust Fuel Addition Injector Assembly
C127	Electric EGR Control Valve Assembly
C128	VSV (for EGR Cooler)
C129	Differential Pressure Sensor Assembly
C130	Oil Pressure Switching Valve Assembly
C131	Air Fuel Ratio Sensor
C132	Glow Plug Assembly
C133	No. 2 Exhaust Gas Temperature Sensor
C134	No. 3 Exhaust Gas Temperature Sensor
C135	No. 1 Exhaust Gas Temperature Sensor
C141	DC Motor
C142	No. 2 EGR Valve Assembly
C143	VSV (for No. 1 Swirl Control Valve)
C147	Transmission Revolution Sensor (Counter Gear)
C148	Transmission Revolution Sensor (Turbine)
C156	Vane Pump Assembly

Position of Parts in Engine Compartment (RHD 1KD-FTV) (Before Aug. 2017 Production)


C85
Dark Gray
90980-10737



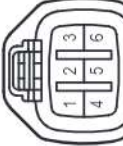
C86
Black
90980-11143



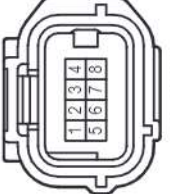
C87
Black
90980-12303



C88
Dark Gray
90980-11144



C89
Gray
90980-12520



C94
Gray
90980-11271



C95
Black
90980-11184



C96
Black
90980-11363



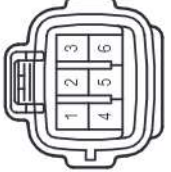
C97
1



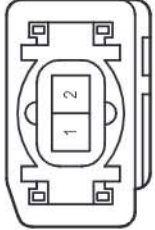
C98
1



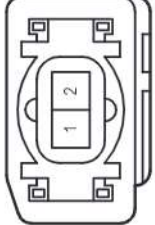
C99
Black
90980-11194



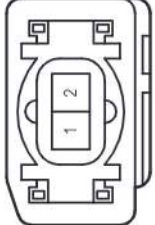
C115
Black
90980-12747



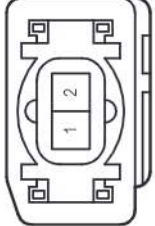
C116
Gray
90980-12747



C117
Black
90980-12747




C118
Gray
90980-12747



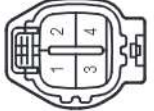
C119
Dark Gray
90980-10949



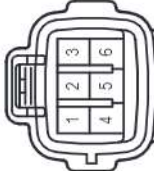
C120
Blue
90980-11156




C121
Black
90980-11028



C122
Black
90980-11194



C123
Black
90980-10845



C124
Black



C125
Black



C126
Black (Before Jun. 2015 Production) / Gray (From Jun. 2015 Production)





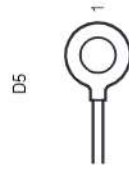
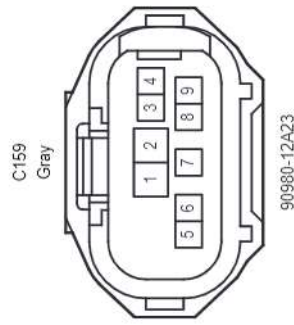
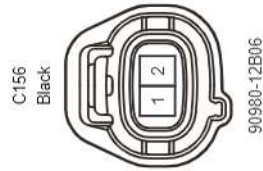
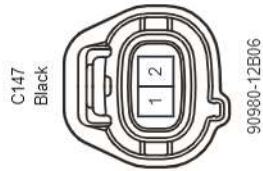
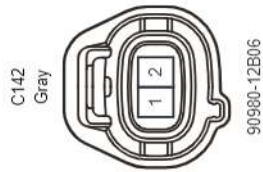
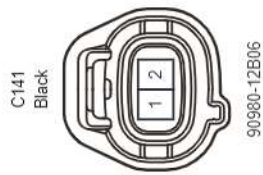
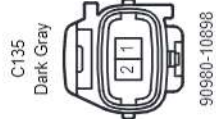
C127
Black



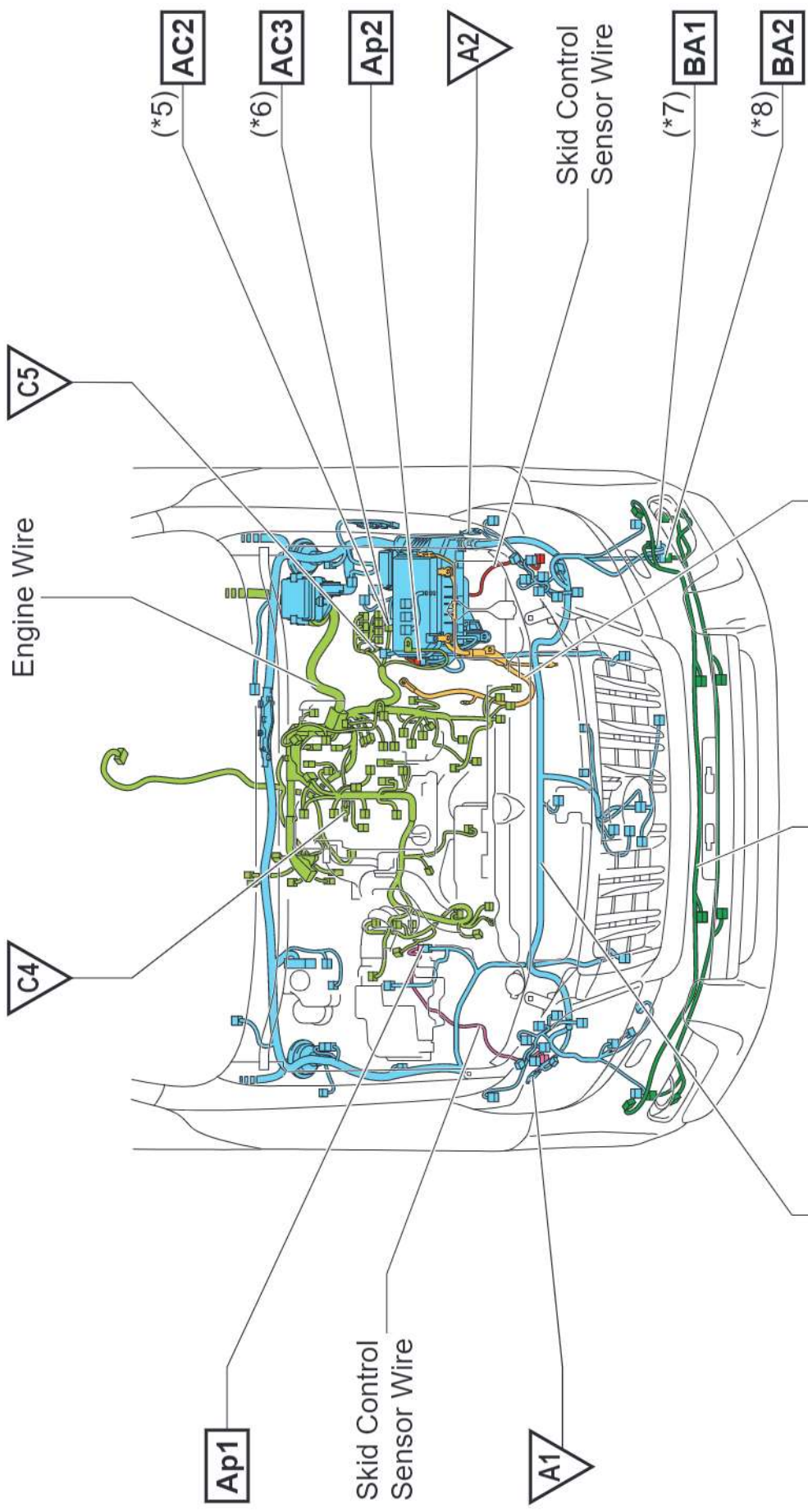
C128
Brown



Position of Parts in Engine Compartment (RHD 1KD-FTV) (Before Aug. 2017 Production)



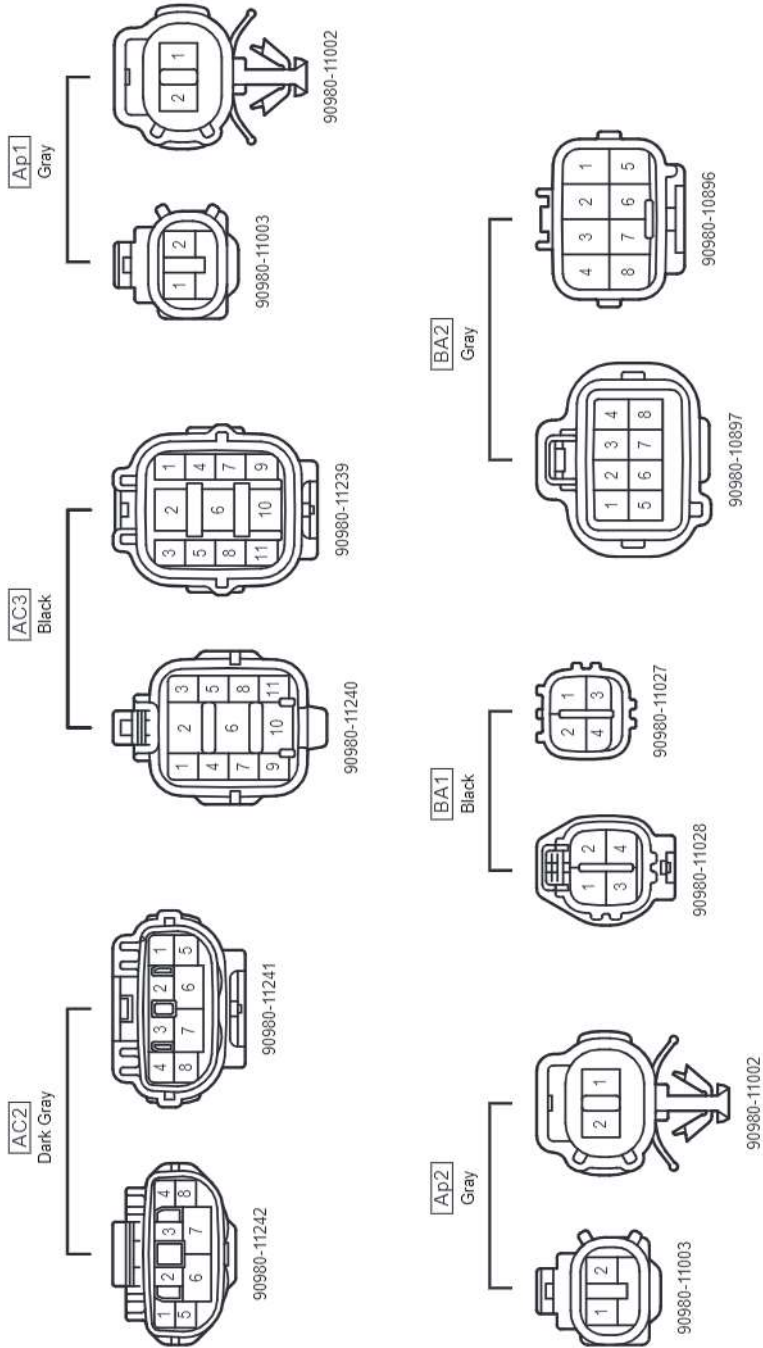
Wire and Wire , Ground Points in Engine Compartment (RHD 1KD-FTV) (Before Aug. 2017 Production)



- * 5:w/o DPF
- * 6:w/ DPF
- * 7:Before Aug. 2013 Production
- * 8:From Aug. 2013 Production

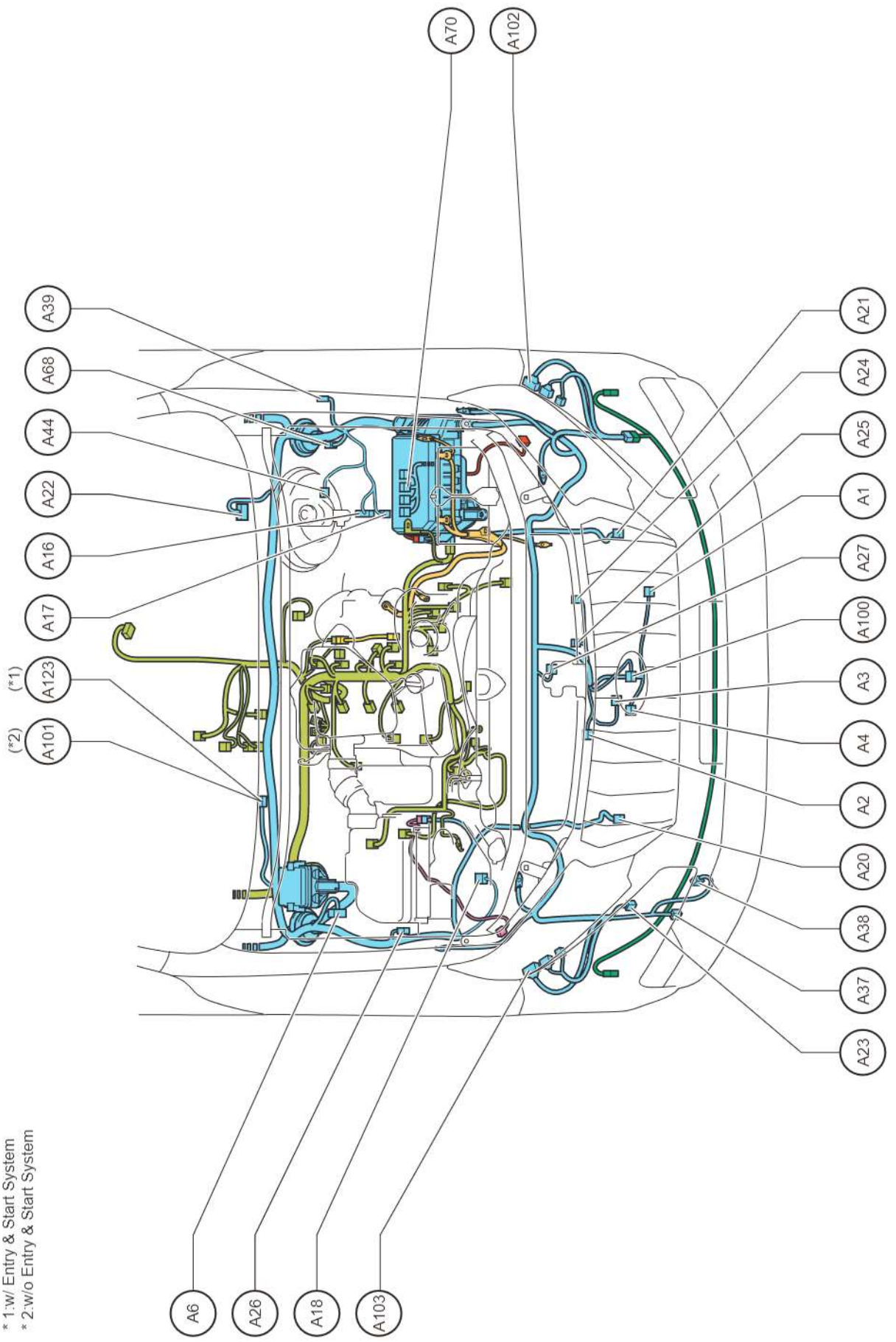
Engine Room Main Wire Engine Room No. 2 Wire Engine No. 2 Wire

Wire and Wire , Ground Points in Engine Compartment (RHD 1KD-FTV) (Before Aug. 2017 Production)



Position of Parts in Engine Compartment (LHD 2TR-FE) (From Aug. 2017 Production)

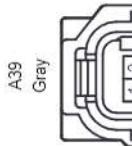
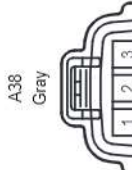
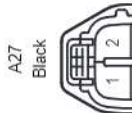
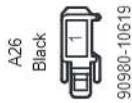

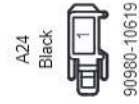
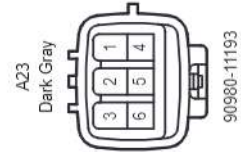
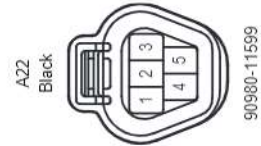
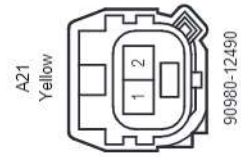
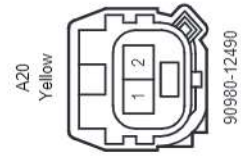
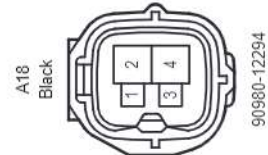
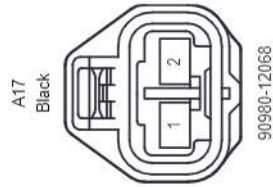
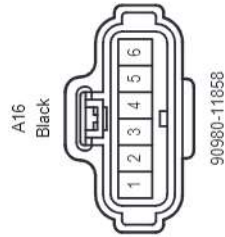
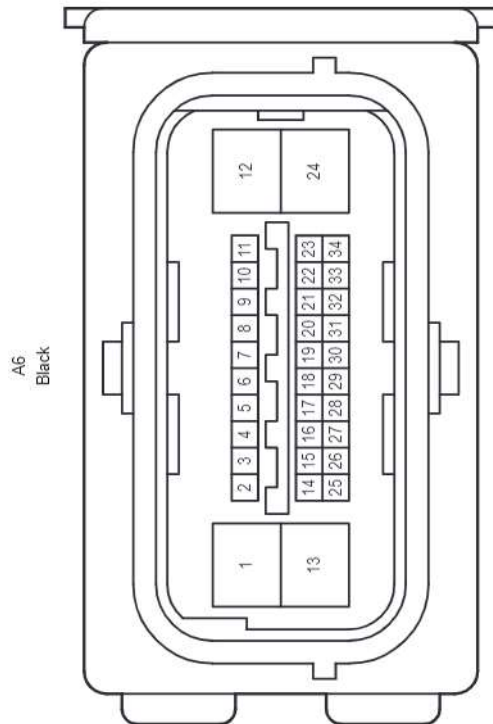
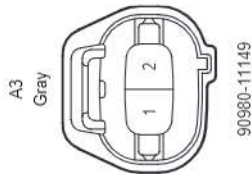
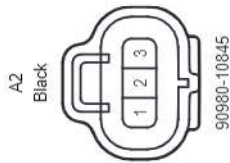
* 1.w/ Entry & Start System
* 2.w/o Entry & Start System



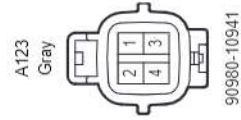
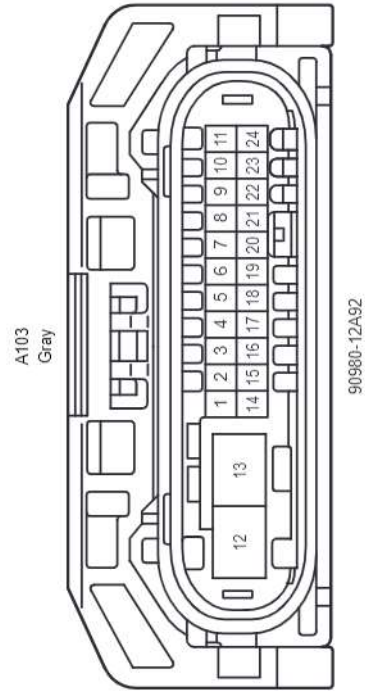
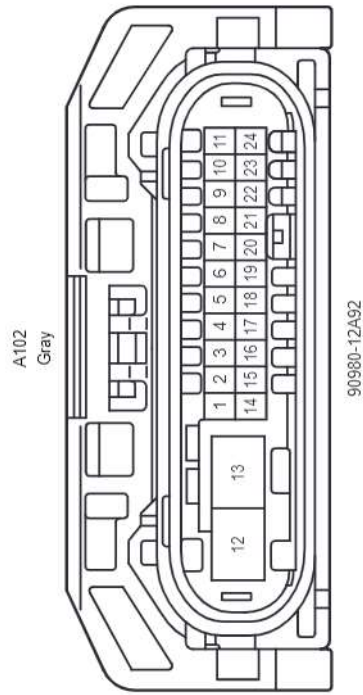
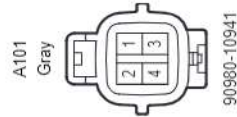
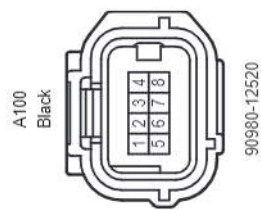
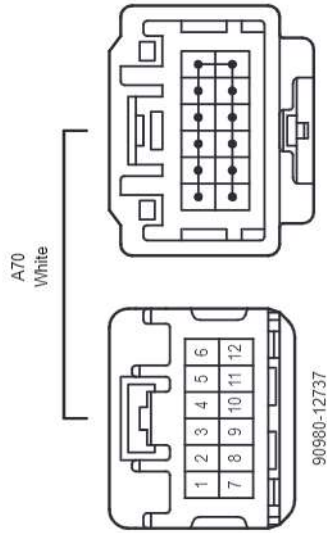
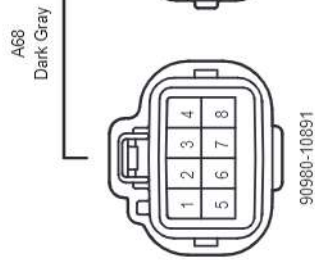
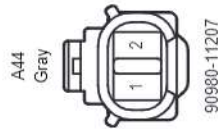
Position of Parts in Engine Compartment (LHD 2TR-FE) (From Aug. 2017 Production)

- A 1 Ambient Temperature Sensor
- A 2 A/C Pressure Sensor
- A 3 No. 1 Pressure Switch
- A 4 Condenser Fan Motor (With Shroud Blower Assembly)
- A 6 Brake Actuator Assembly
- A 16 Air Injection Control Driver
- A 17 Air Injection Control Driver
- A 18 Inlet Air Pump
- A 20 Front Airbag Sensor RH
- A 21 Front Airbag Sensor LH
- A 22 Windshield Wiper Motor Assembly
- A 23 Windshield Washer Motor and Pump Assembly
- A 24 Low Pitched Horn Assembly
- A 25 High Pitched Horn Assembly
- A 26 Security Horn Assembly
- A 27 Engine Hood Courtesy Switch
- A 37 Headlight Cleaner Motor and Pump Assembly
- A 38 Headlight Cleaner Control Relay
- A 39 Wireless Door Lock Buzzer
- A 44 Brake Fluid Level Warning Switch (Brake Master Cylinder Reservoir Assembly)
- A 68 Junction Connector
- A 70 Junction Connector
- A100 Millimeter Wave Radar Sensor Assembly
- A101 Front Wiper Deicer (Windshield Glass)
- A102 Headlight Assembly LH (Headlamp Computer Sub-Assembly Main)
- A103 Headlight Assembly RH (Headlamp Computer Sub-Assembly Sub)
- A123 Heated Windshield Defroster (Windshield Glass)

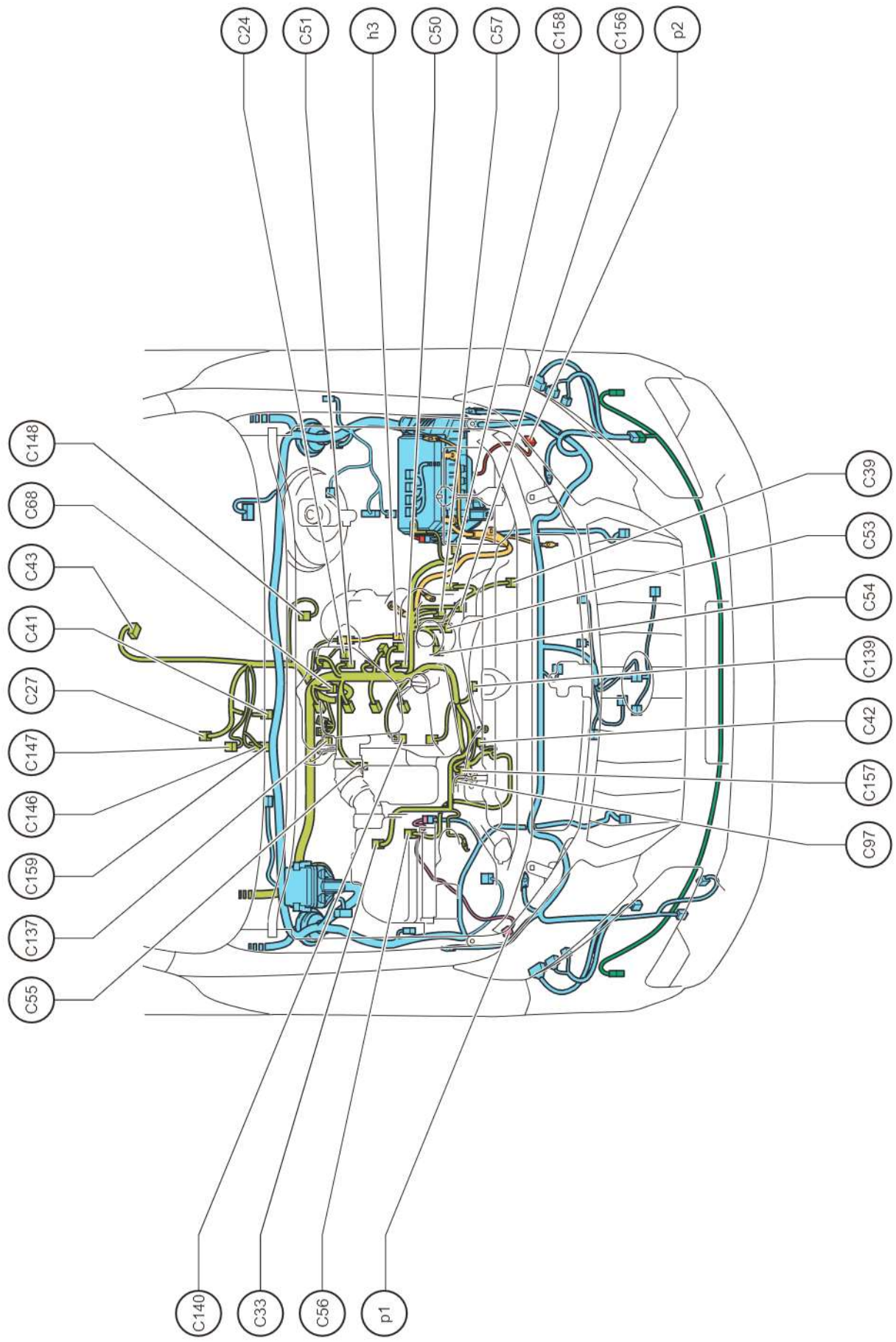
Position of Parts in Engine Compartment (LHD 2TR-FE) (From Aug. 2017 Production)



Position of Parts in Engine Compartment (LHD 2TR-FE) (From Aug. 2017 Production)



Position of Parts in Engine Compartment (LHD 2TR-FE) (From Aug. 2017 Production)



- C 24 E.F.I. Engine Coolant Temperature Sensor
- C 27 Oxygen Sensor (Bank 1 Sensor 2)
- C 33 Intake Mass Air Flow Meter Sub-Assembly
- C 39 Cooler Compressor Assembly
- C 41 Back-Up Light Switch Assembly
- C 42 Engine Oil Pressure Switch Assembly
- C 43 Transfer Shift Actuator Assembly
- C 50 Fuel Injector Assembly No. 1
- C 51 Fuel Injector Assembly No. 3
- C 53 Crank Position Sensor
- C 54 Cam Timing Oil Control Valve (Bank 1)
- C 55 Air Switching Valve Assembly
- C 56 Air Fuel Ratio Sensor (Bank 1 Sensor 1)
- C 57 Power Steering Oil Pressure Switch
- C 68 Noise Filter (Ignition)
- C 97 Generator Assembly
- C137 Air Pressure Sensor
- C139 VVT Sensor (Intake Side)
- C140 VVT Sensor (Exhaust Side)
- C146 Electronically Controlled Transmission Solenoid
- C147 Transmission Revolution Sensor (Counter Gear)
- C148 Transmission Revolution Sensor (Turbine)
- C156 Vane Pump Assembly
- C157 Generator Assembly
- C158 Starter Assembly
- C159 Park/Neutral Position Switch
- h 3 Knock Control Sensor (Bank 1)
- p 1 Front Speed Sensor RH
- p 2 Front Speed Sensor LH

Position of Parts in Engine Compartment (LHD 2TR-FE) (From Aug. 2017 Production)

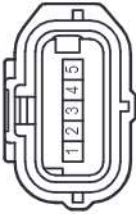
C24
Black
90980-10735



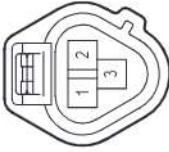
C27
Dark Gray
90980-10869



C33
Black
90980-12292



C39
Gray
90980-11016



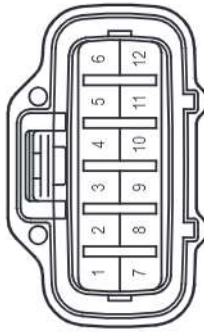
C41
Gray
90980-11250



C42
Gray
90980-11363



C43
Black
90980-11664



C51
Brown
90980-11875



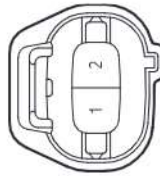
C53
Dark Gray (Before Jun. 2015 Production) / Gray (From Jun. 2015 Production)
90980-11016



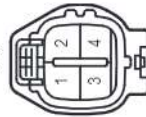
C54
Black
90980-11162



C55
Black
90980-11149



C56
Dark Gray (Before Jun. 2015 Production) / Gray (From Jun. 2015 Production)
90980-11178



C57
Black
90980-11428



C68
Gray
90980-10843



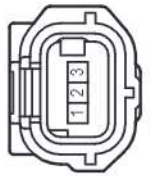
C97
1



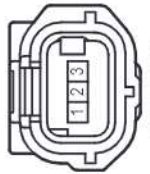
C137
Black
90980-10845



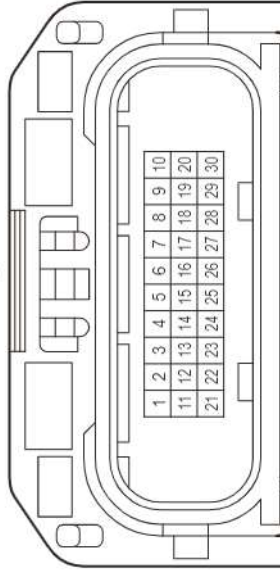
C139
Black
90980-12353



C140
Black
90980-12353



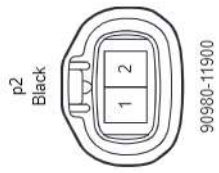
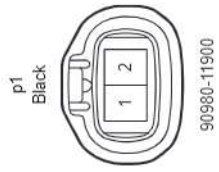
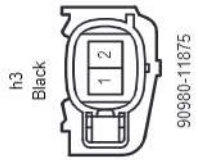
C146
Gray



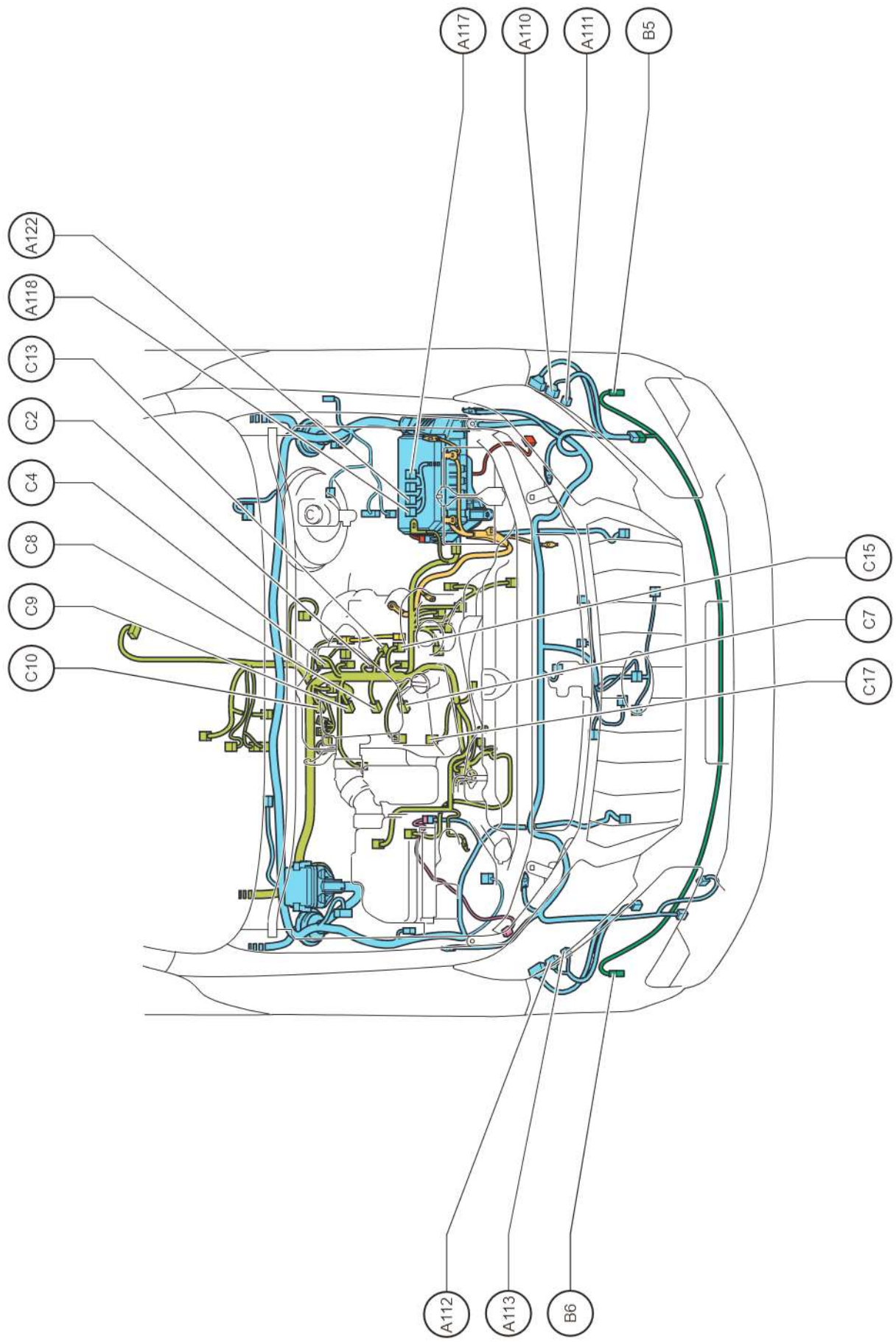
C147
Black
90980-12B06



Position of Parts in Engine Compartment (LHD 2TR-FE) (From Aug. 2017 Production)



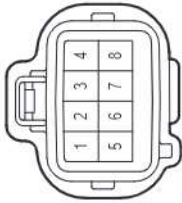
Position of Parts in Engine Compartment (LHD 2TR-FE) (From Aug. 2017 Production)



- A110 Headlight Assembly LH
- A111 Headlight Assembly LH
- A112 Headlight Assembly RH
- A113 Headlight Assembly RH
- A117 Junction Connector
- A118 Junction Connector
- A122 Junction Connector
- B 5 Fog Light Assembly LH
- B 6 Fog Light Assembly RH
- C 2 Fuel Injector Assembly No. 2
- C 4 Fuel Injector Assembly No. 4
- C 7 Ignition Coil Assembly No. 1
- C 8 Ignition Coil Assembly No. 2
- C 9 Ignition Coil Assembly No. 3
- C 10 Ignition Coil Assembly No. 4
- C 13 Throttle Body Assembly
- C 15 Purge VSV
- C 17 Cam Timing Oil Control Valve (Bank 1 Exhaust Side)

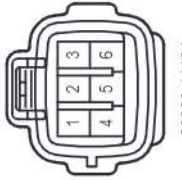
Position of Parts in Engine Compartment (LHD 2TR-FE) (From Aug. 2017 Production)

A110
Gray



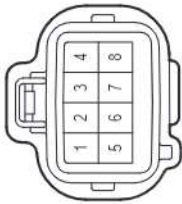
90980-10897

A111
Gray



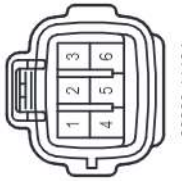
90980-11194

A112
Gray



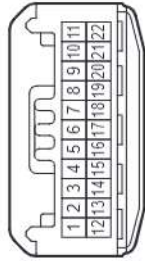
90980-10897

A113
Gray



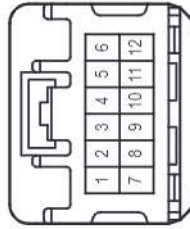
90980-11194

A117
White

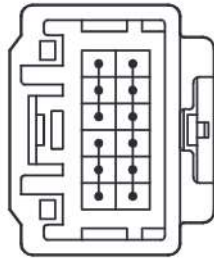


90980-12B54

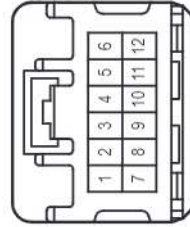
A118
Gray



90980-12737

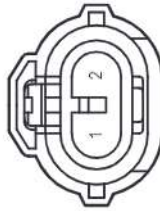


A122
Black



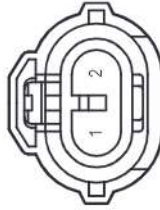
90980-12737

B5
Black



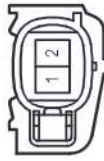
82824-60460

B6
Black



82824-60460

C2
Gray



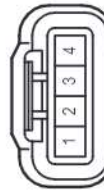
90980-11875

C4
Gray



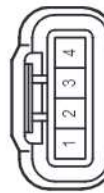
90980-11875

C7
Black



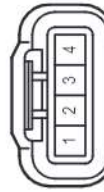
90980-11885

C8
Black



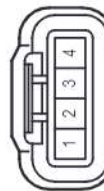
90980-11885

C9
Black



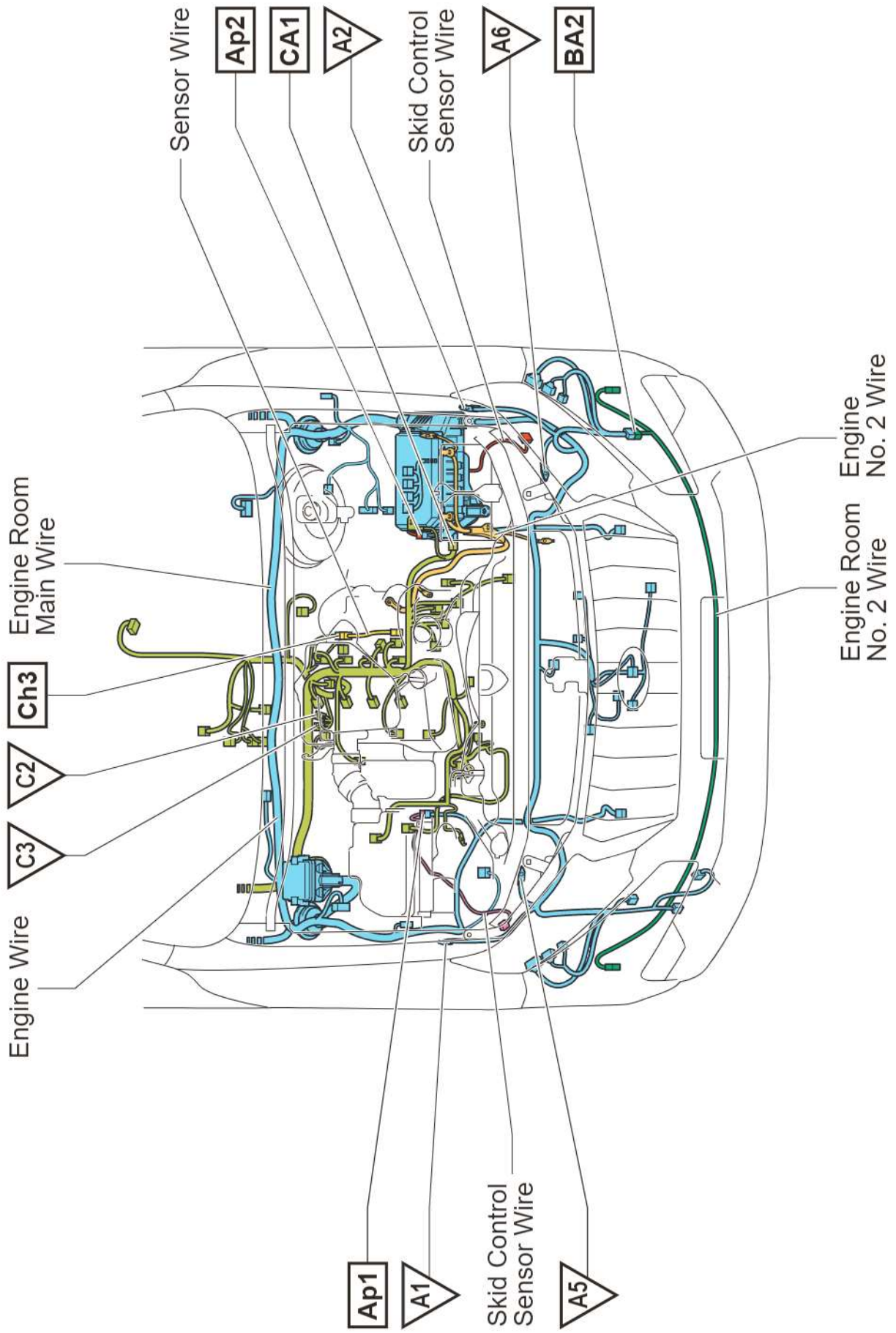
90980-11885

C10
Black

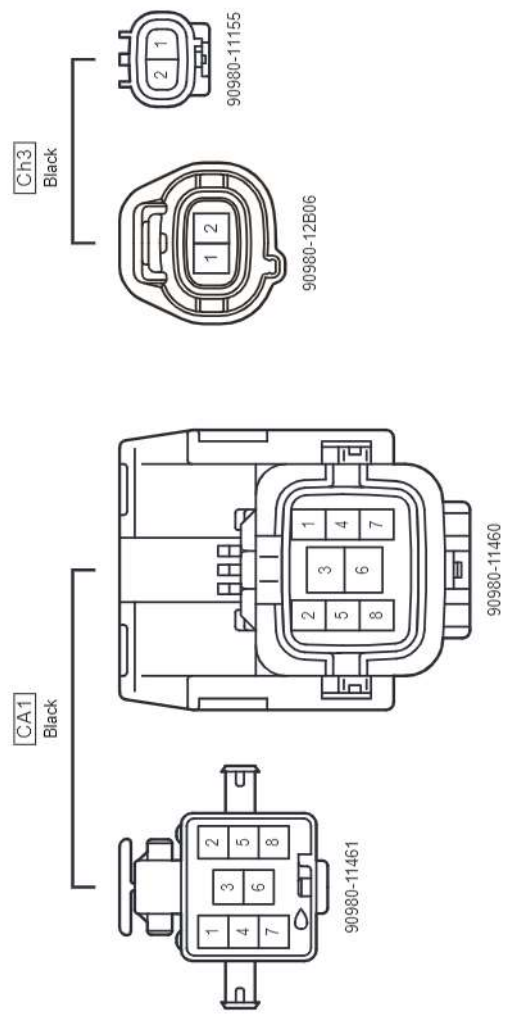
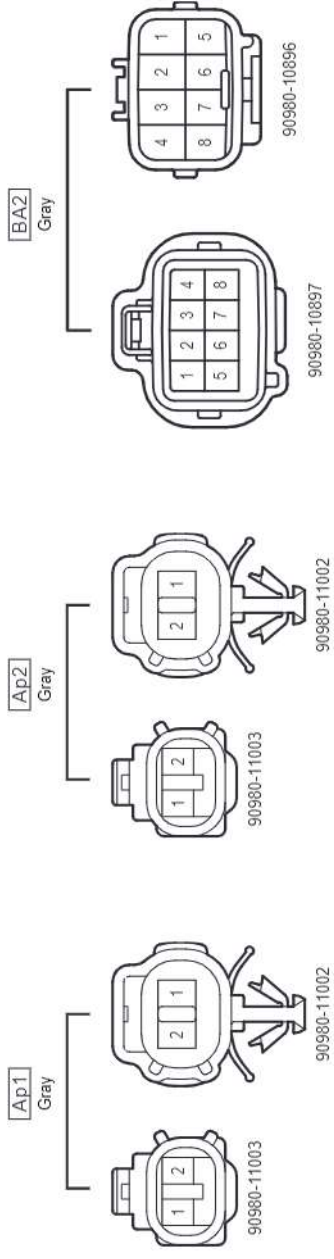


90980-11885

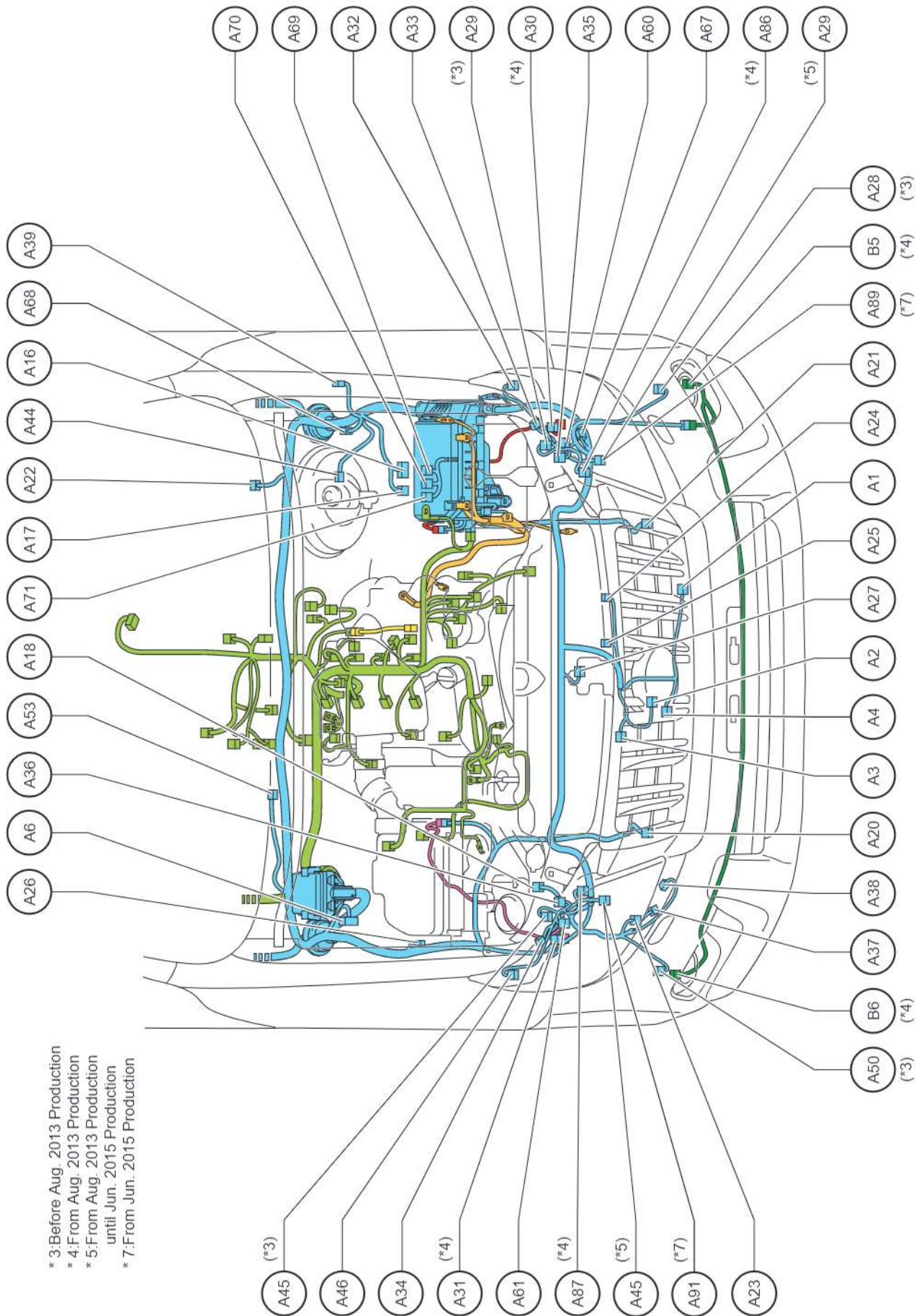
Wire and Wire , Ground Points in Engine Compartment (LHD 2TR-FE) (From Aug. 2017 Production)



Wire and Wire , Ground Points in Engine Compartment (LHD 2TR-FE) (From Aug. 2017 Production)



Position of Parts in Engine Compartment (LHD 2TR-FE) (Before Aug. 2017 Production)

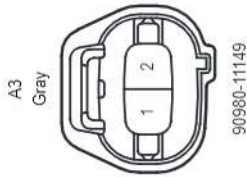
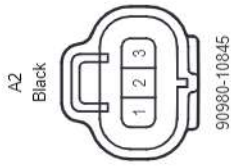


* 3: Before Aug. 2013 Production
 * 4: From Aug. 2013 Production
 * 5: From Aug. 2013 Production until Jun. 2015 Production
 * 7: From Jun. 2015 Production

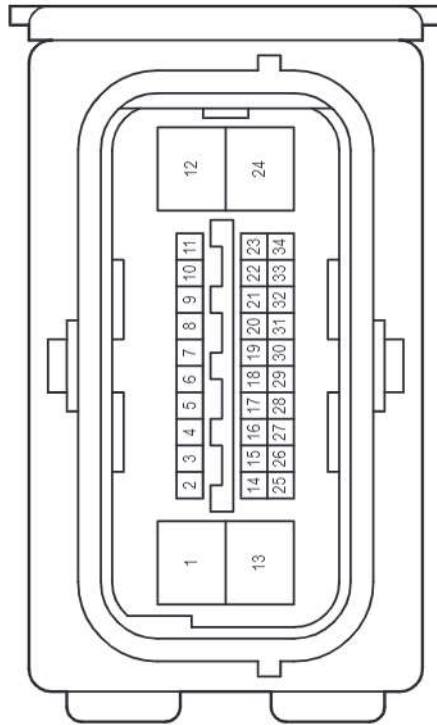
Position of Parts in Engine Compartment (LHD 2TR-FE) (Before Aug. 2017 Production)

- A 1 Ambient Temperature Sensor
- A 2 A/C Pressure Sensor
- A 3 No. 1 Pressure Switch
- A 4 Condenser Fan Motor (With Shroud Blower Assembly)
- A 6 Brake Actuator Assembly
- A 16 Air Injection Control Driver
- A 17 Air Injection Control Driver
- A 18 Inlet Air Pump
- A 20 Front Airbag Sensor RH
- A 21 Front Airbag Sensor LH
- A 22 Windshield Wiper Motor Assembly
- A 23 Windshield Washer Motor and Pump Assembly
- A 24 Low Pitched Horn Assembly
- A 25 High Pitched Horn Assembly
- A 26 Security Horn Assembly
- A 27 Engine Hood Courtesy Switch
- A 28 Fog Light Assembly LH
- A 29 Headlight Assembly LH
- A 30 Headlight Assembly LH
- A 31 Headlight Assembly RH
- A 32 Headlight Assembly LH
- A 33 Headlight Assembly LH
- A 34 Headlight Assembly RH
- A 35 Headlight Assembly LH
- A 36 Headlight Assembly RH
- A 37 Headlight Cleaner Motor and Pump Assembly
- A 38 Headlight Cleaner Control Relay
- A 39 Wireless Door Lock Buzzer
- A 44 Brake Fluid Level Warning Switch (Brake Master Cylinder Reservoir Assembly)
- A 45 Headlight Assembly RH
- A 46 Headlight Assembly RH
- A 50 Fog Light Assembly RH
- A 53 Front Wiper Deicer (Windshield Glass)
- A 60 Headlight Assembly LH
- A 61 Headlight Assembly RH
- A 67 Junction Connector
- A 68 Junction Connector
- A 69 Junction Connector

Position of Parts in Engine Compartment (LHD 2TR-FE) (Before Aug. 2017 Production)

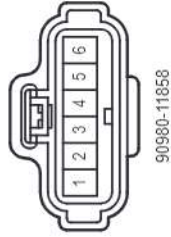


A6
Black



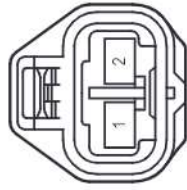
90980-12686

A16
Black

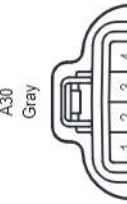
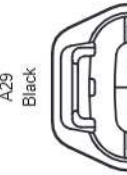
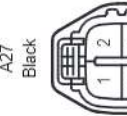
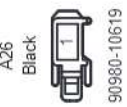
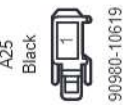
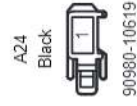
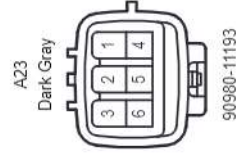
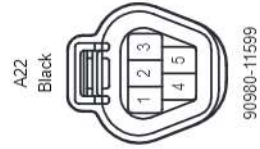
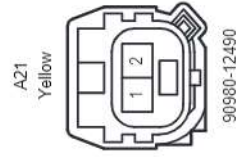
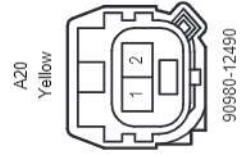
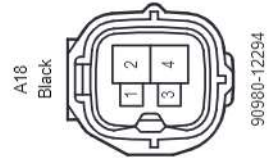


90980-11858

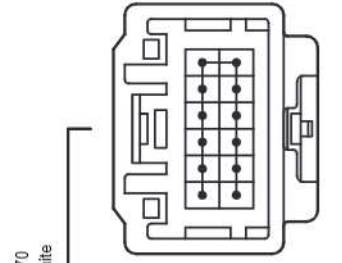
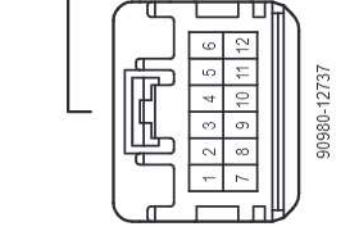
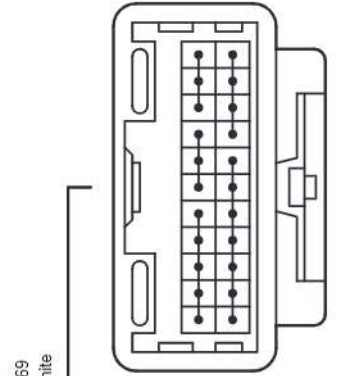
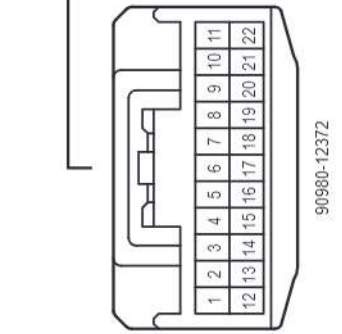
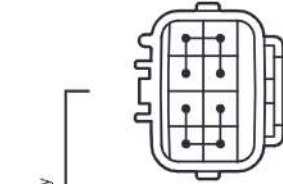
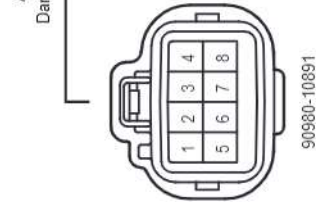
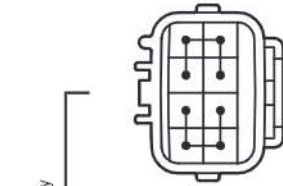
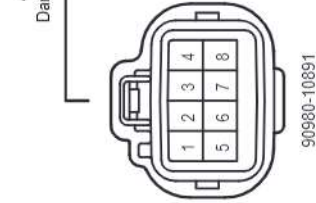
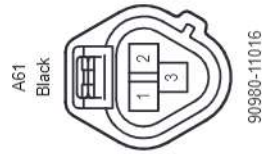
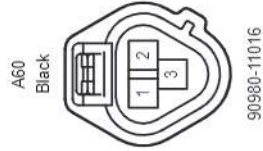
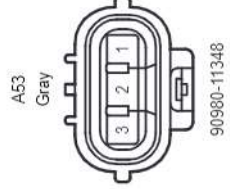
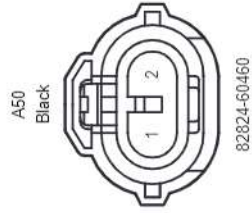
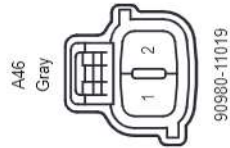
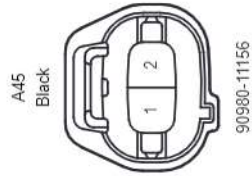
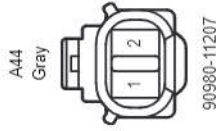
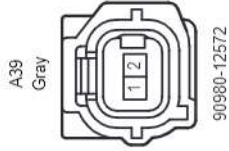
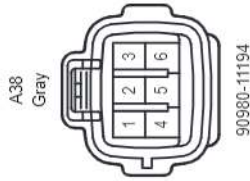
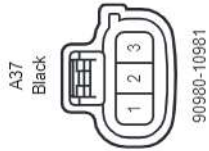
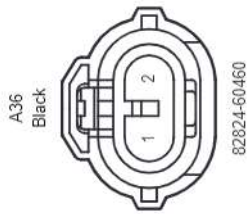
A17
Black



90980-12068



Position of Parts in Engine Compartment (LHD 2 TR-FE) (Before Aug. 2017 Production)



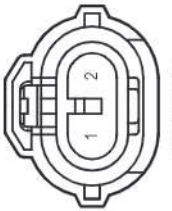
Position of Parts in Engine Compartment (LHD 2 TR-FE) (Before Aug. 2017 Production)

A91
Black



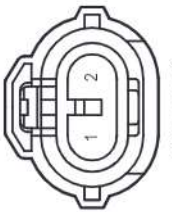
90980-12B06

B5
Black



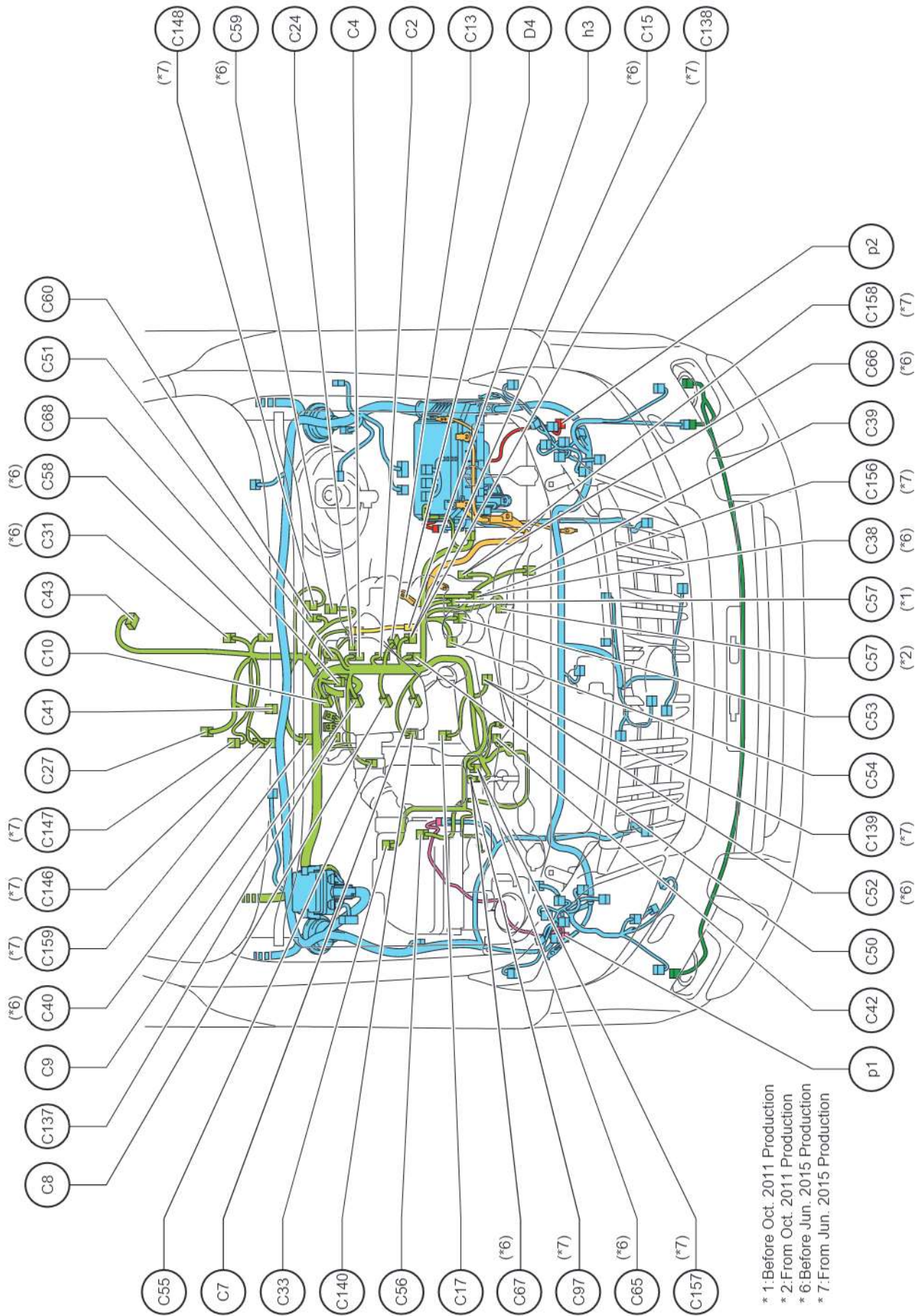
82824-60460

B6
Black



82824-60460

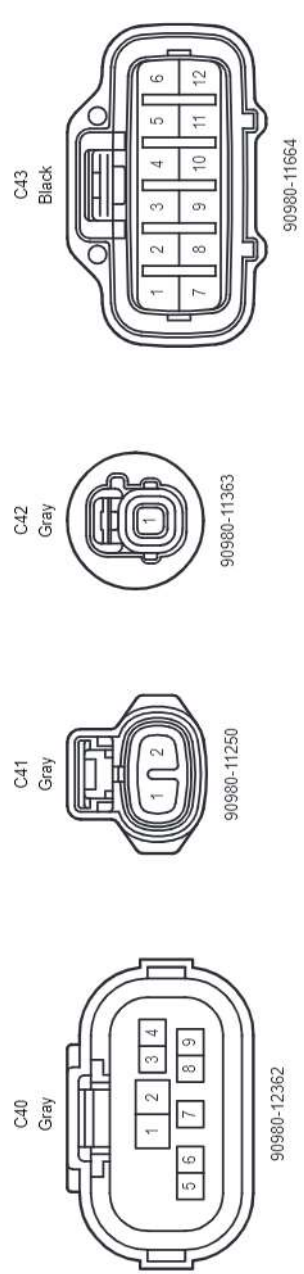
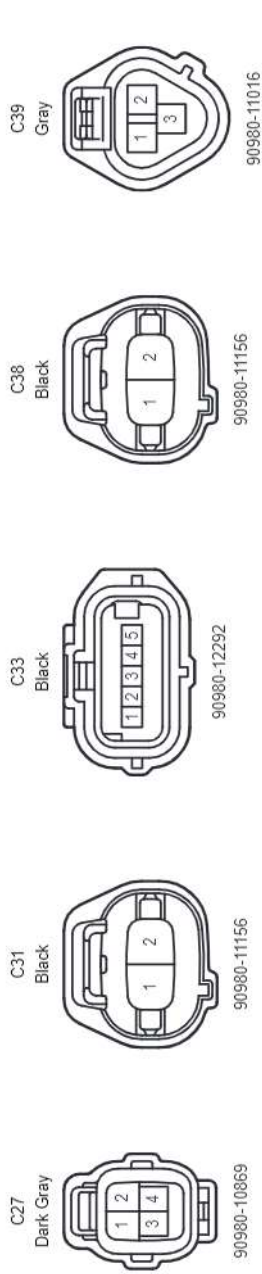
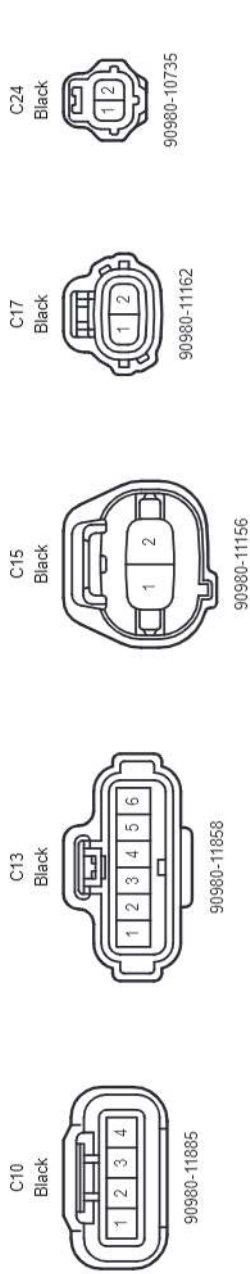
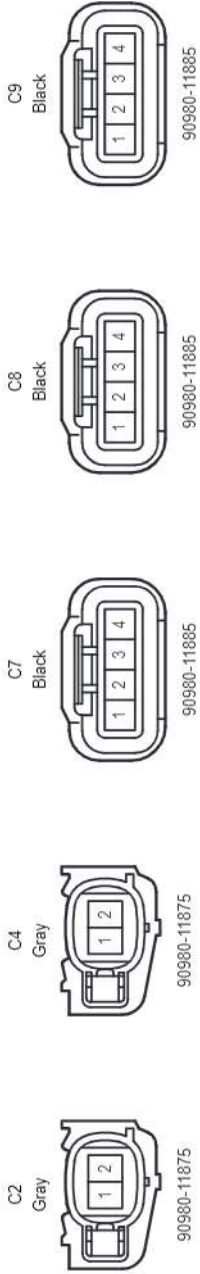
Position of Parts in Engine Compartment (LHD 2TR-FE) (Before Aug. 2017 Production)



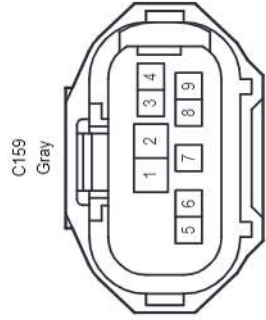
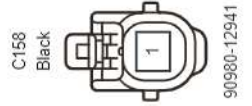
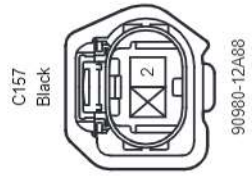
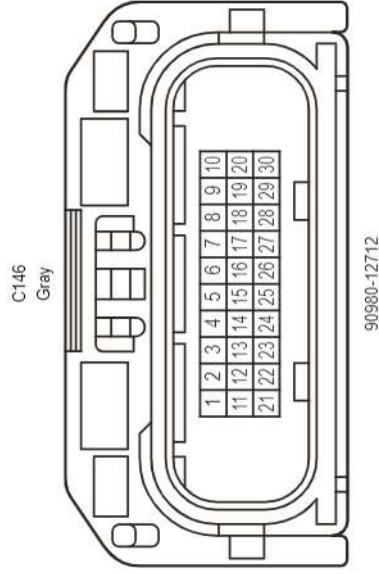
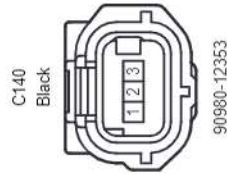
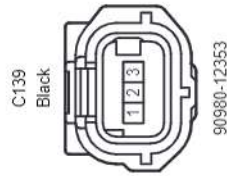
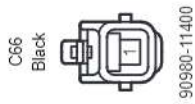
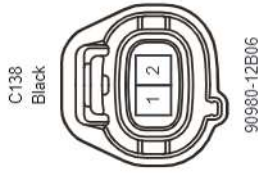
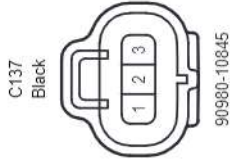
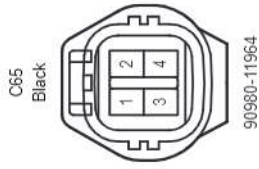
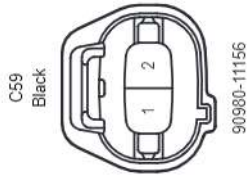
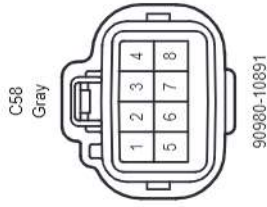
* 1: Before Oct. 2011 Production
 * 2: From Oct. 2011 Production
 * 6: Before Jun. 2015 Production
 * 7: From Jun. 2015 Production

- C 2 Fuel Injector Assembly No. 2
- C 4 Fuel Injector Assembly No. 4
- C 7 Ignition Coil Assembly No. 1
- C 8 Ignition Coil Assembly No. 2
- C 9 Ignition Coil Assembly No. 3
- C 10 Ignition Coil Assembly No. 4
- C 13 Throttle Body Assembly
- C 15 Purge VSV
- C 17 Cam Timing Oil Control Valve (Bank 1 Exhaust Side)
- C 24 E.F.I. Engine Coolant Temperature Sensor
- C 27 Oxygen Sensor (Bank 1 Sensor 2)
- C 31 Transmission Revolution Sensor (Counter Gear)
- C 33 Intake Mass Air Flow Meter Sub-Assembly
- C 38 Vane Pump Assembly
- C 39 Cooler Compressor Assembly
- C 40 Park/Neutral Position Switch
- C 41 Back-Up Light Switch Assembly
- C 42 Engine Oil Pressure Switch Assembly
- C 43 Transfer Shift Actuator Assembly
- C 50 Fuel Injector Assembly No. 1
- C 51 Fuel Injector Assembly No. 3
- C 52 Cam Position Sensor
- C 53 Crank Position Sensor
- C 54 Cam Timing Oil Control Valve (Bank 1)
- C 55 Air Switching Valve Assembly
- C 56 Air Fuel Ratio Sensor (Bank 1 Sensor 1)
- C 57 Power Steering Oil Pressure Switch
- C 58 Electronically Controlled Transmission Solenoid
- C 59 Transmission Revolution Sensor (Turbine)
- C 60 Temperature Sensor
- C 65 Generator Assembly
- C 66 Starter Assembly
- C 67 Generator Assembly
- C 68 Noise Filter (Ignition)
- C 97 Generator Assembly
- C137 Air Pressure Sensor
- C138 Purge VSV
- C139 VVT Sensor (Intake Side)

Position of Parts in Engine Compartment (LHD 2 TR-FE) (Before Aug. 2017 Production)

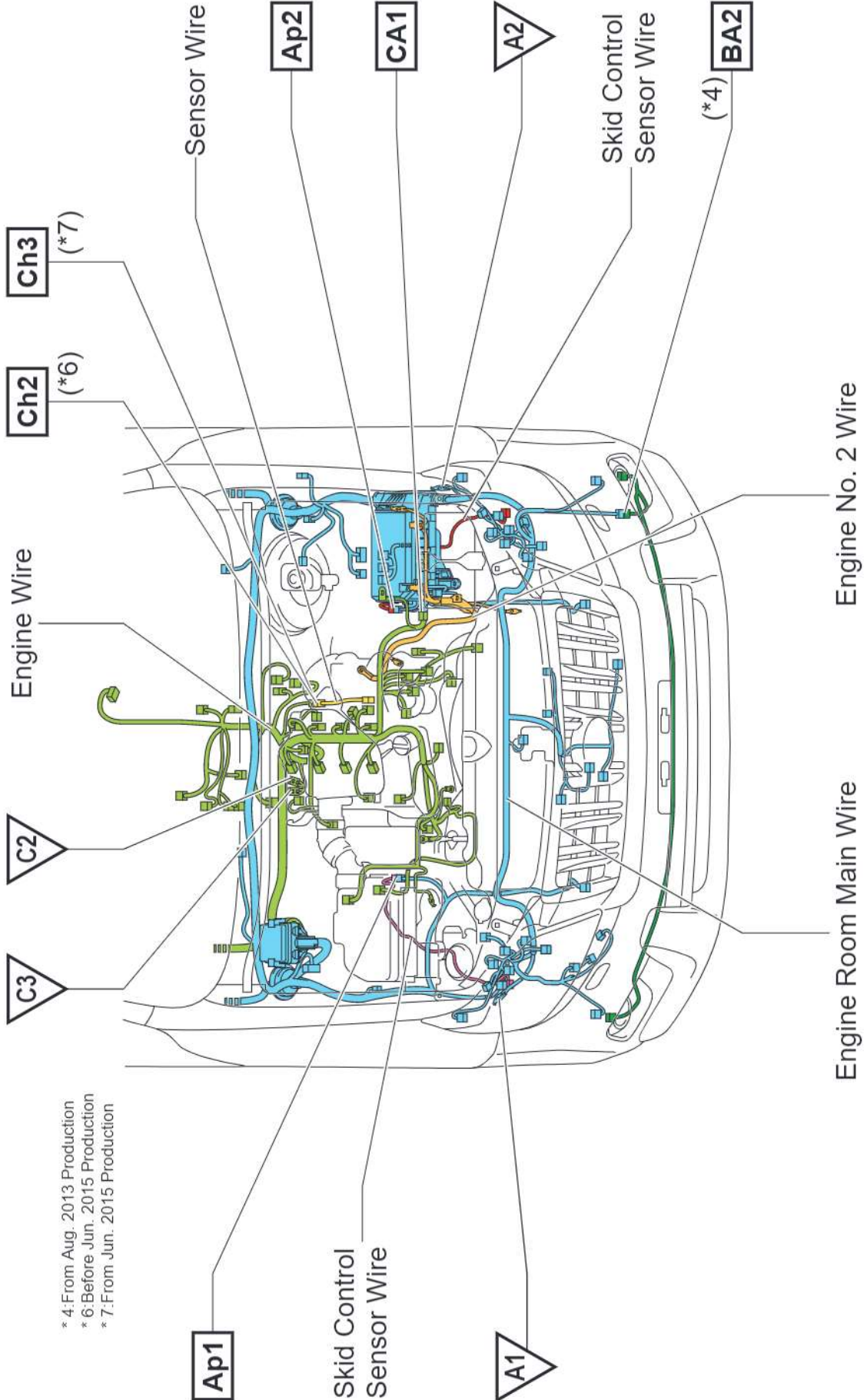


Position of Parts in Engine Compartment (LHD 2TR-FE) (Before Aug. 2017 Production)

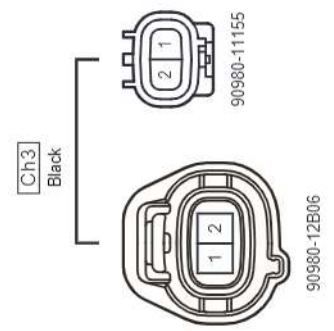
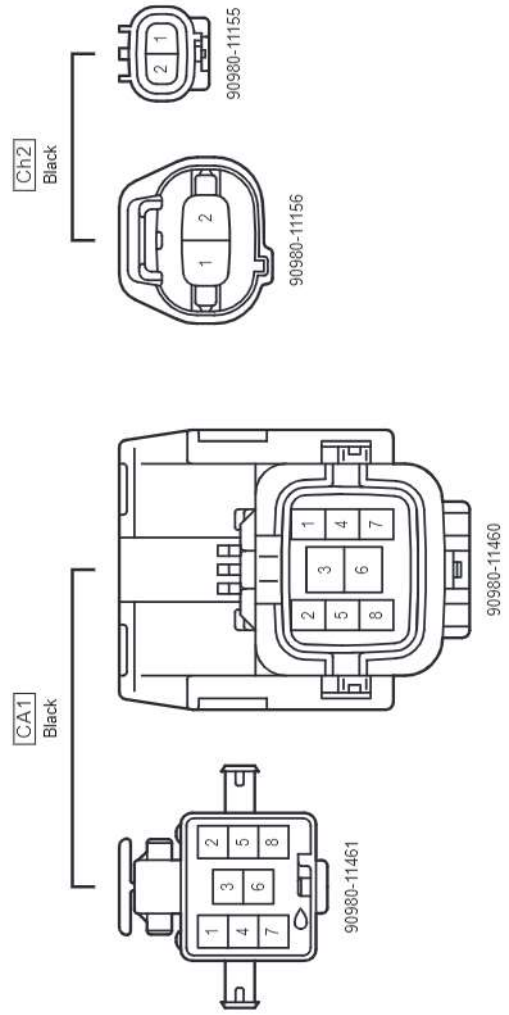
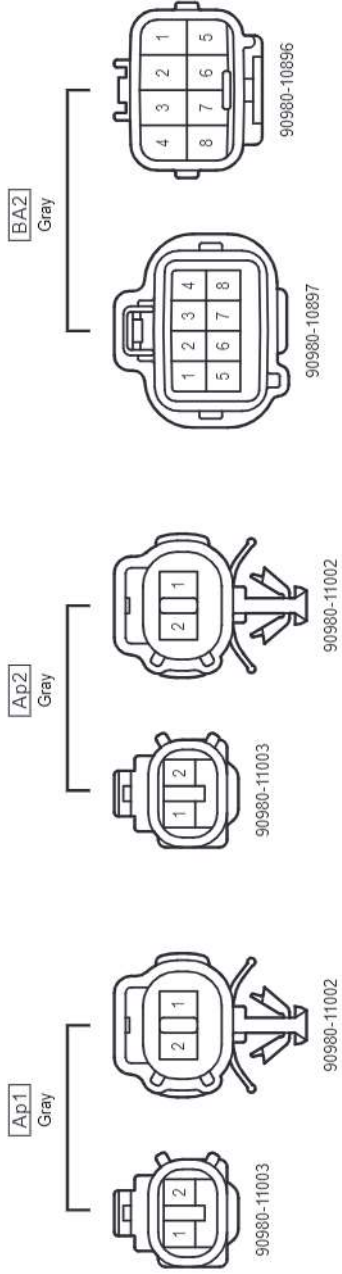


cardiagn.com

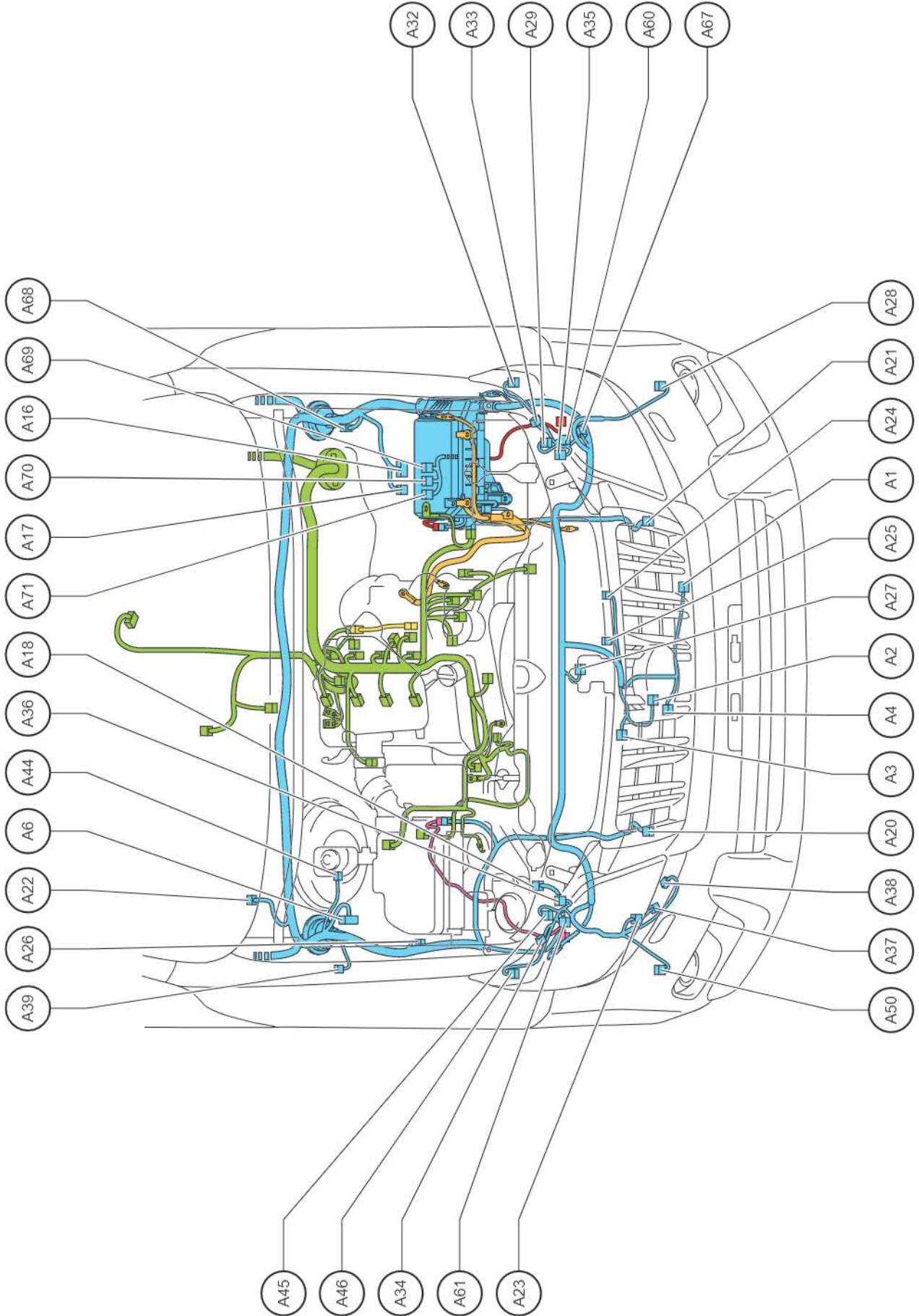
Wire and Wire , Ground Points in Engine Compartment (LHD 2TR-FE) (Before Aug. 2017 Production)



* 4: From Aug. 2013 Production
 * 6: Before Jun. 2015 Production
 * 7: From Jun. 2015 Production

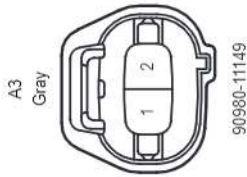
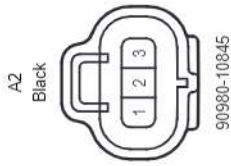


Position of Parts in Engine Compartment (RHD 2TR-FE) (Before Oct. 2011 Production)

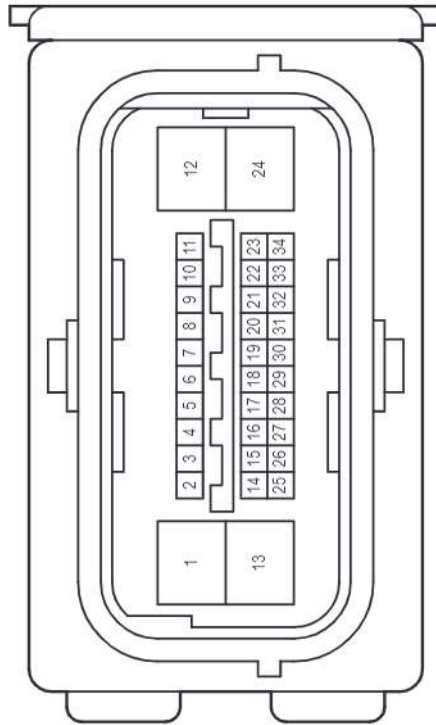


A 1	Ambient Temperature Sensor
A 2	A/C Pressure Sensor
A 3	No. 1 Pressure Switch
A 4	Condenser Fan Motor (With Shroud Blower Assembly)
A 6	Brake Actuator Assembly
A 16	Air Injection Control Driver
A 17	Air Injection Control Driver
A 18	Inlet Air Pump
A 20	Front Airbag Sensor RH
A 21	Front Airbag Sensor LH
A 22	Windshield Wiper Motor Assembly
A 23	Windshield Washer Motor and Pump Assembly
A 24	Low Pitched Horn Assembly
A 25	High Pitched Horn Assembly
A 26	Security Horn Assembly
A 27	Engine Hood Courtesy Switch
A 28	Fog Light Assembly LH
A 29	Headlight Assembly LH
A 32	Headlight Assembly LH
A 33	Headlight Assembly LH
A 34	Headlight Assembly RH
A 35	Headlight Assembly LH
A 36	Headlight Assembly RH
A 37	Headlight Cleaner Motor and Pump Assembly
A 38	Headlight Cleaner Control Relay
A 39	Wireless Door Lock Buzzer
A 44	Brake Fluid Level Warning Switch (Brake Master Cylinder Reservoir Assembly)
A 45	Headlight Assembly RH
A 46	Headlight Assembly RH
A 50	Fog Light Assembly RH
A 60	Headlight Assembly LH
A 61	Headlight Assembly RH
A 67	Junction Connector
A 68	Junction Connector
A 69	Junction Connector
A 70	Junction Connector
A 71	Junction Connector

Position of Parts in Engine Compartment (RHD 2TR-FE) (Before Oct. 2011 Production)

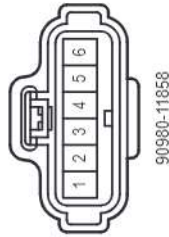


A6
Black



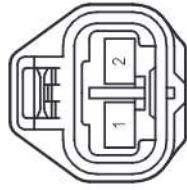
90980-12686

A16
Black

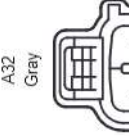
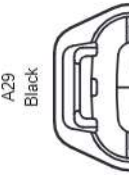
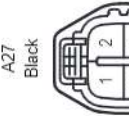
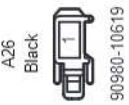
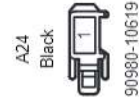
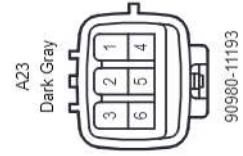
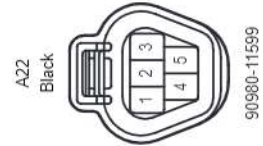
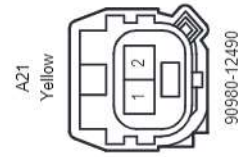
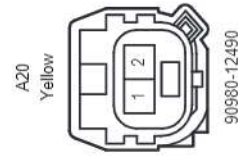
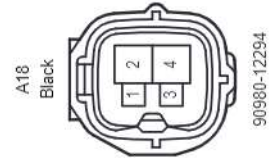


90980-11858

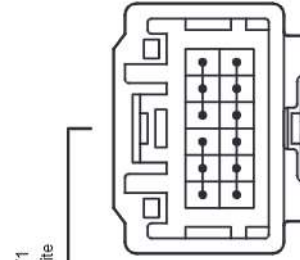
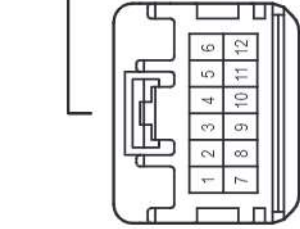
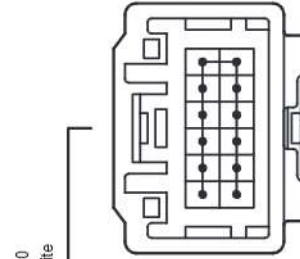
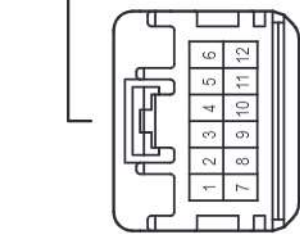
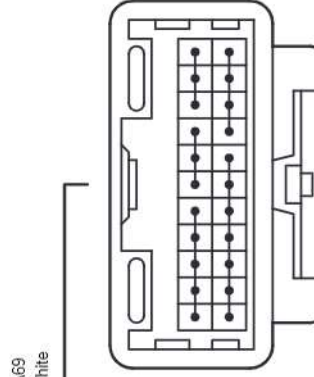
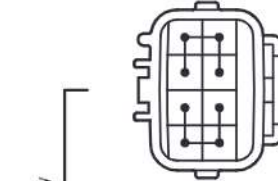
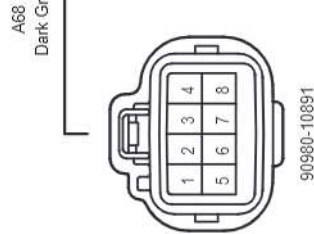
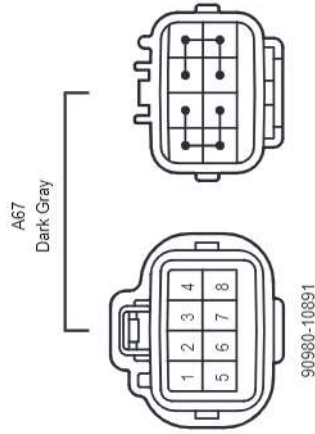
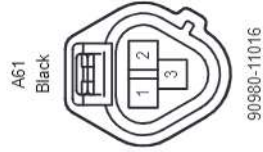
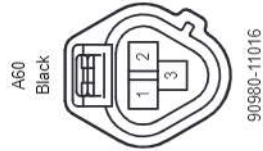
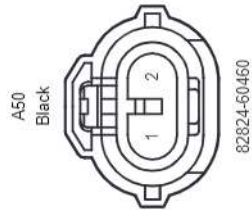
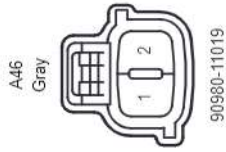
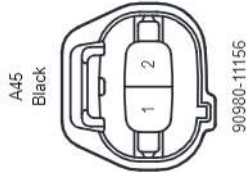
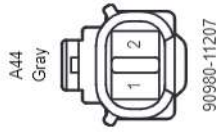
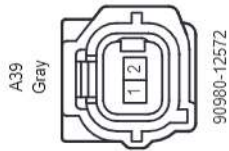
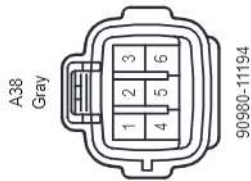
A17
Black



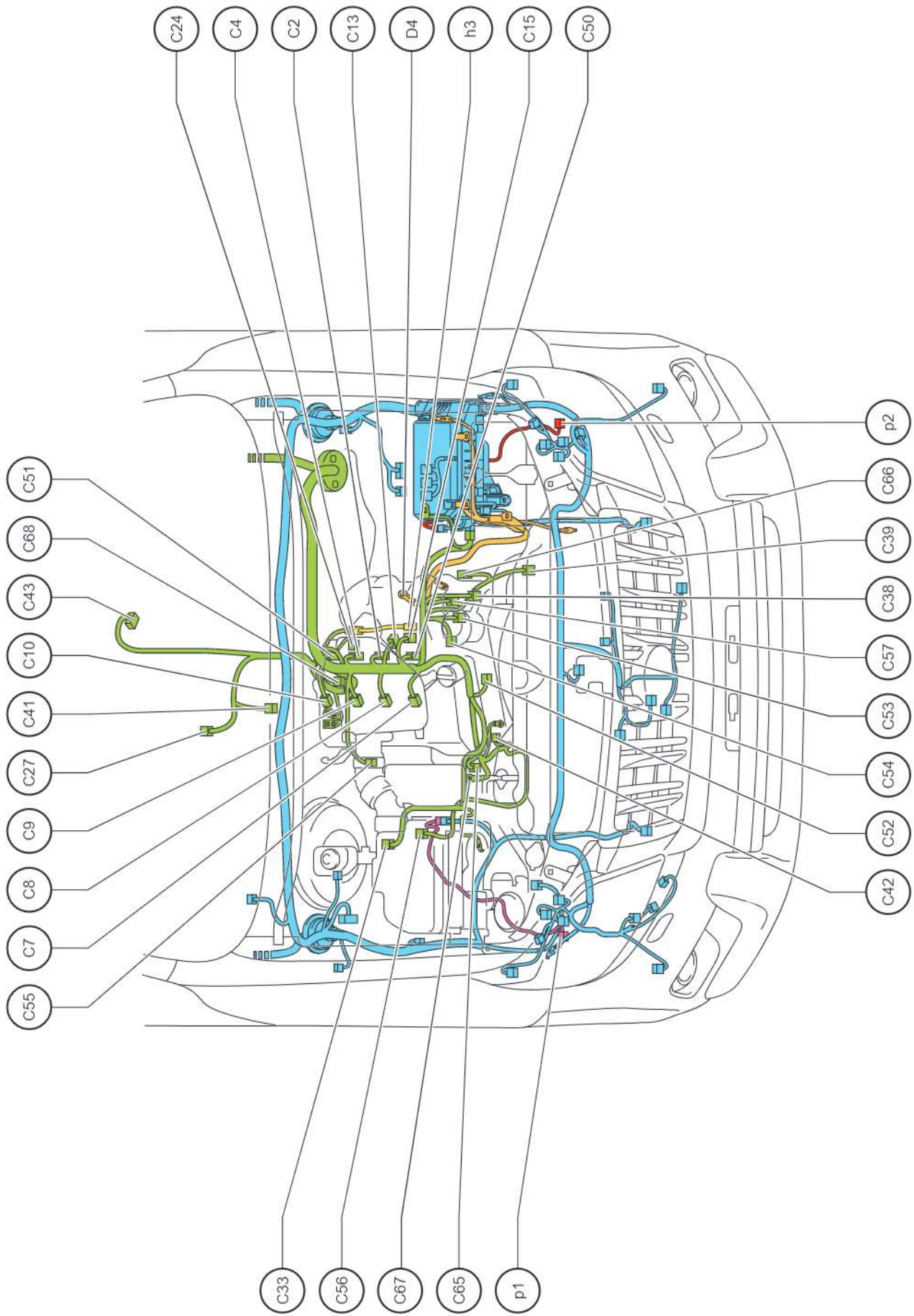
90980-12068



Position of Parts in Engine Compartment (RHD 2TR-FE) (Before Oct. 2011 Production)

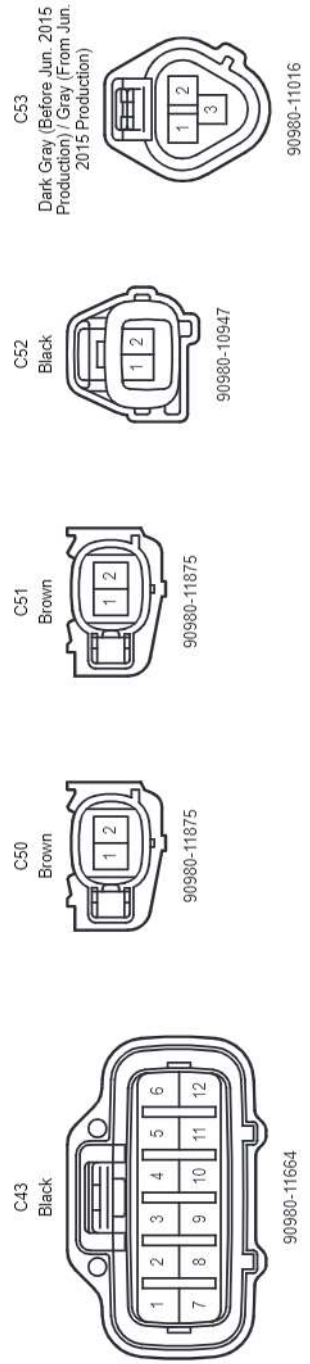
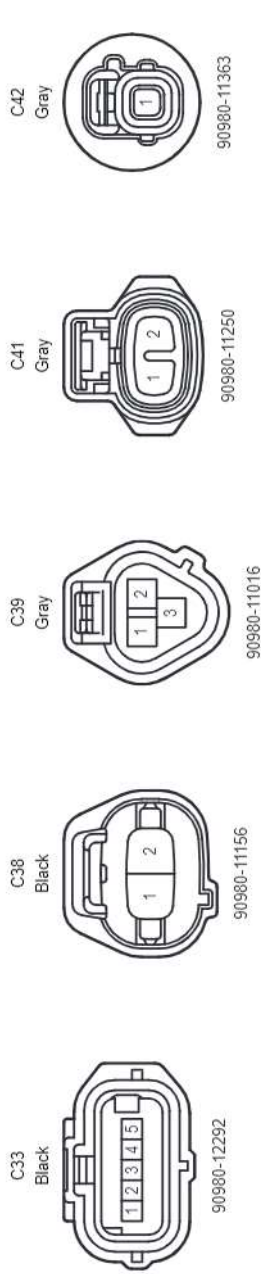
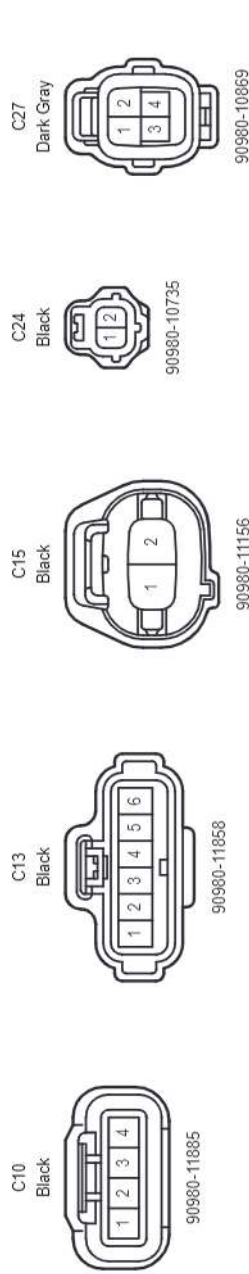
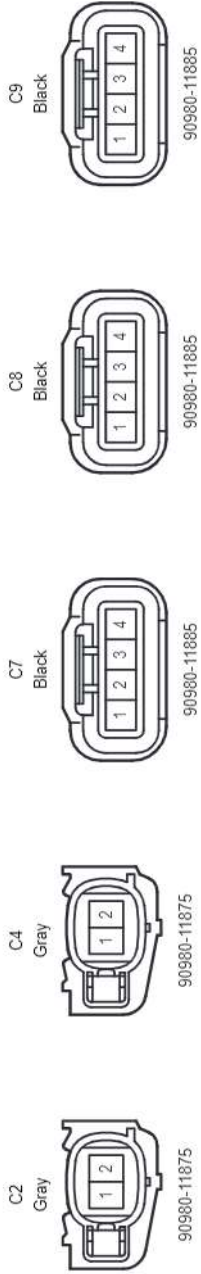


Position of Parts in Engine Compartment (RHD 2TR-FE) (Before Oct. 2011 Production)

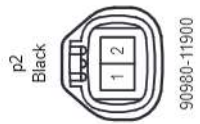
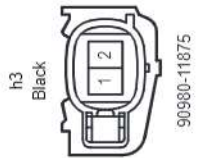
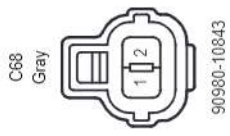


- C 2 Fuel Injector Assembly No. 2
- C 4 Fuel Injector Assembly No. 4
- C 7 Ignition Coil Assembly No. 1
- C 8 Ignition Coil Assembly No. 2
- C 9 Ignition Coil Assembly No. 3
- C 10 Ignition Coil Assembly No. 4
- C 13 Throttle Body Assembly
- C 15 Purge VSV
- C 24 E.F.I. Engine Coolant Temperature Sensor
- C 27 Oxygen Sensor (Bank 1 Sensor 2)
- C 33 Intake Mass Air Flow Meter Sub-Assembly
- C 38 Vane Pump Assembly
- C 39 Cooler Compressor Assembly
- C 41 Back-Up Light Switch Assembly
- C 42 Engine Oil Pressure Switch Assembly
- C 43 Transfer Shift Actuator Assembly
- C 50 Fuel Injector Assembly No. 1
- C 51 Fuel Injector Assembly No. 3
- C 52 Cam Position Sensor
- C 53 Crank Position Sensor
- C 54 Cam Timing Oil Control Valve (Bank 1)
- C 55 Air Switching Valve Assembly
- C 56 Air Fuel Ratio Sensor (Bank 1 Sensor 1)
- C 57 Power Steering Oil Pressure Switch
- C 65 Generator Assembly
- C 66 Starter Assembly
- C 67 Generator Assembly
- C 68 Noise Filter (Ignition)
- D 4 Starter Assembly
- h 3 Knock Control Sensor (Bank 1)
- p 1 Front Speed Sensor RH
- p 2 Front Speed Sensor LH

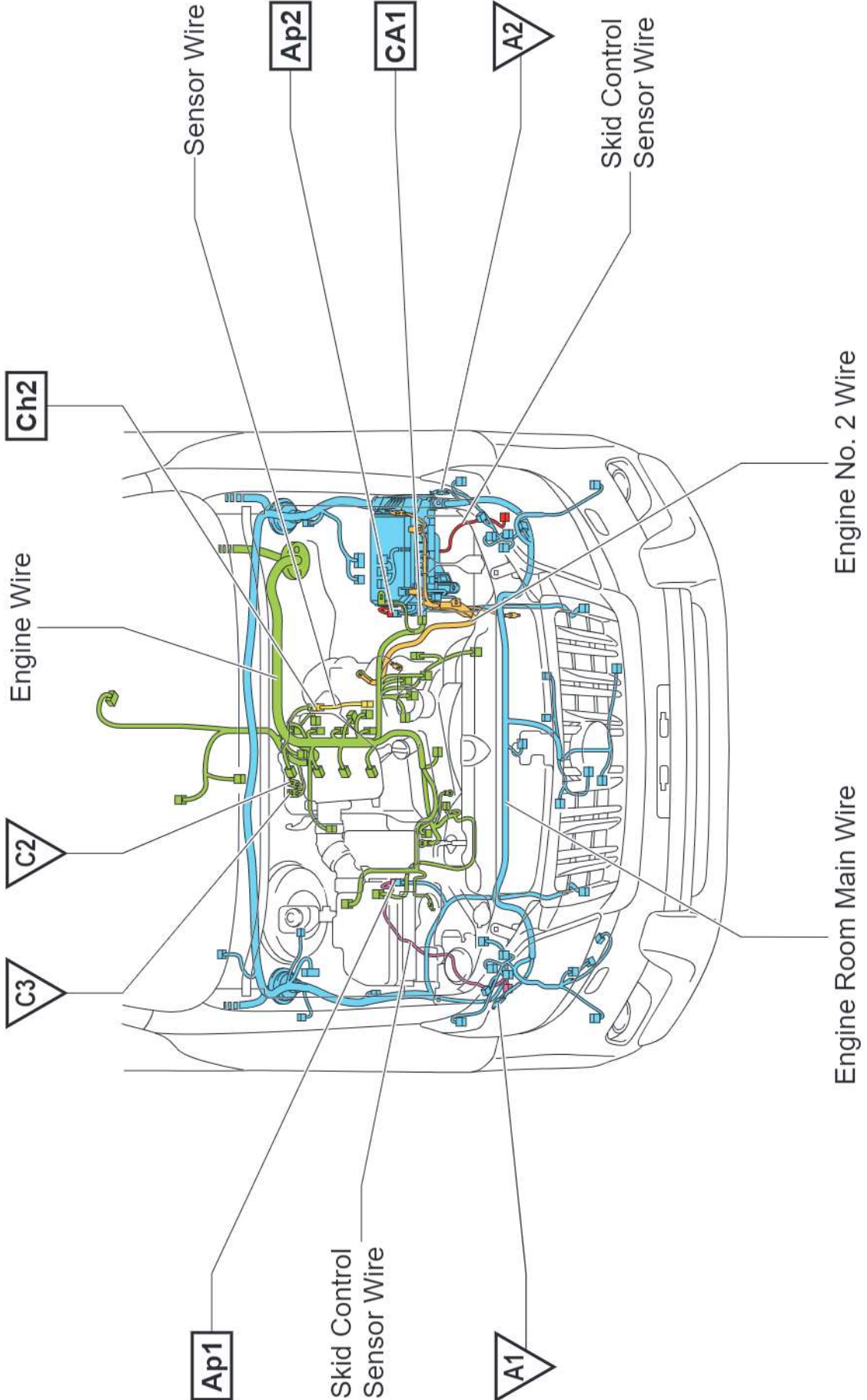
Position of Parts in Engine Compartment (RHD 2TR-FE) (Before Oct. 2011 Production)



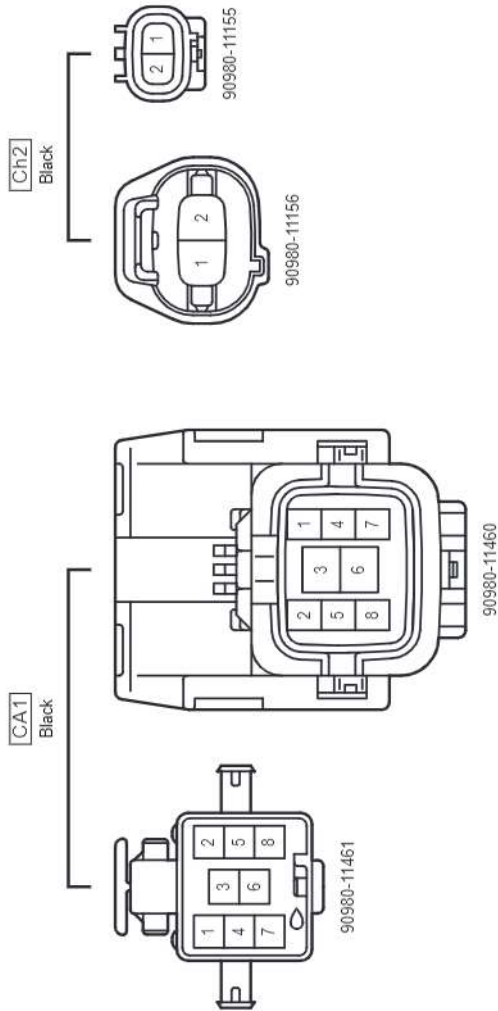
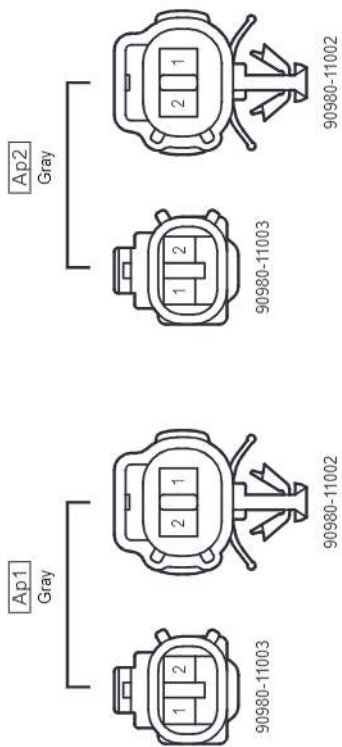
Position of Parts in Engine Compartment (RHD 2TR-FE) (Before Oct. 2011 Production)



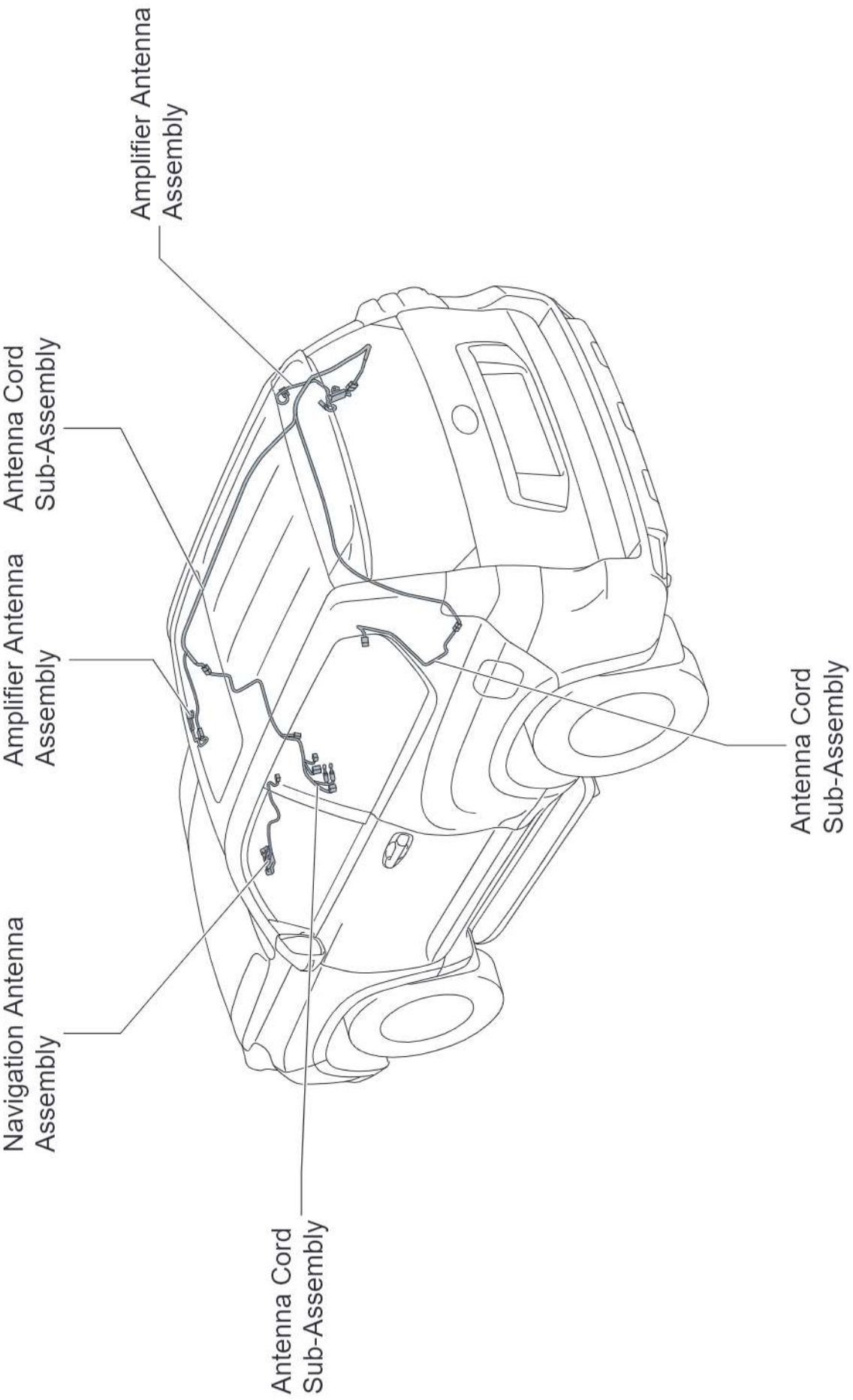
Wire and Wire , Ground Points in Engine Compartment (RHD 2TR-FE)



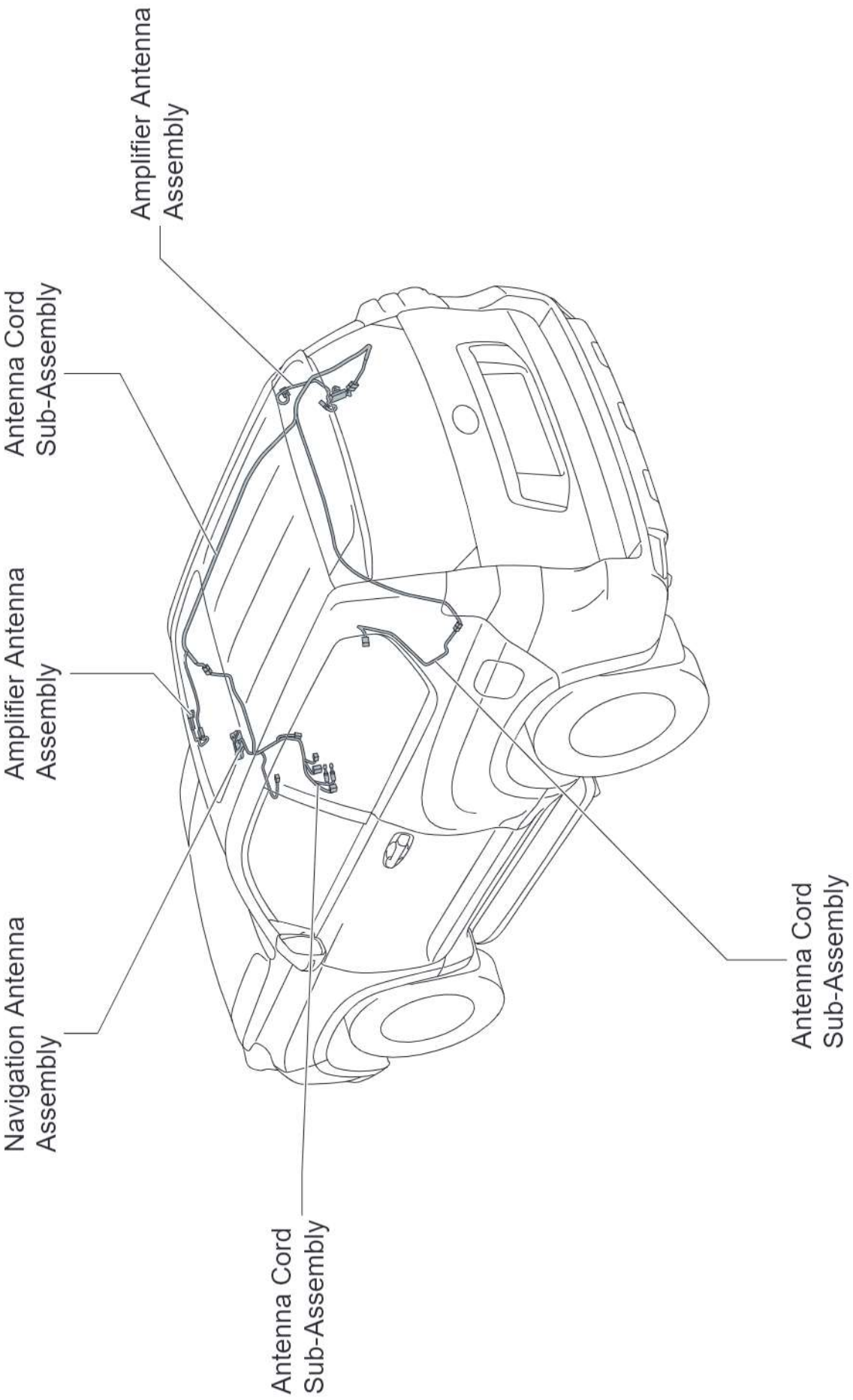
Wire and Wire , Ground Points in Engine Compartment (RHD 2 TR-FE)

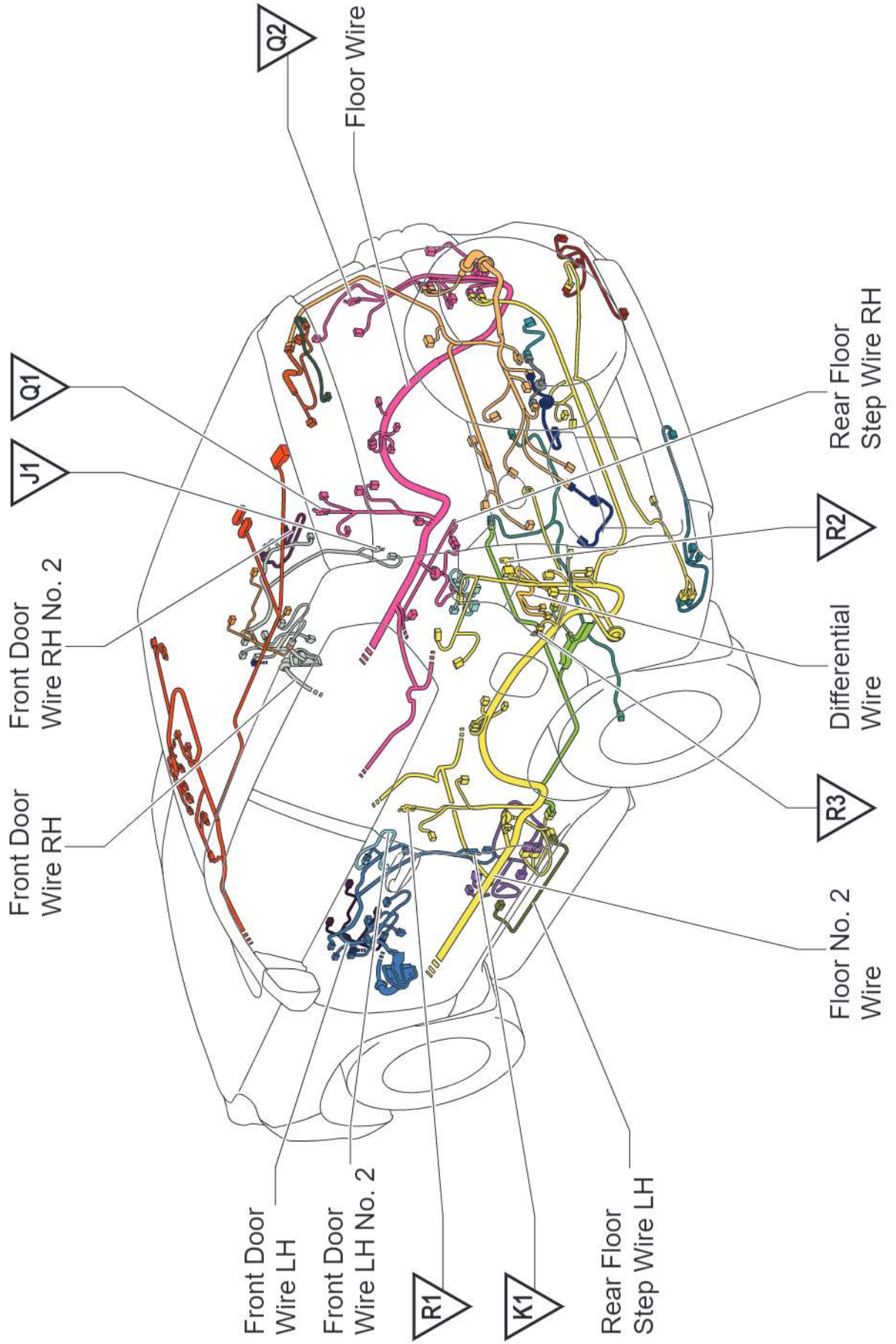


Antenna in Antenna (LHD 3-Door)

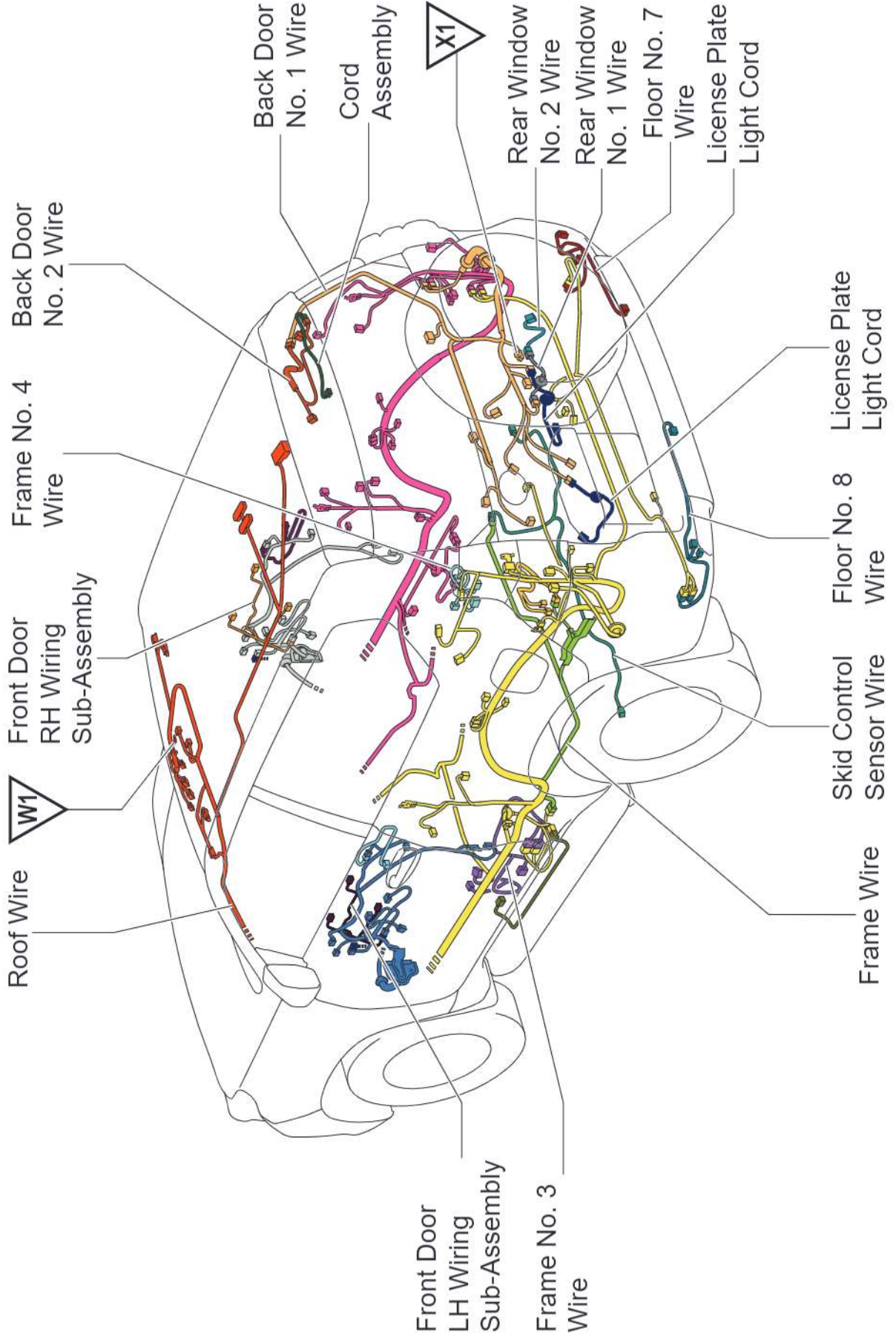


Antenna in Antenna (RHD 3-Door)

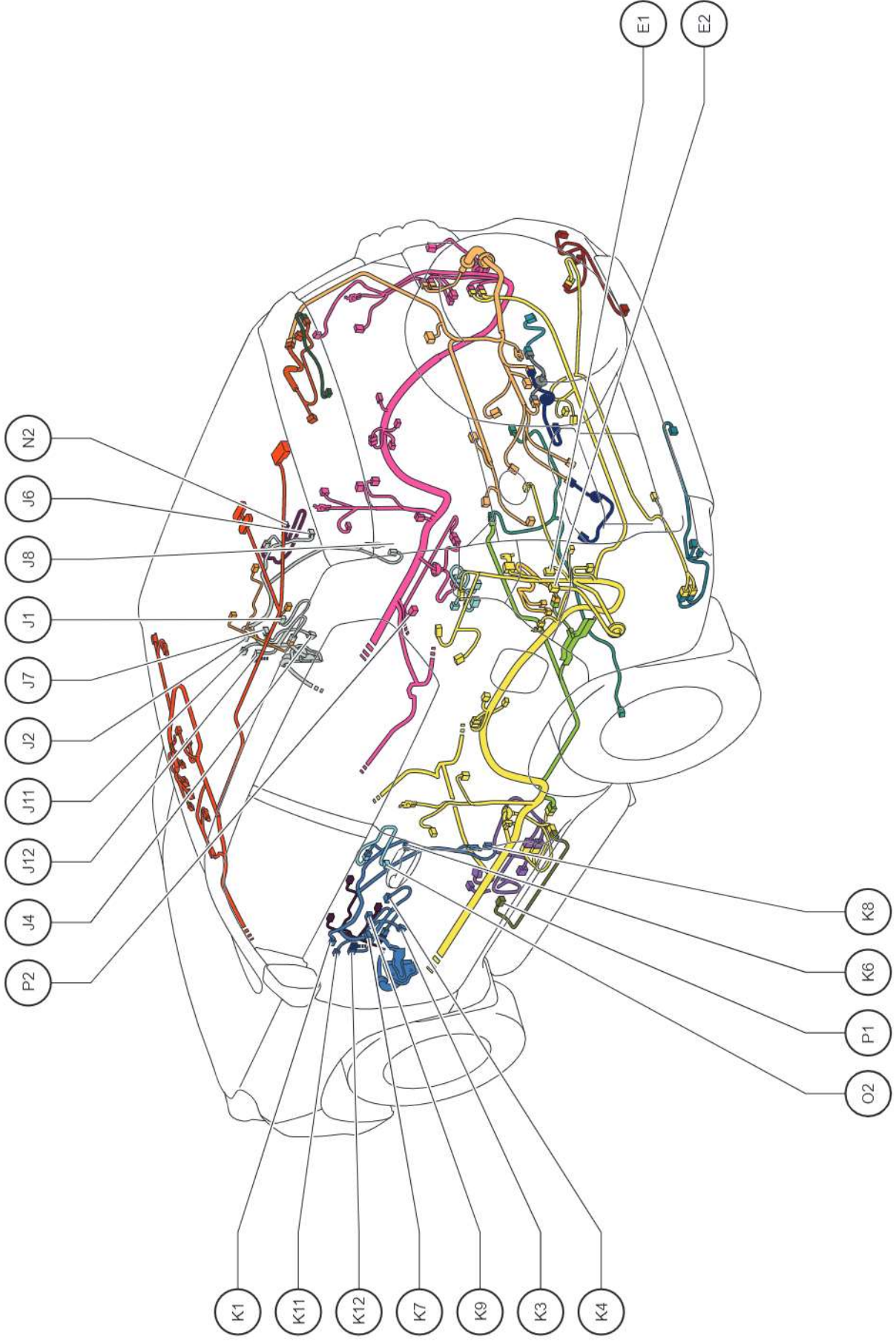




Ground Points in Body (LHD 3-Door) (From Aug. 2017 Production)

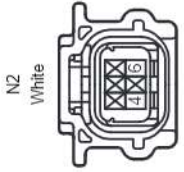
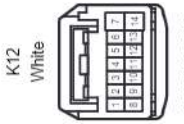
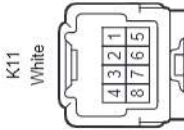
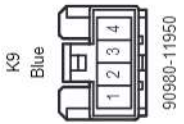
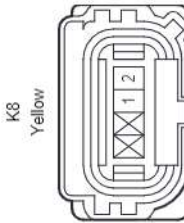
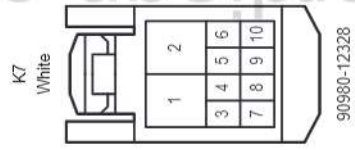
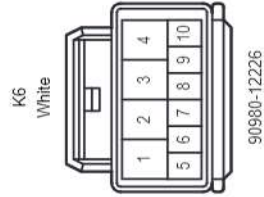
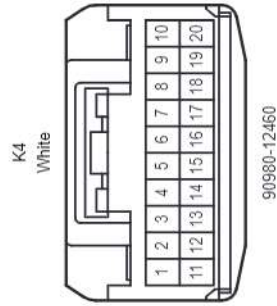
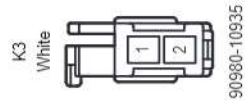
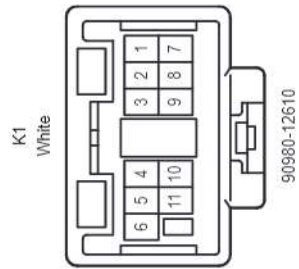
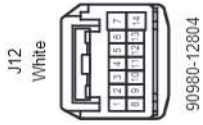
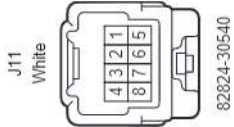
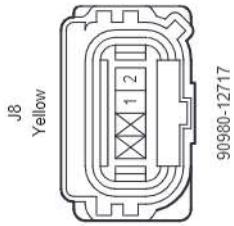
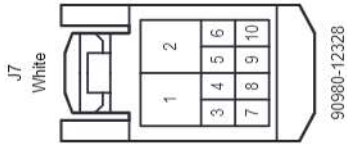
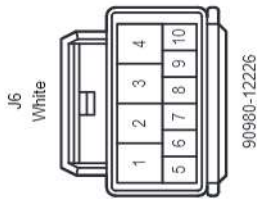
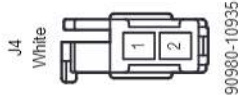
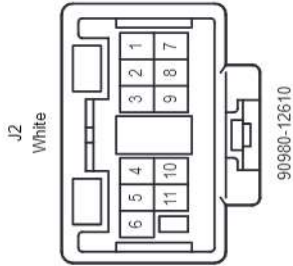
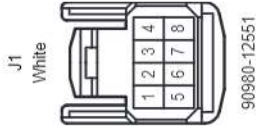
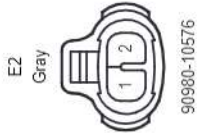
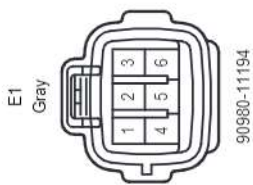


Position of Parts in Body (LHD 3-Door) (From Aug. 2017 Production)



E 1 Differential Lock Shift Actuator
E 2 No. 1 Transfer Indicator Switch
J 1 Front Power Window Regulator Switch Assembly RH
J 2 Outer Rear View Mirror Assembly RH
J 4 Front No. 2 Speaker Assembly RH
J 6 Front Door with Motor Lock Assembly RH
J 7 Front Power Window Regulator Motor Assembly RH
J 8 Side Airbag Sensor Assembly RH
J 11 Outer Rear View Mirror Assembly RH
J 12 Outer Mirror Control ECU Assembly RH
K 1 Outer Rear View Mirror Assembly LH
K 3 Front No. 2 Speaker Assembly LH
K 4 Multiplex Network Master Switch Assembly
K 6 Front Door with Motor Lock Assembly LH
K 7 Front Power Window Regulator Motor Assembly LH
K 8 Side Airbag Sensor Assembly LH
K 9 Seat Memory Switch
K 11 Outer Rear View Mirror Assembly LH
K 12 Outer Mirror Control ECU Assembly LH
N 2 Electrical Key Antenna RH
O 2 Electrical Key Antenna LH
P 1 Front Side Step Light LH
P 2 Front Side Step Light RH

Position of Parts in Body (LHD 3-Door) (From Aug. 2017 Production)



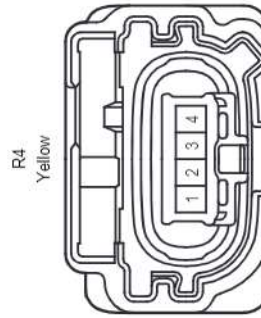
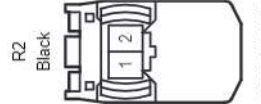
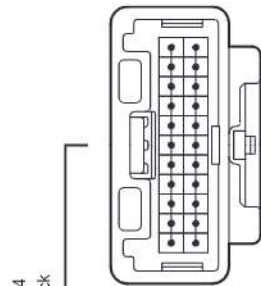
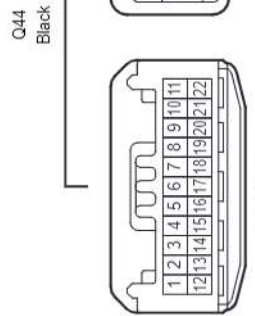
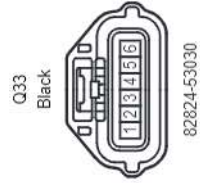
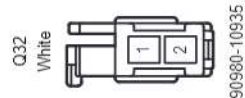
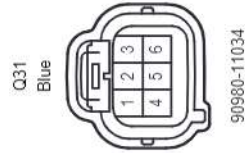
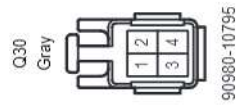
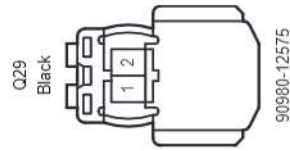
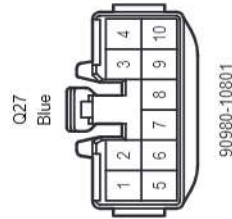
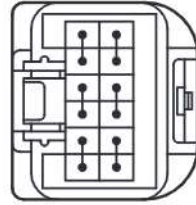
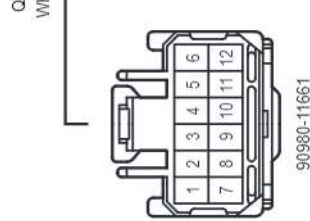
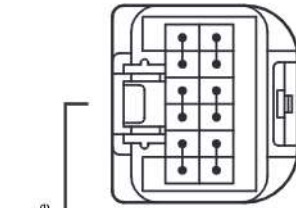
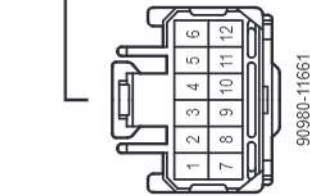
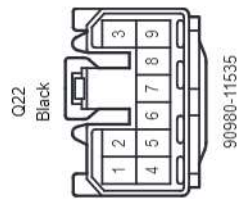
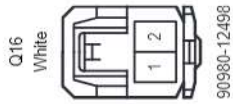
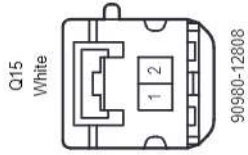
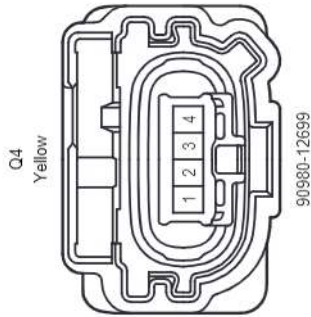
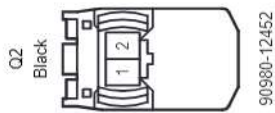
Position of Parts in Body (LHD 3-Door) (From Aug. 2017 Production)



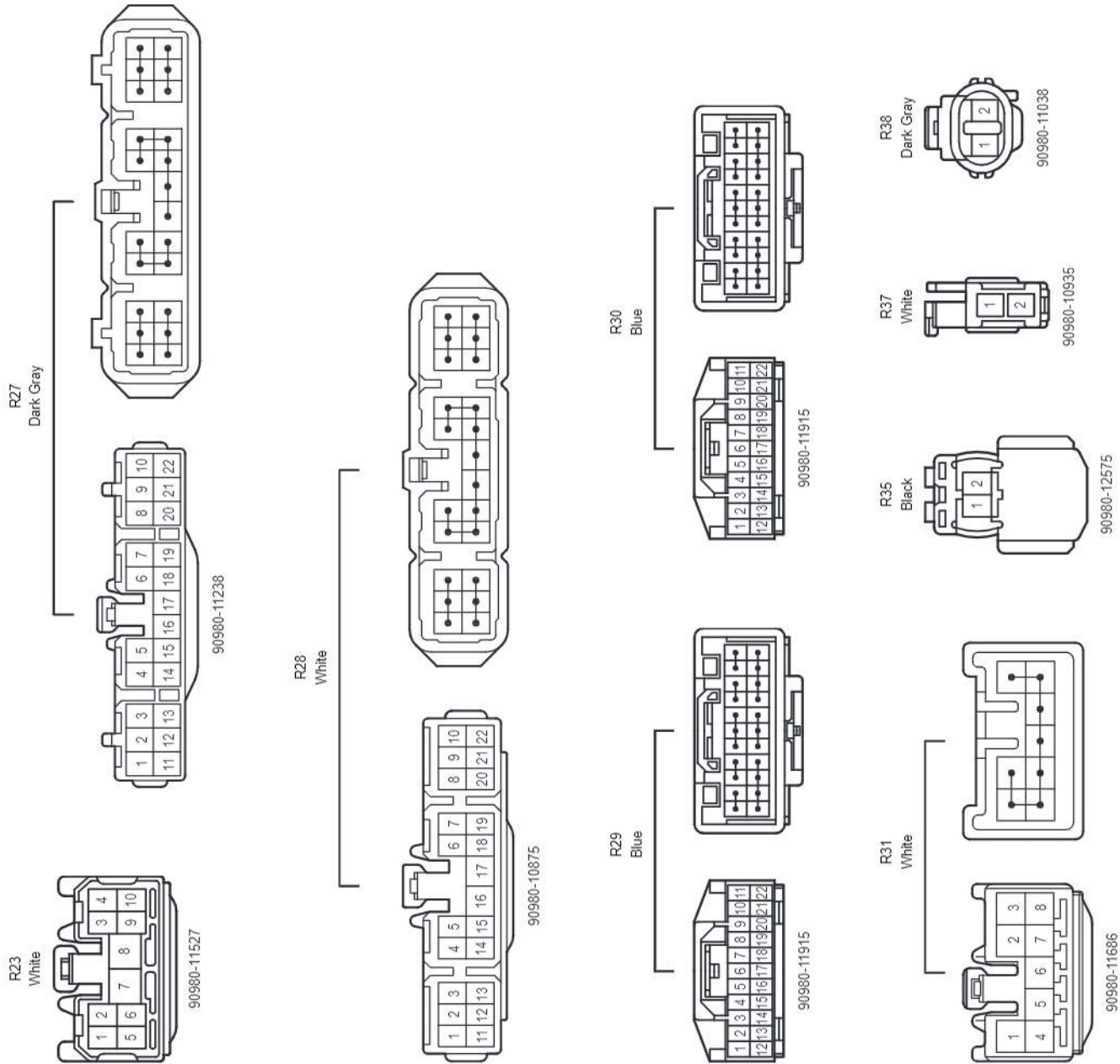
* 1:w/ Entry & Start System
 * 2:w/o Entry & Start System

Q 2	Front Seat Outer Belt Assembly RH
Q 4	Rear Side Airbag Sensor Assembly RH
Q 8	Front Door Courtesy Light Switch Assembly RH
Q 15	Rear Header Speaker Assembly RH
Q 16	Rear Power Point Socket Assembly
Q 22	Power Outlet Socket
Q 23	Junction Connector
Q 24	Junction Connector
Q 27	Voltage Inverter Assembly
Q 29	Curtain Shield Airbag Assembly RH
Q 30	No. 1 Speaker with Box Assembly
Q 31	Rear Combination Light Assembly RH
Q 32	Rear Speaker Set RH
Q 33	Theft Warning Siren Assembly
Q 44	Junction Connector
R 2	Front Seat Outer Belt Assembly LH
R 4	Rear Side Airbag Sensor Assembly LH
R 7	Front Door Courtesy Light Switch Assembly LH
R 9	Back Door Courtesy Light Switch Assembly
R 13	Rear Header Speaker Assembly LH
R 15	No. 3 Indoor Electrical Key Antenna Assembly
R 17	Door Control Receiver
R 22	Rear Combination Light Assembly LH
R 23	Trailer Socket
R 27	Junction Connector
R 28	Junction Connector
R 29	Junction Connector
R 30	Junction Connector
R 31	Junction Connector
R 35	Curtain Shield Airbag Assembly LH
R 37	Rear Speaker Set LH
R 38	Fuel Pump
R 41	Tire Pressure Warning ECU and Receiver
R 50	Outside Luggage Electrical Key Antenna
R 51	Fuel Sender Gauge Assembly

Position of Parts in Body (LHD 3-Door) (From Aug. 2017 Production)

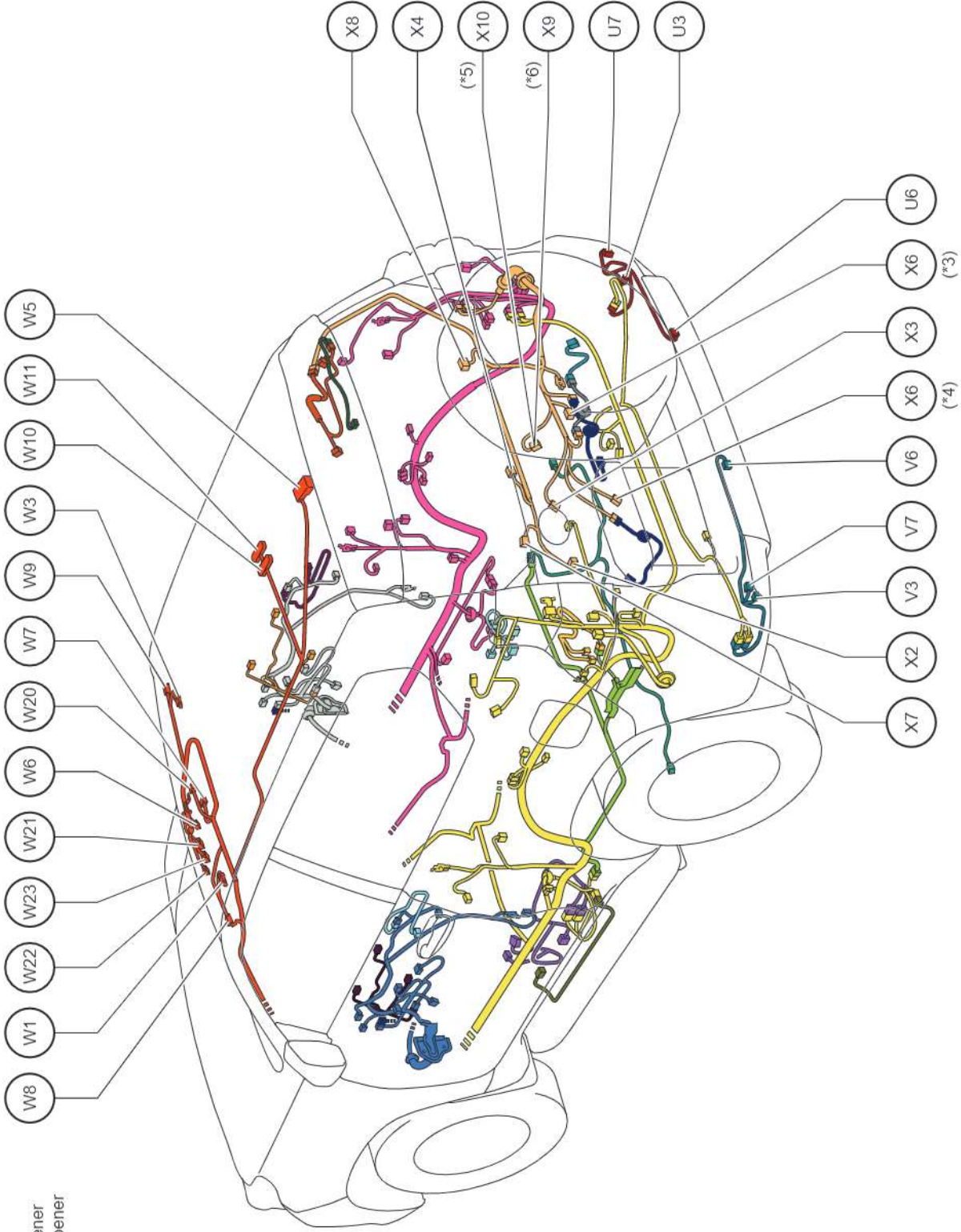


Position of Parts in Body (LHD 3-Door) (From Aug. 2017 Production)



cardiagn.com

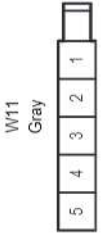
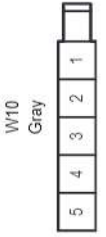
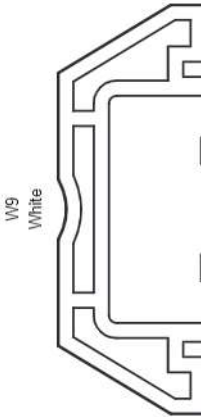
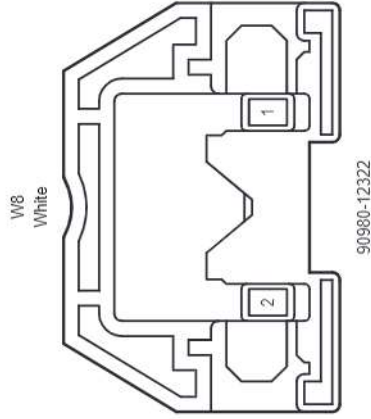
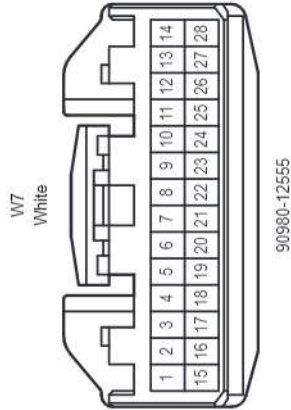
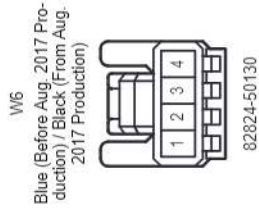
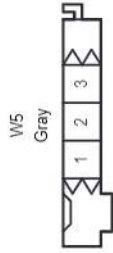
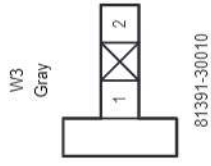
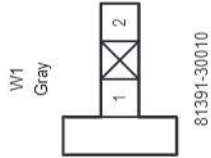
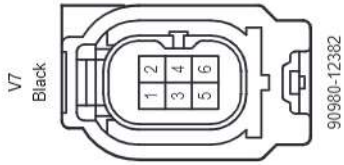
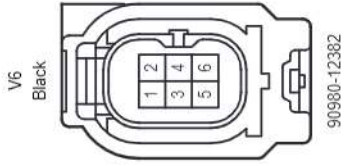
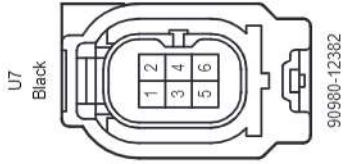
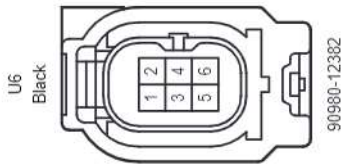
Position of Parts in Body (LHD 3-Door) (From Aug. 2017 Production)



- * 3: w/ Glass Hatch Opener
- * 4: w/o Glass Hatch Opener
- * 5: w/ Camera
- * 6: w/ Smart Camera

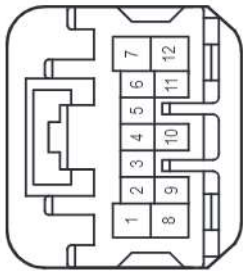
U 3	Rear Fog Light Assembly RH
U 6	Rear No. 1 Ultrasonic Sensor Center RH
U 7	Rear No. 1 Ultrasonic Sensor RH
V 3	Rear Fog Light Assembly LH
V 6	Rear No. 1 Ultrasonic Sensor Center LH
V 7	Rear No. 1 Ultrasonic Sensor LH
W 1	Vanity Light Assembly LH
W 3	Vanity Light Assembly RH
W 5	No. 2 Room Light Assembly
W 6	Rain Sensor
W 7	Map Light Assembly
W 8	Visor Assembly LH
W 9	Visor Assembly RH
W 10	No. 1 Room Light Assembly LH
W 11	No. 1 Room Light Assembly RH
W 20	Sliding Roof Control ECU
W 21	Inner Rear View Mirror Assembly
W 22	Forward Recognition Camera
W 23	Forward Recognition with Heater Hood Sub-Assembly
X 2	Back Door Lock Assembly
X 3	Glass Hatch Opener Switch Assembly
X 4	Back Window Lock Assembly
X 6	Luggage Electrical Key Switch
X 7	Rear Window Defogger (Back Door Glass)
X 8	Rear Window Defogger (Back Door Glass)
X 9	Rear Television Camera Assembly
X 10	Rear Television Camera Assembly

Position of Parts in Body (LHD 3-Door) (From Aug. 2017 Production)



Position of Parts in Body (LHD 3-Door) (From Aug. 2017 Production)

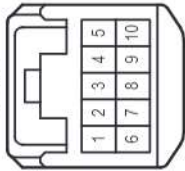
W20
White



90980-12812

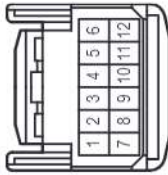
W21

White (Before Aug. 2017 Production) / Black (From Aug. 2017 Production)



90980-12368

W22
Gray



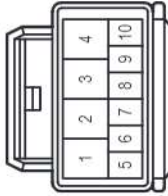
90980-12552

W23
Black



90980-12063

X2
White



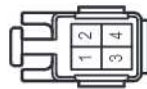
90980-12226

X3
White



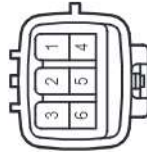
90980-11155

X4
White



90980-10795

X6
Dark Gray



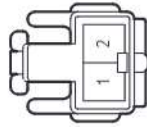
90980-11193

X7
Black



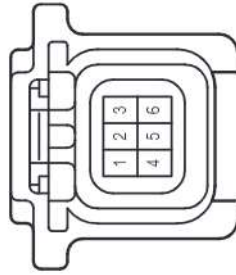
90980-11097

X8
Black



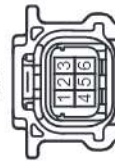
90980-10860

X9
Gray



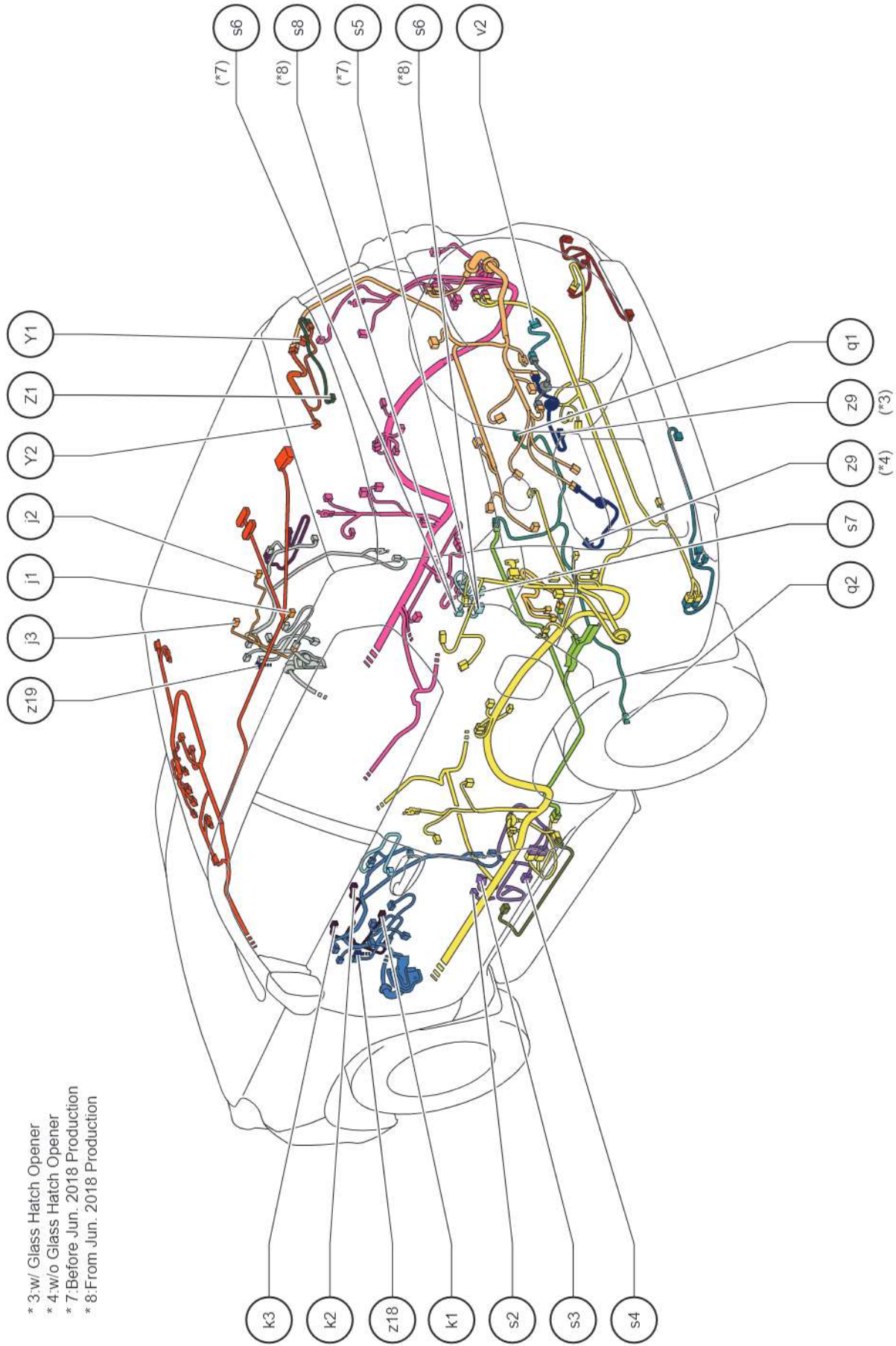
90980-12790

X10
Black



90980-12A59

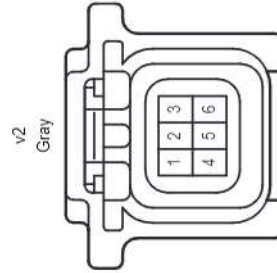
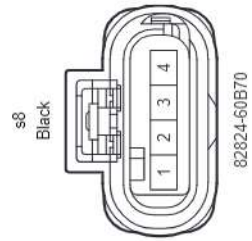
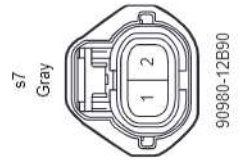
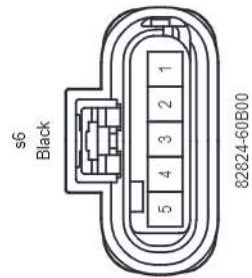
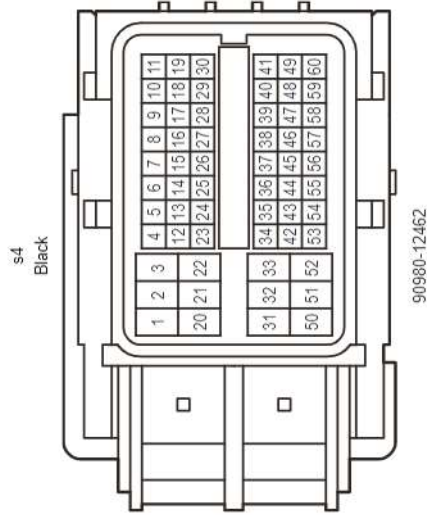
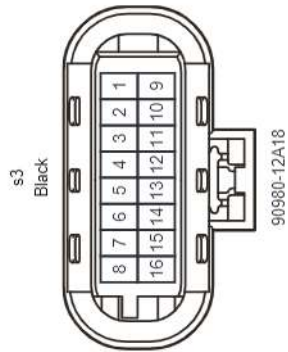
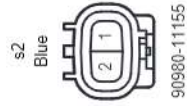
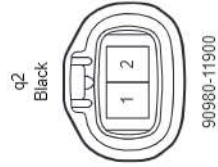
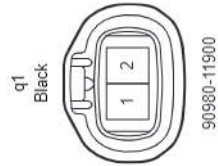
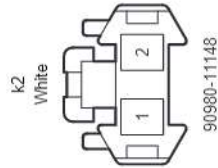
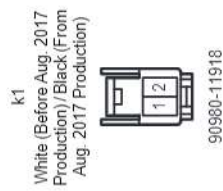
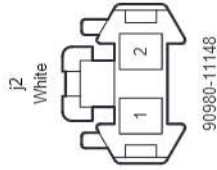

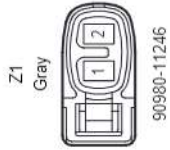
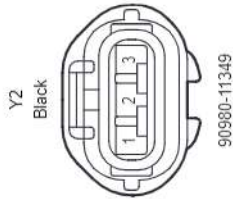
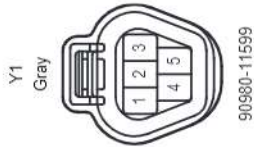
Position of Parts in Body (LHD 3-Door) (From Aug. 2017 Production)

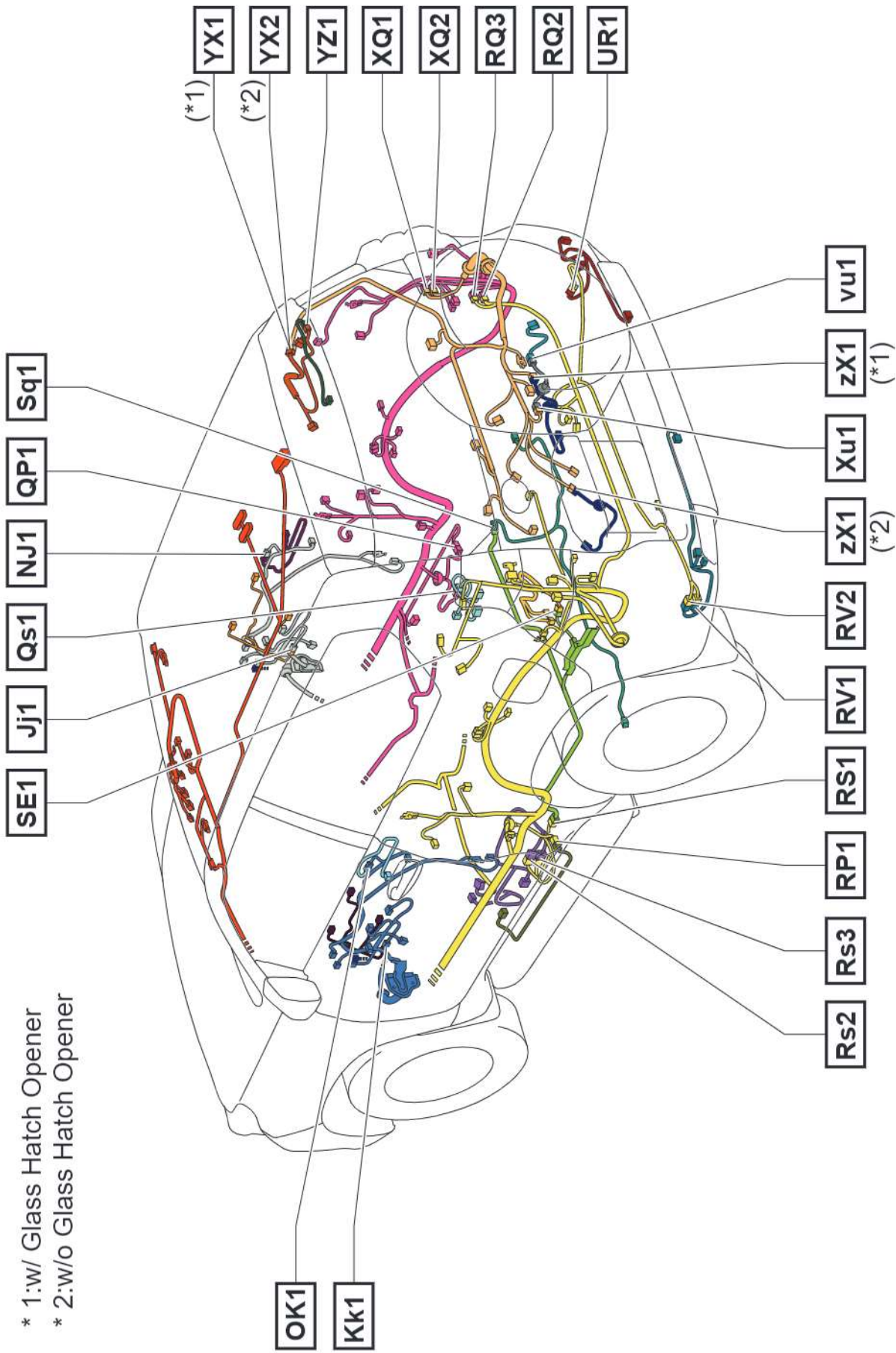


- * 3:w/ Glass Hatch Opener
- * 4:w/o Glass Hatch Opener
- * 7:Before Jun. 2018 Production
- * 8:From Jun. 2018 Production

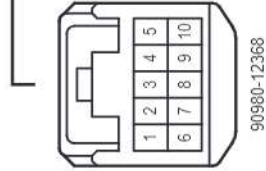
Y	1	Rear Wiper Motor Assembly
Y	2	Rear Window Defogger (Back Door Glass)
Z	1	Center Stop Light Assembly
j	1	Front Door Pocket Illumination RH
j	2	Front Door Trim Illumination RH
j	3	Front Door Inside Handle Illumination Light Assembly RH
k	1	Front Door Pocket Illumination LH
k	2	Front Door Trim Illumination LH
k	3	Front Door Inside Handle Illumination Light Assembly LH
q	1	Rear Speed Sensor RH
q	2	Rear Speed Sensor LH
s	2	Urea Tube with Heater ASSY
s	3	Urea Pump
s	4	Urea Pump Control ECU
s	5	No. 4 Exhaust Gas Temperature Sensor
s	6	Nitrogen Oxides Sensor
s	7	No. 4 Exhaust Gas Temperature Sensor
s	8	Particulate Matter Sensor
v	2	Rear Television Camera Assembly
z	9	License Plate Light Assembly
z	18	Outer Rear View Mirror Assembly LH , Outer Mirror Control ECU Assembly LH
z	19	Outer Rear View Mirror Assembly RH , Outer Mirror Control ECU Assembly RH

Position of Parts in Body (LHD 3-Door) (From Aug. 2017 Production)

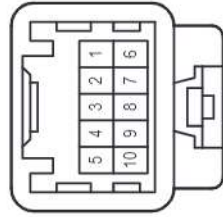




J11
White

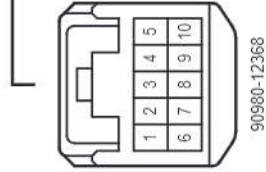


90980-12368

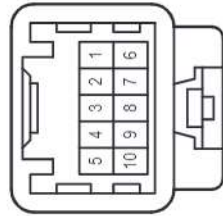


90980-12367

Kk1
White

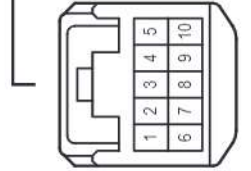


90980-12368

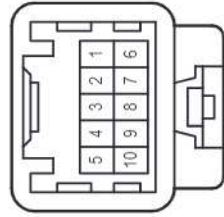


90980-12367

NJ1
White

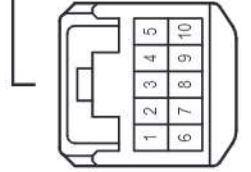


90980-12368

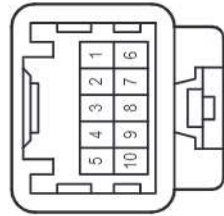


90980-12367

OK1
White

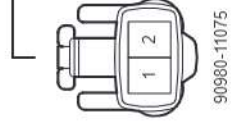


90980-12368

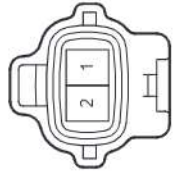


90980-12367

QP1
Gray

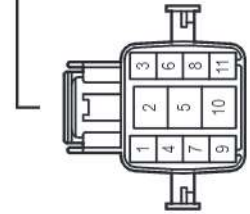


90980-11075

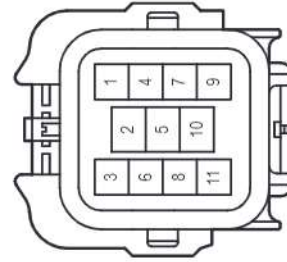


90980-11073

Qs1
Black

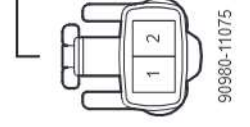


90980-11612

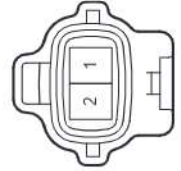


90980-11609

RP1
Gray



90980-11075



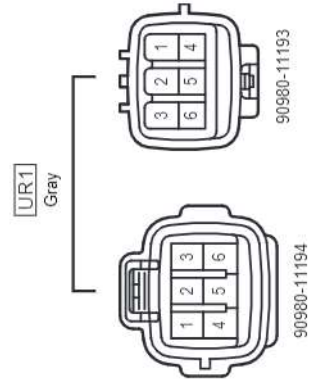
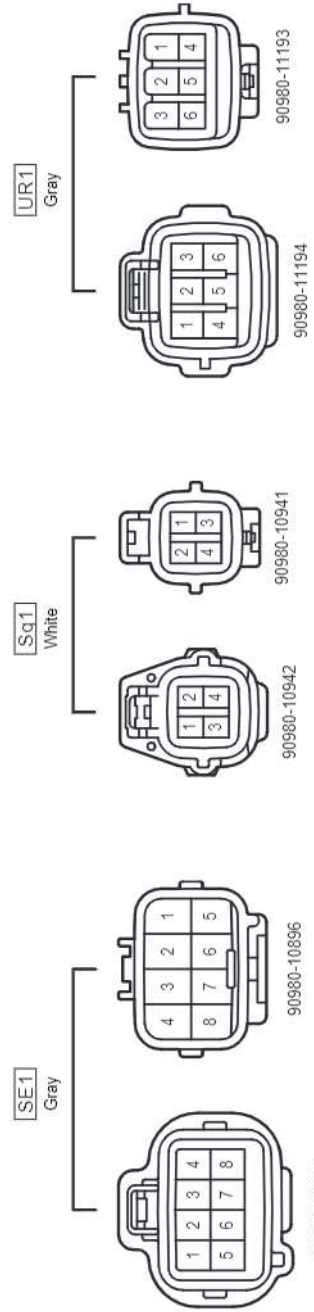
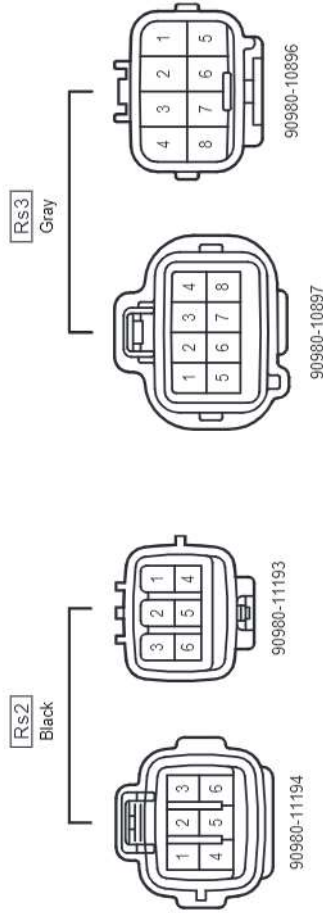
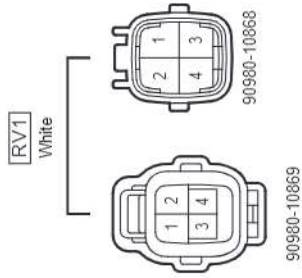
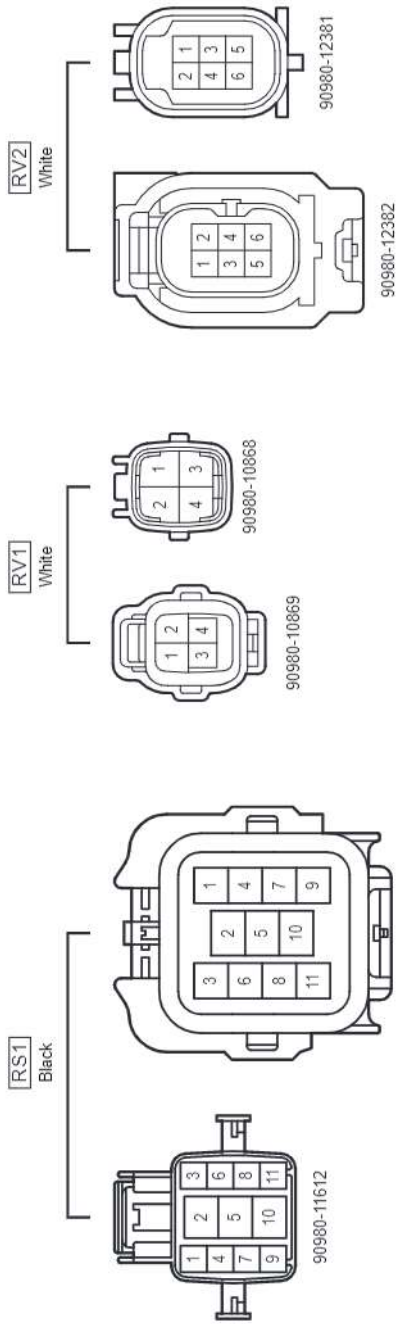
90980-11073

cardiagn.com

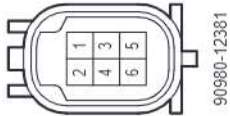
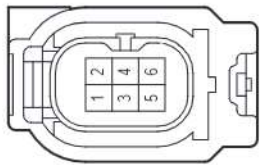
RQ2
White

RQ3
White

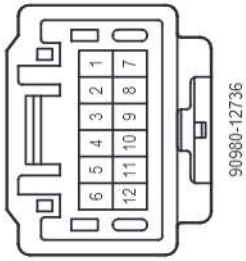
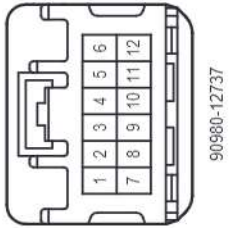
Wire and Wire in Body (LHD 3-Door) (From Aug. 2017 Production)



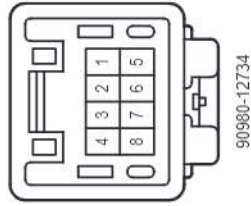
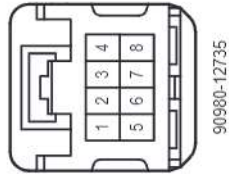
Xu1
Black



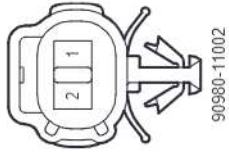
YX1
White



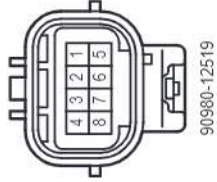
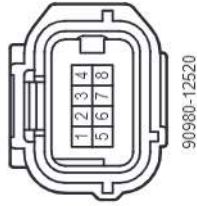
YX2
White



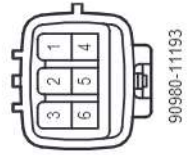
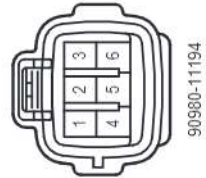
YZ1
White

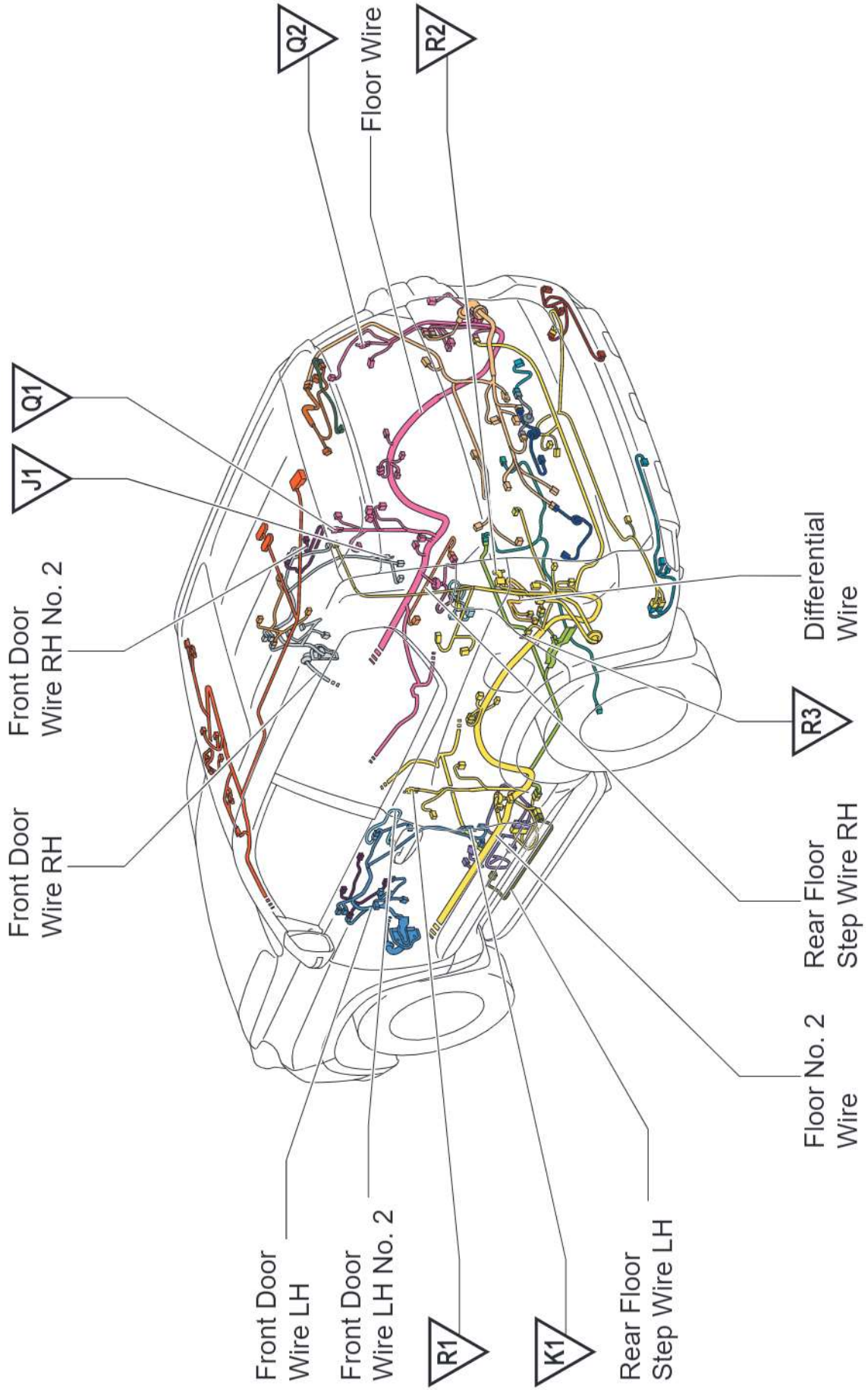


VU1
Black

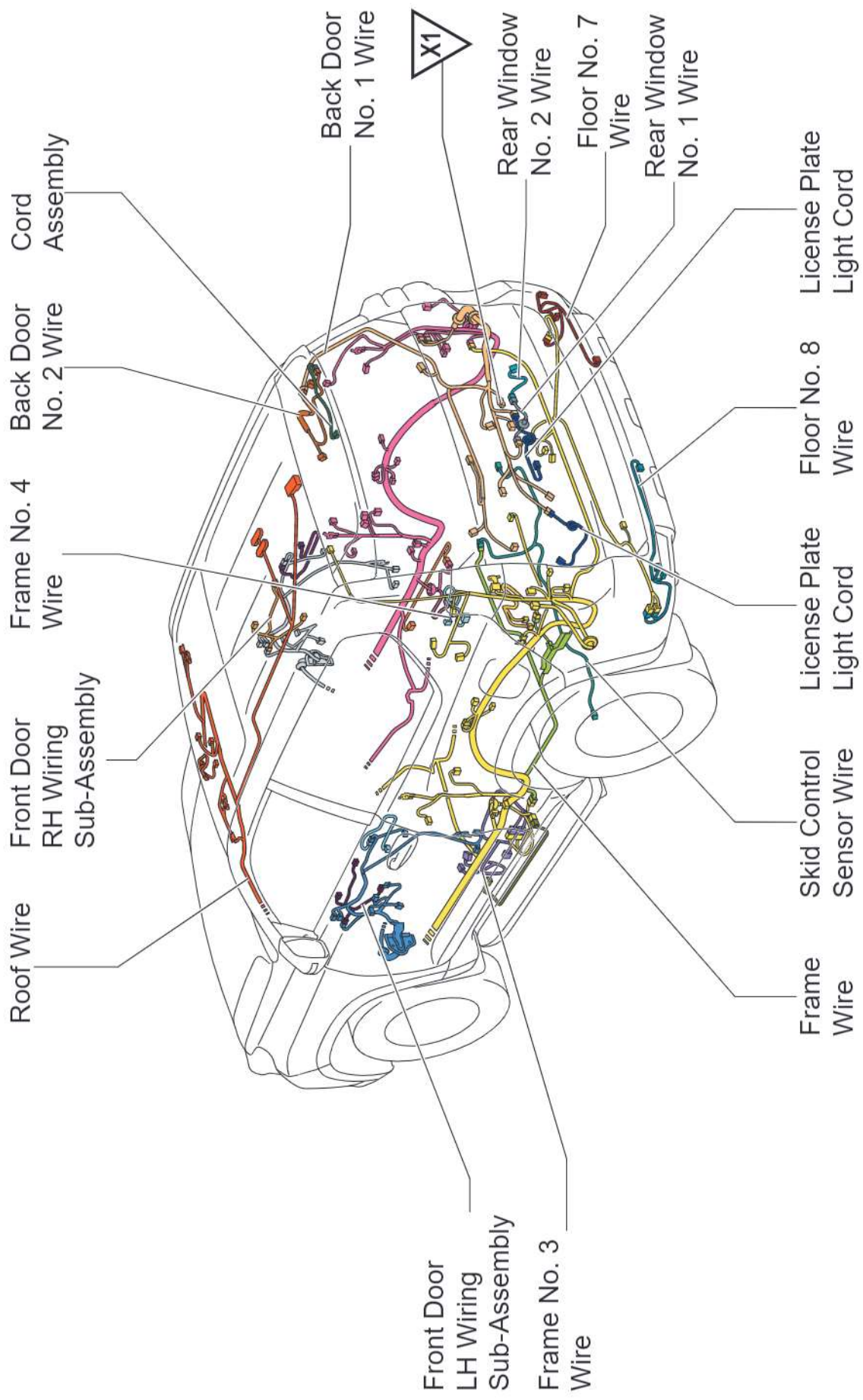


ZX1
Dark Gray

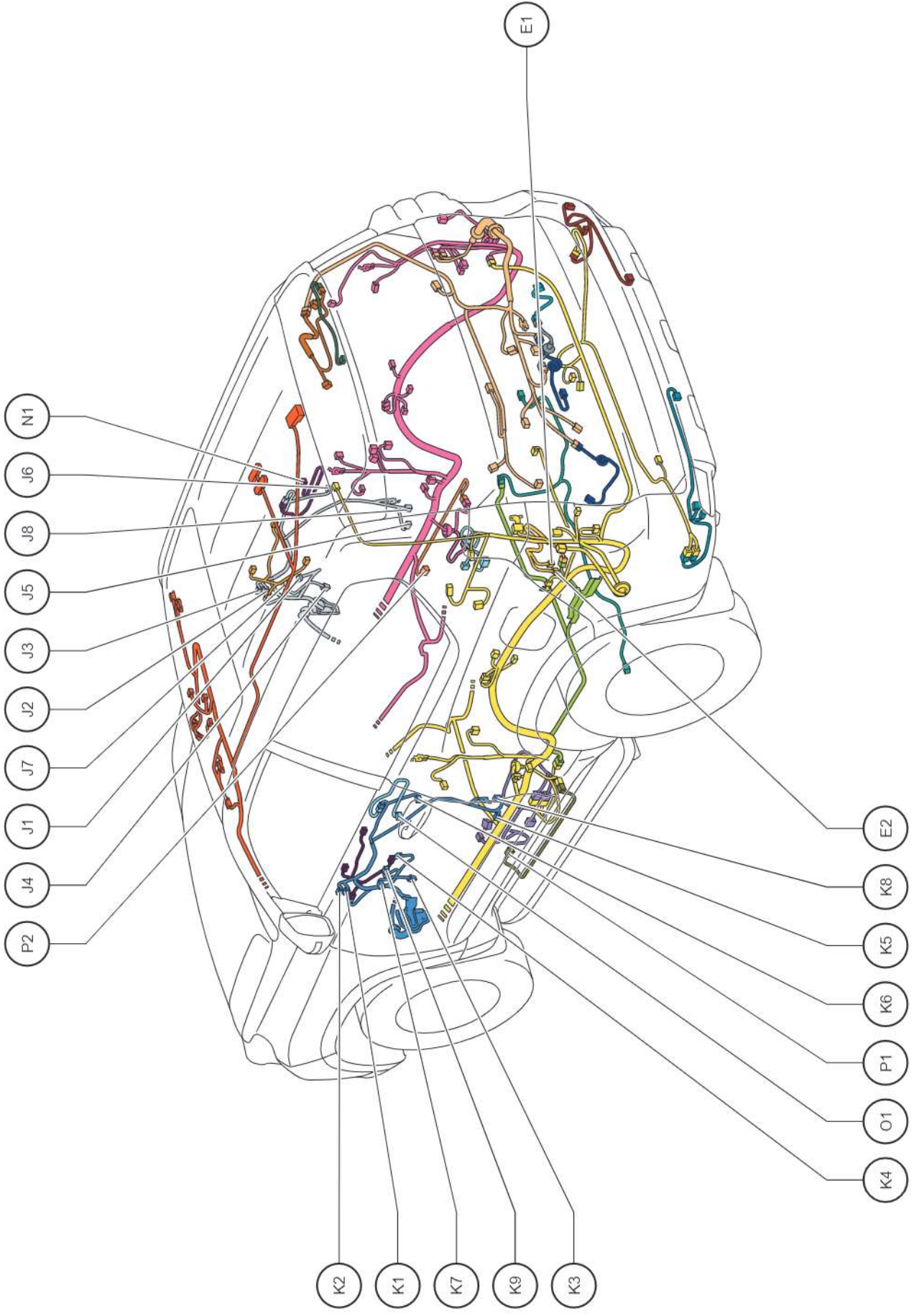




Ground Points in Body (LHD 3-Door) (Before Aug. 2017 Production)

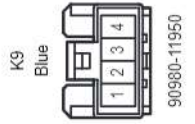
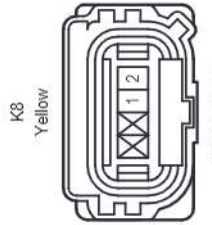
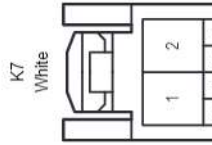
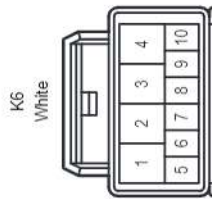
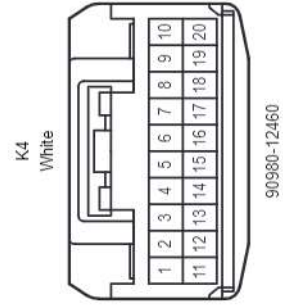
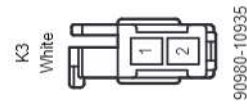
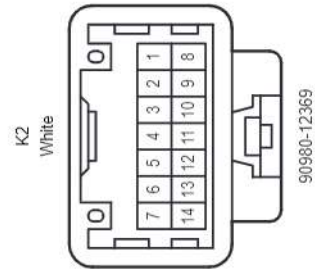
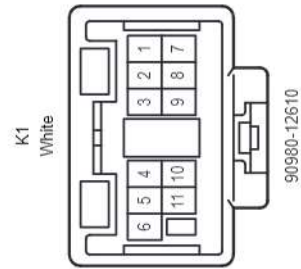
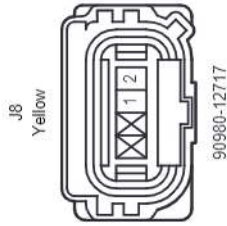
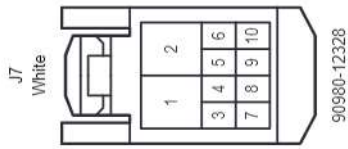
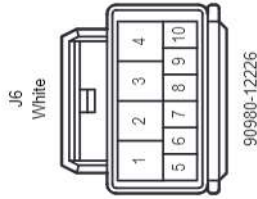
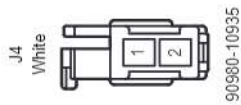
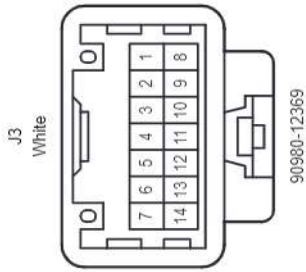
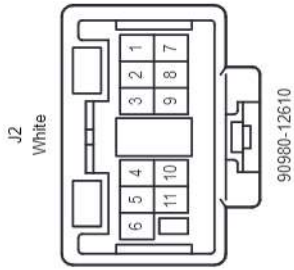
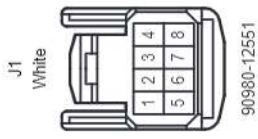
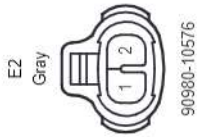
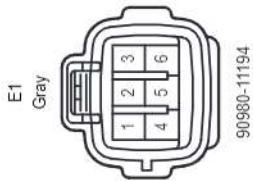


Position of Parts in Body (LHD 3-Door) (Before Aug. 2017 Production)



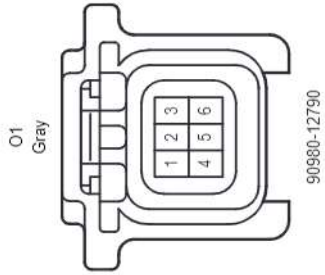
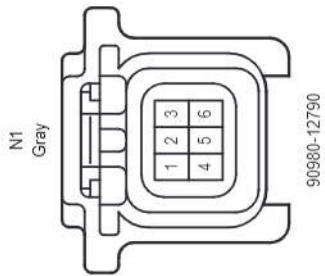
E	1	Differential Lock Shift Actuator
E	2	No. 1 Transfer Indicator Switch
J	1	Front Power Window Regulator Switch Assembly RH
J	2	Outer Rear View Mirror Assembly RH
J	3	Outer Rear View Mirror Assembly RH
J	4	Front No. 2 Speaker Assembly RH
J	5	Front Door Courtesy Light Assembly RH
J	6	Front Door with Motor Lock Assembly RH
J	7	Front Power Window Regulator Motor Assembly RH
J	8	Side Airbag Sensor Assembly RH
K	1	Outer Rear View Mirror Assembly LH
K	2	Outer Rear View Mirror Assembly LH
K	3	Front No. 2 Speaker Assembly LH
K	4	Multiplex Network Master Switch Assembly
K	5	Front Door Courtesy Light Assembly LH
K	6	Front Door with Motor Lock Assembly LH
K	7	Front Power Window Regulator Motor Assembly LH
K	8	Side Airbag Sensor Assembly LH
K	9	Seat Memory Switch
N	1	Electrical Key Antenna RH
O	1	Electrical Key Antenna LH
P	1	Front Side Step Light LH
P	2	Front Side Step Light RH

Position of Parts in Body (LHD 3-Door) (Before Aug. 2017 Production)

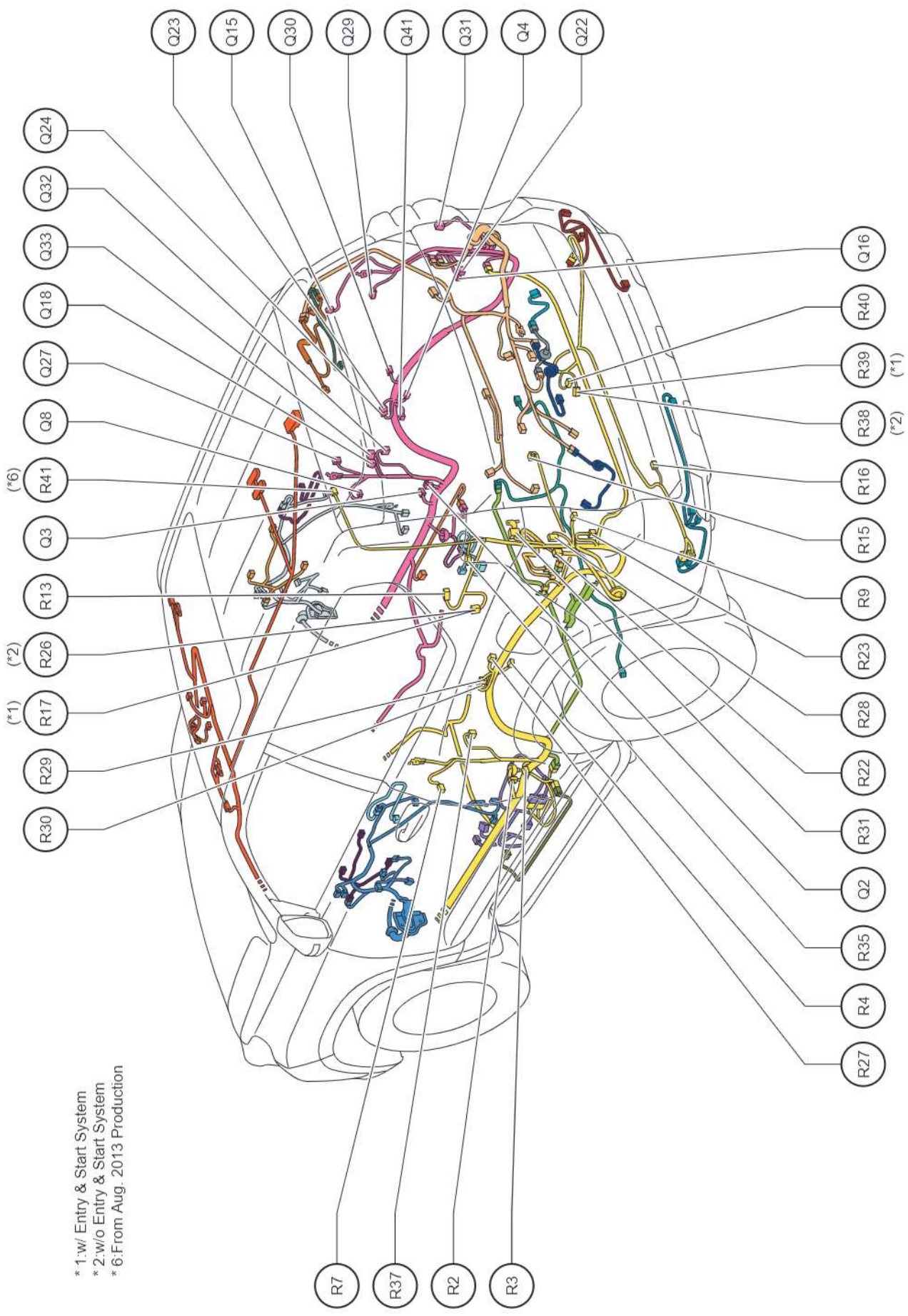


cardiagn.com

Position of Parts in Body (LHD 3-Door) (Before Aug. 2017 Production)



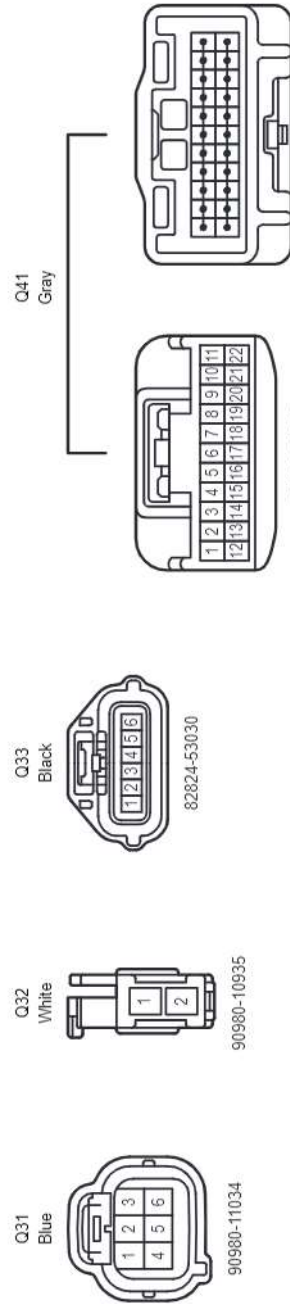
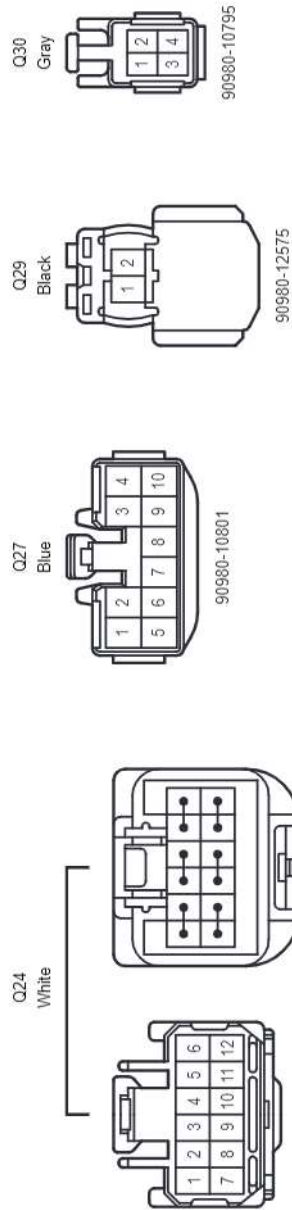
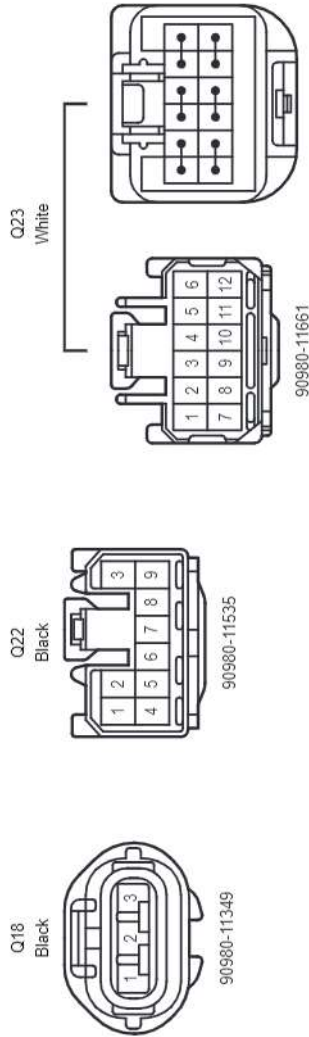
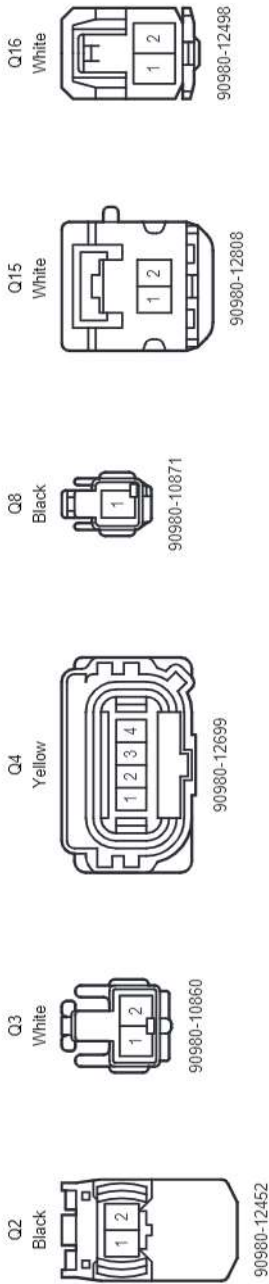
Position of Parts in Body (LHD 3-Door) (Before Aug. 2017 Production)



- * 1:w/ Entry & Start System
- * 2:w/o Entry & Start System
- * 6:From Aug. 2013 Production

- Q 2 Front Seat Outer Belt Assembly RH
- Q 3 Front Seat Outer Belt Assembly RH
- Q 4 Rear Side Airbag Sensor Assembly RH
- Q 8 Front Door Courtesy Light Switch Assembly RH
- Q 15 Rear Header Speaker Assembly RH
- Q 16 Rear Power Point Socket Assembly
- Q 18 Theft Warning Siren Assembly
- Q 22 Power Outlet Socket
- Q 23 Junction Connector
- Q 24 Junction Connector
- Q 27 Voltage Inverter Assembly
- Q 29 Curtain Shield Airbag Assembly RH
- Q 30 No. 1 Speaker with Box Assembly
- Q 31 Rear Combination Light Assembly RH
- Q 32 Rear Speaker Set RH
- Q 33 Theft Warning Siren Assembly
- Q 41 Junction Connector
- R 2 Front Seat Outer Belt Assembly LH
- R 3 Front Seat Outer Belt Assembly LH
- R 4 Rear Side Airbag Sensor Assembly LH
- R 7 Front Door Courtesy Light Switch Assembly LH
- R 9 Back Door Courtesy Light Switch Assembly
- R 13 Rear Header Speaker Assembly LH
- R 15 No. 3 Indoor Electrical Key Antenna Assembly
- R 16 Outside Luggage Electrical Key Antenna
- R 17 Door Control Receiver
- R 22 Rear Combination Light Assembly LH
- R 23 Trailer Socket
- R 26 Door Control Receiver
- R 27 Junction Connector
- R 28 Junction Connector
- R 29 Junction Connector
- R 30 Junction Connector
- R 31 Junction Connector
- R 35 Curtain Shield Airbag Assembly LH
- R 37 Rear Speaker Set LH
- R 38 Fuel Pump
- R 39 Fuel Tank Sub-Assembly

Position of Parts in Body (LHD 3-Door) (Before Aug. 2017 Production)



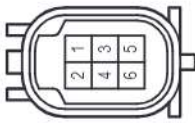
Position of Parts in Body (LHD 3-Door) (Before Aug. 2017 Production)

R15
Grey



90980-12572

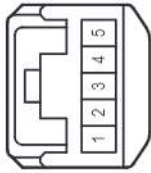
R16
White



90980-12381

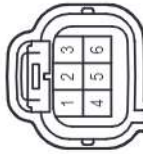
R17

Blue (Before Aug. 2017 Production) / Black (From Aug. 2017 Production)



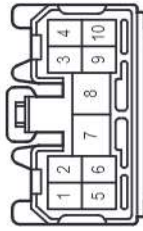
90980-12366

R22
Blue



90980-11034

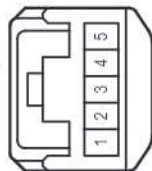
R23
White



90980-11527

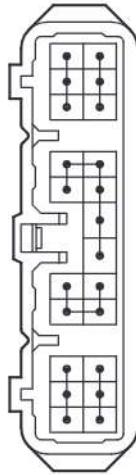
R26

White (Before Aug. 2017 Production) / Black (From Aug. 2017 Production)



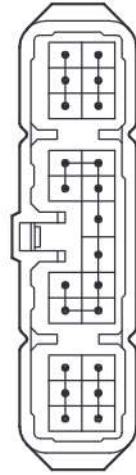
90980-12366

R27
Dark Gray



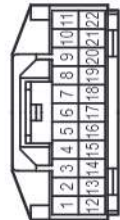
90980-11238

R28
White



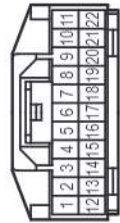
90980-10875

R29
Blue



90980-11915

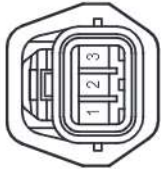
R30
Blue



90980-11915

Position of Parts in Body (LHD 3-Door) (Before Aug. 2017 Production)

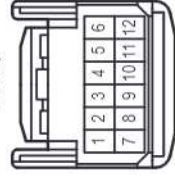
R40
Black



82890-32030

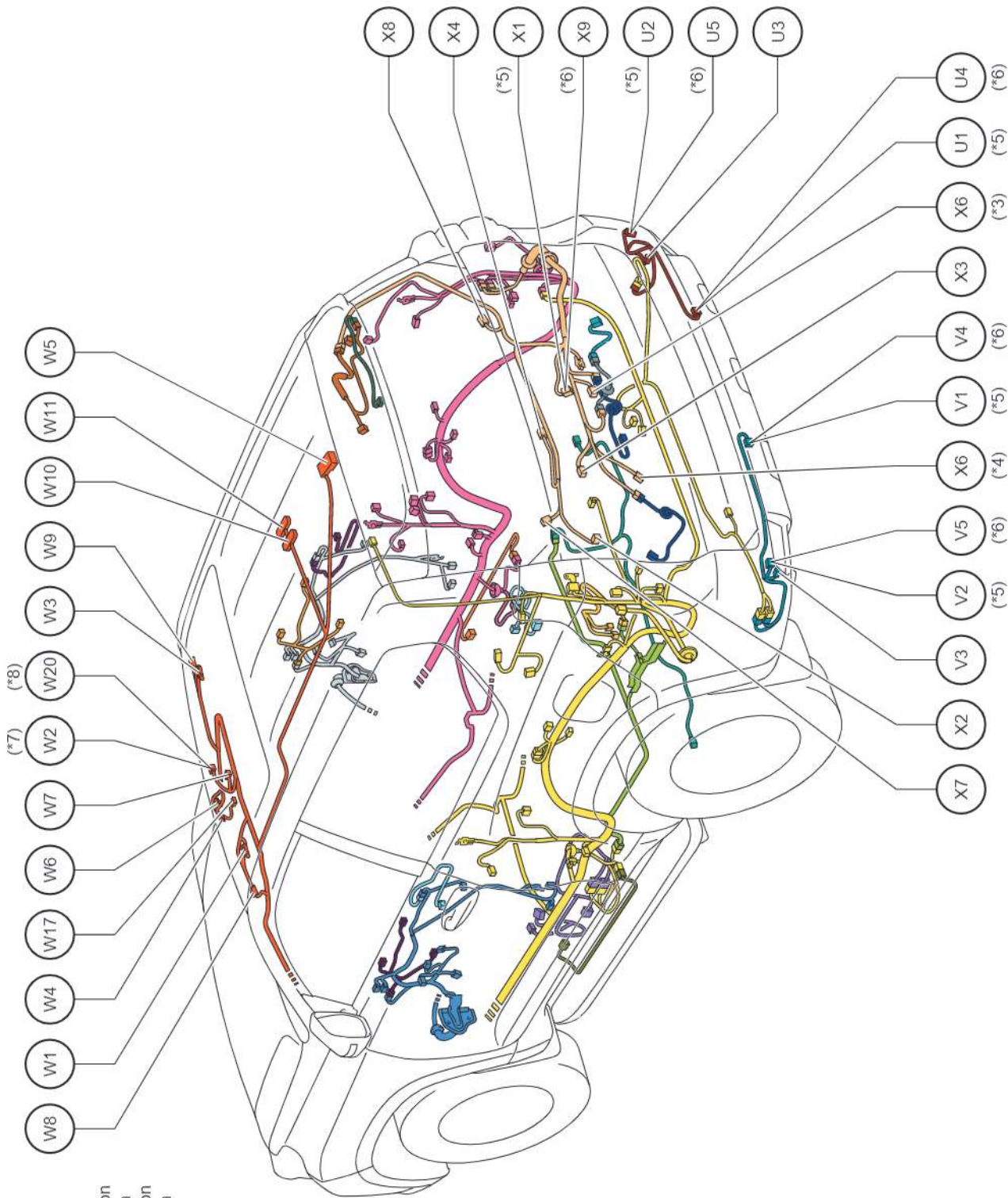
R41

Black (Before Aug. 2017 Production) / White (From Aug. 2017 Production)



90980-12552

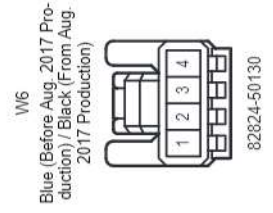
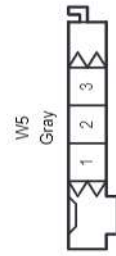
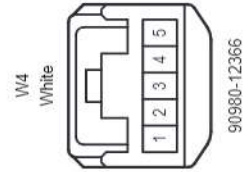
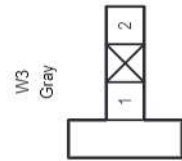
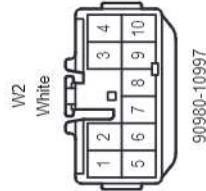
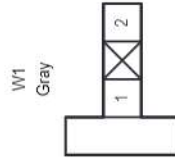
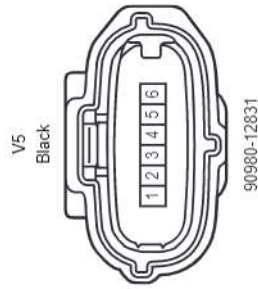
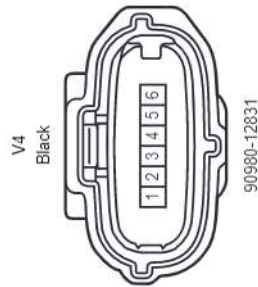
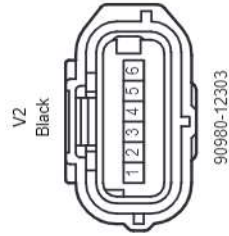
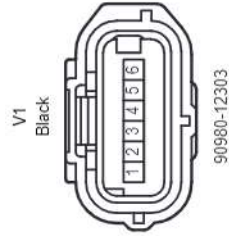
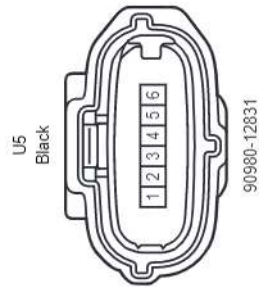
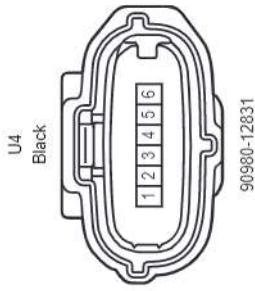
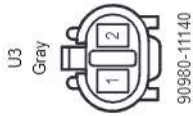
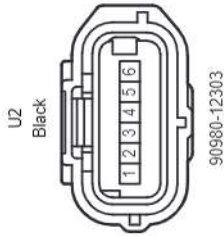
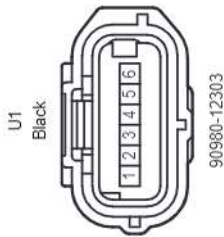
Position of Parts in Body (LHD 3-Door) (Before Aug. 2017 Production)



- * 3:w/ Glass Hatch Opener
- * 4:w/o Glass Hatch Opener
- * 5:Before Aug. 2013 Production
- * 6:From Aug. 2013 Production
- * 7:Before Aug. 2016 Production
- * 8:From Aug. 2016 Production

U	1	Rear No. 1 Ultrasonic Sensor Center RH
U	2	Rear No. 1 Ultrasonic Sensor RH
U	3	Rear Fog Light Assembly RH
U	4	Rear No. 1 Ultrasonic Sensor Center RH
U	5	Rear No. 1 Ultrasonic Sensor RH
V	1	Rear No. 1 Ultrasonic Sensor Center LH
V	2	Rear No. 1 Ultrasonic Sensor LH
V	3	Rear Fog Light Assembly LH
V	4	Rear No. 1 Ultrasonic Sensor Center LH
V	5	Rear No. 1 Ultrasonic Sensor LH
W	1	Vanity Light Assembly LH
W	2	Sliding Roof Control ECU
W	3	Vanity Light Assembly RH
W	4	Inner Rear View Mirror Assembly
W	5	No. 2 Room Light Assembly
W	6	Rain Sensor
W	7	Map Light Assembly
W	8	Visor Assembly LH
W	9	Visor Assembly RH
W	10	No. 1 Room Light Assembly LH
W	11	No. 1 Room Light Assembly RH
W	17	Inner Rear View Mirror Assembly
W	20	Sliding Roof Control ECU
X	1	Rear Television Camera Assembly
X	2	Back Door Lock Assembly
X	3	Glass Hatch Opener Switch Assembly
X	4	Back Window Lock Assembly
X	6	Luggage Electrical Key Switch
X	7	Rear Window Defogger (Back Door Glass)
X	8	Rear Window Defogger (Back Door Glass)
X	9	Rear Television Camera Assembly

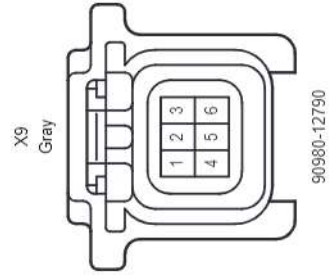
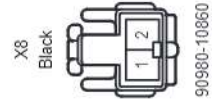

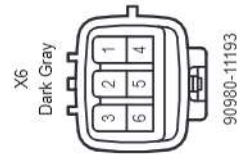
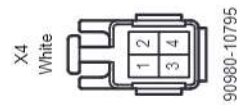
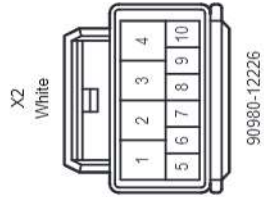
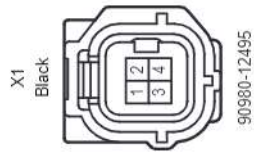
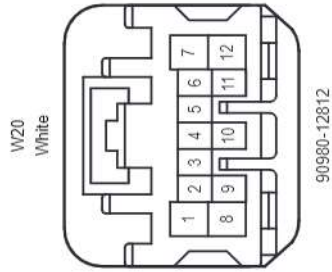
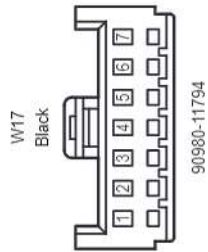
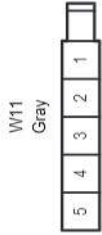
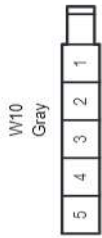
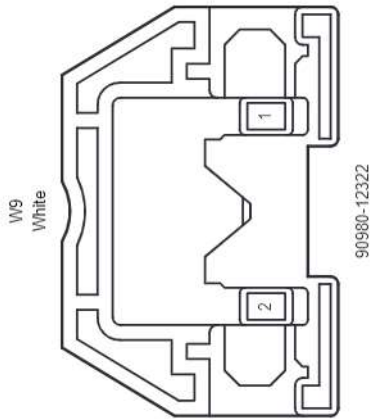
Position of Parts in Body (LHD 3-Door) (Before Aug. 2017 Production)



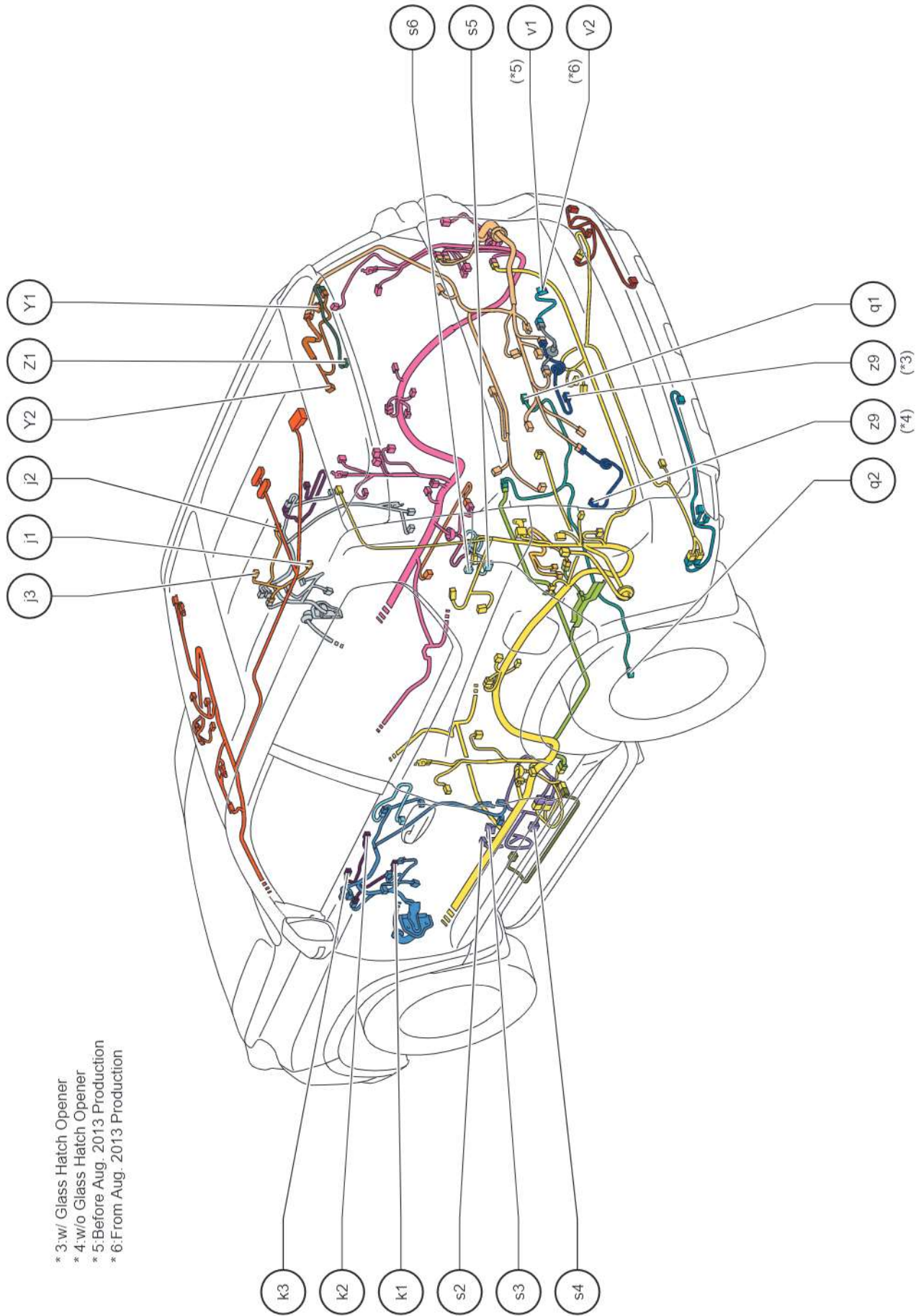
W7
White

W8
White

Position of Parts in Body (LHD 3-Door) (Before Aug. 2017 Production)



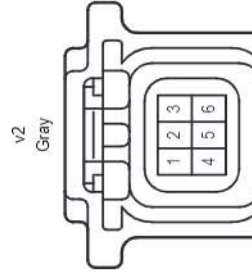
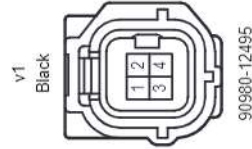
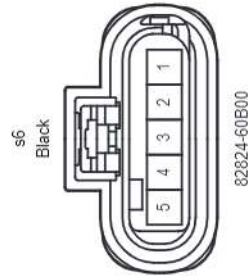
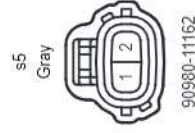
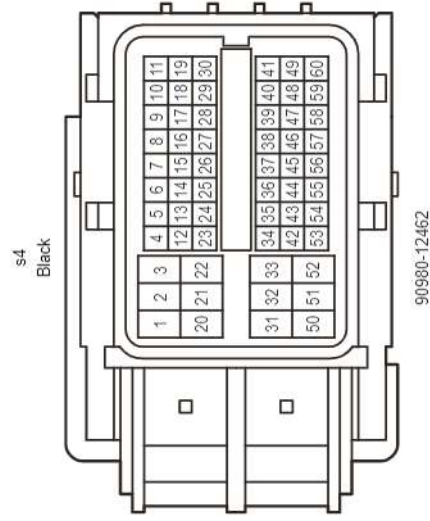
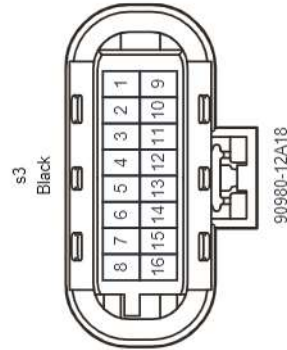
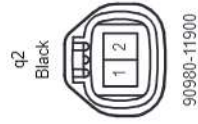
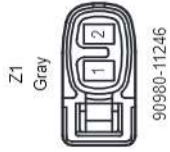
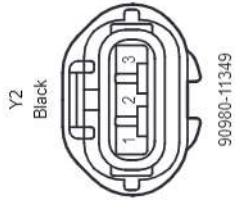
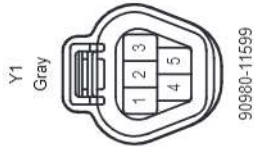
Position of Parts in Body (LHD 3-Door) (Before Aug. 2017 Production)

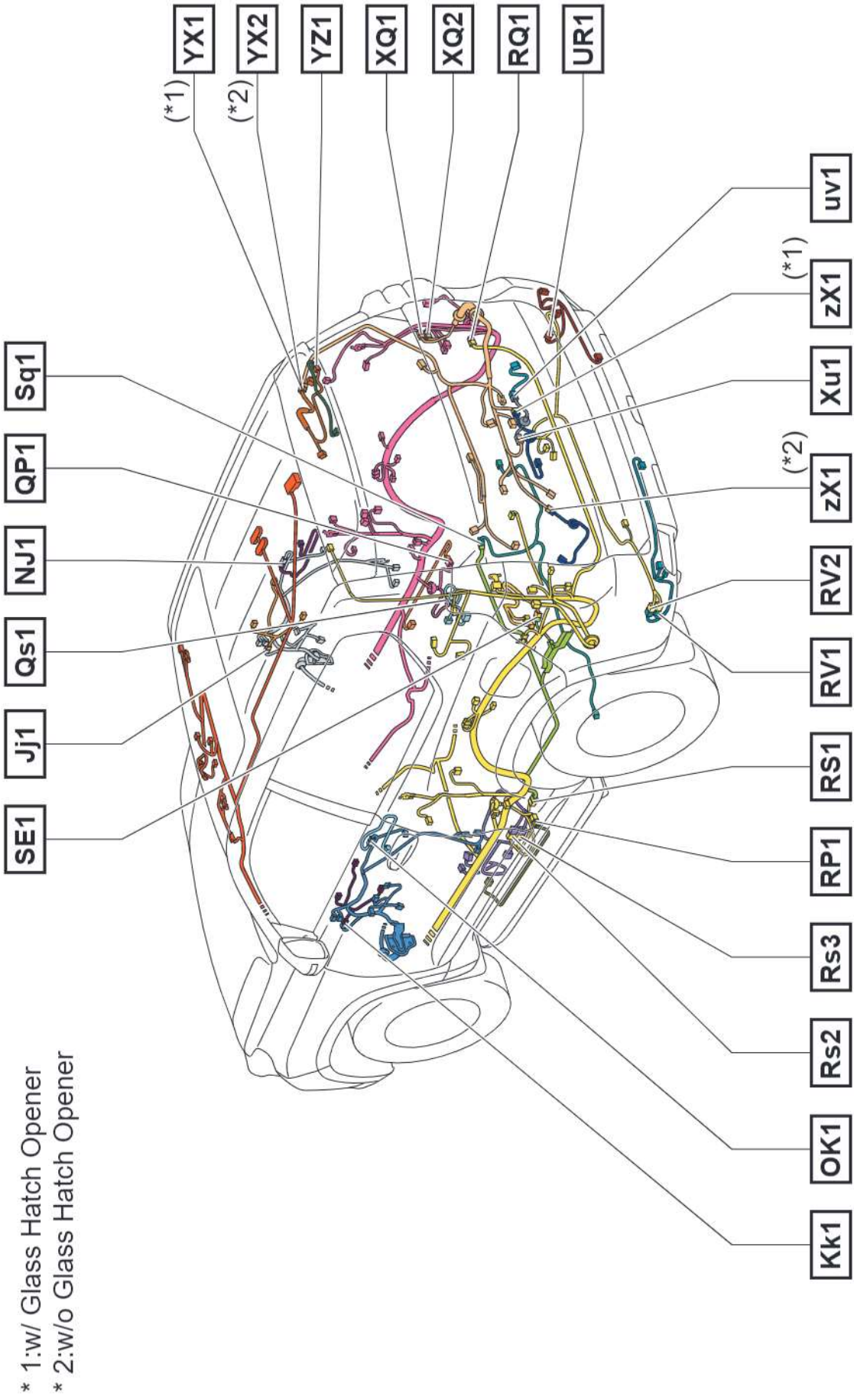


- * 3:w/ Glass Hatch Opener
- * 4:w/o Glass Hatch Opener
- * 5:Before Aug. 2013 Production
- * 6:From Aug. 2013 Production

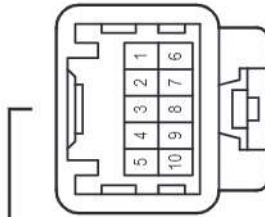
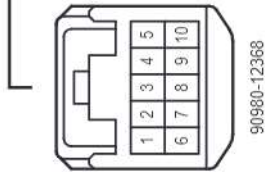
Y	1	Rear Wiper Motor Assembly
Y	2	Rear Window Defogger (Back Door Glass)
Z	1	Center Stop Light Assembly
j	1	Front Door Pocket Illumination RH
j	2	Front Door Trim Illumination RH
j	3	Front Door Inside Handle Illumination Light Assembly RH
k	1	Front Door Pocket Illumination LH
k	2	Front Door Trim Illumination LH
k	3	Front Door Inside Handle Illumination Light Assembly LH
q	1	Rear Speed Sensor RH
q	2	Rear Speed Sensor LH
s	2	Urea Tube with Heater ASSY
s	3	Urea Pump
s	4	Urea Pump Control ECU
s	5	No. 4 Exhaust Gas Temperature Sensor
s	6	Nitrogen Oxides Sensor
v	1	Rear Television Camera Assembly
v	2	Rear Television Camera Assembly
z	9	License Plate Light Assembly

Position of Parts in Body (LHD 3-Door) (Before Aug. 2017 Production)

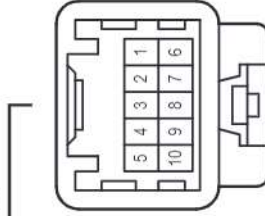
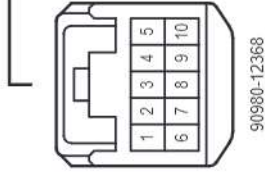




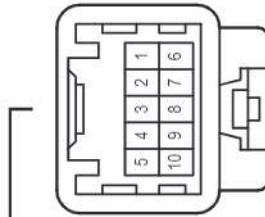
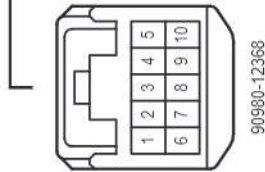
J11
White



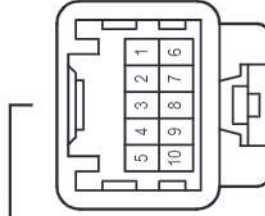
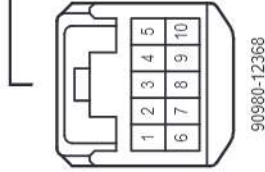
Kk1
White



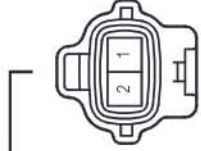
NJ1
White



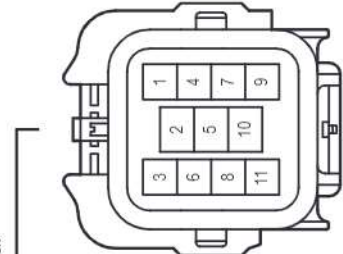
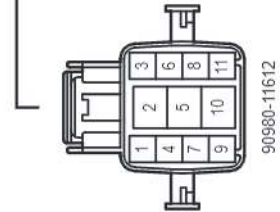
OK1
White



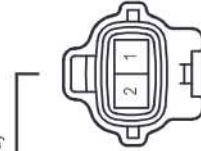
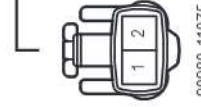
QP1
Gray



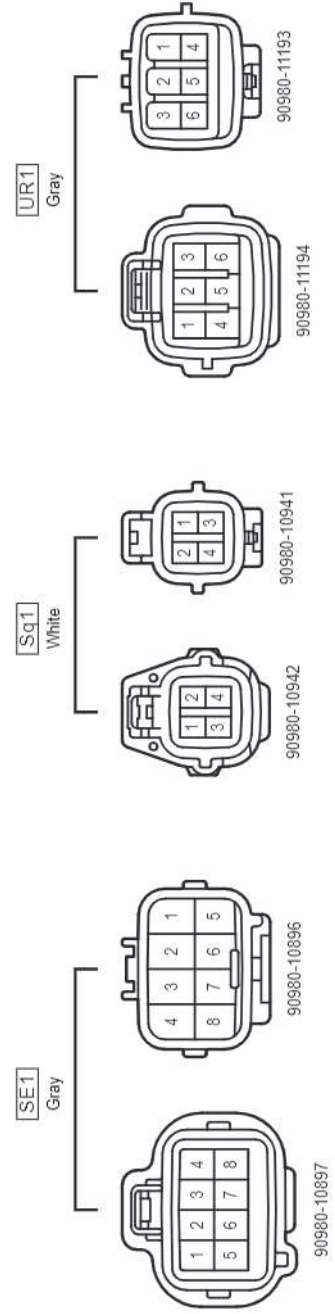
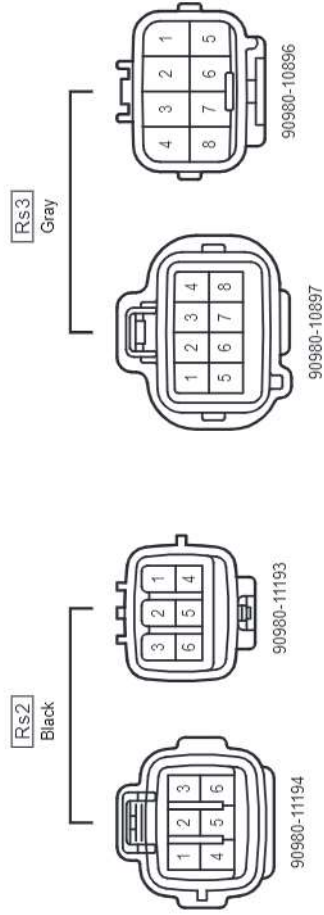
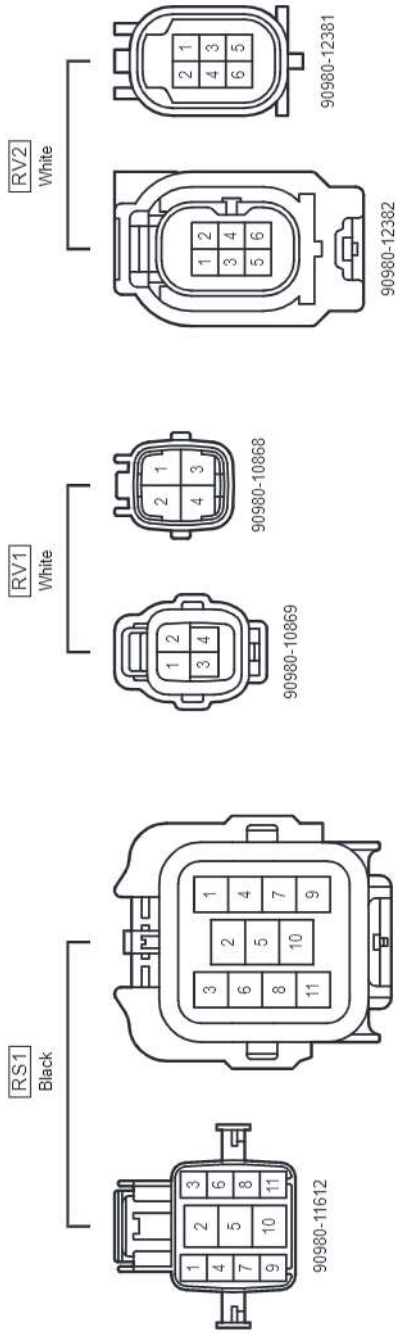
QS1
Black



RP1
Gray

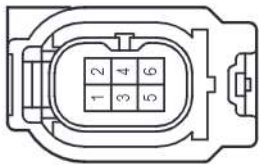


RQ1
White

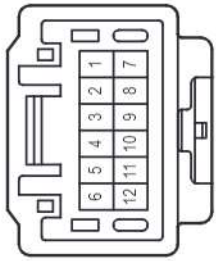
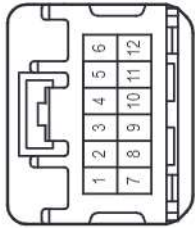


XQ2 White

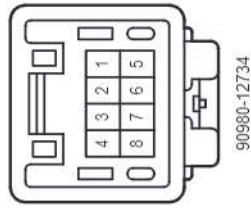
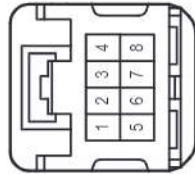
Xu1
Black




YX1
White



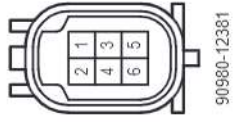
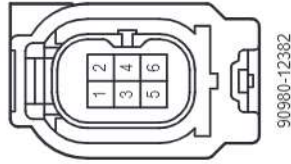
YX2
White



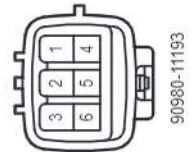
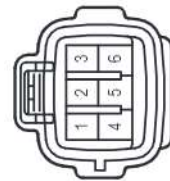
YZ1
White



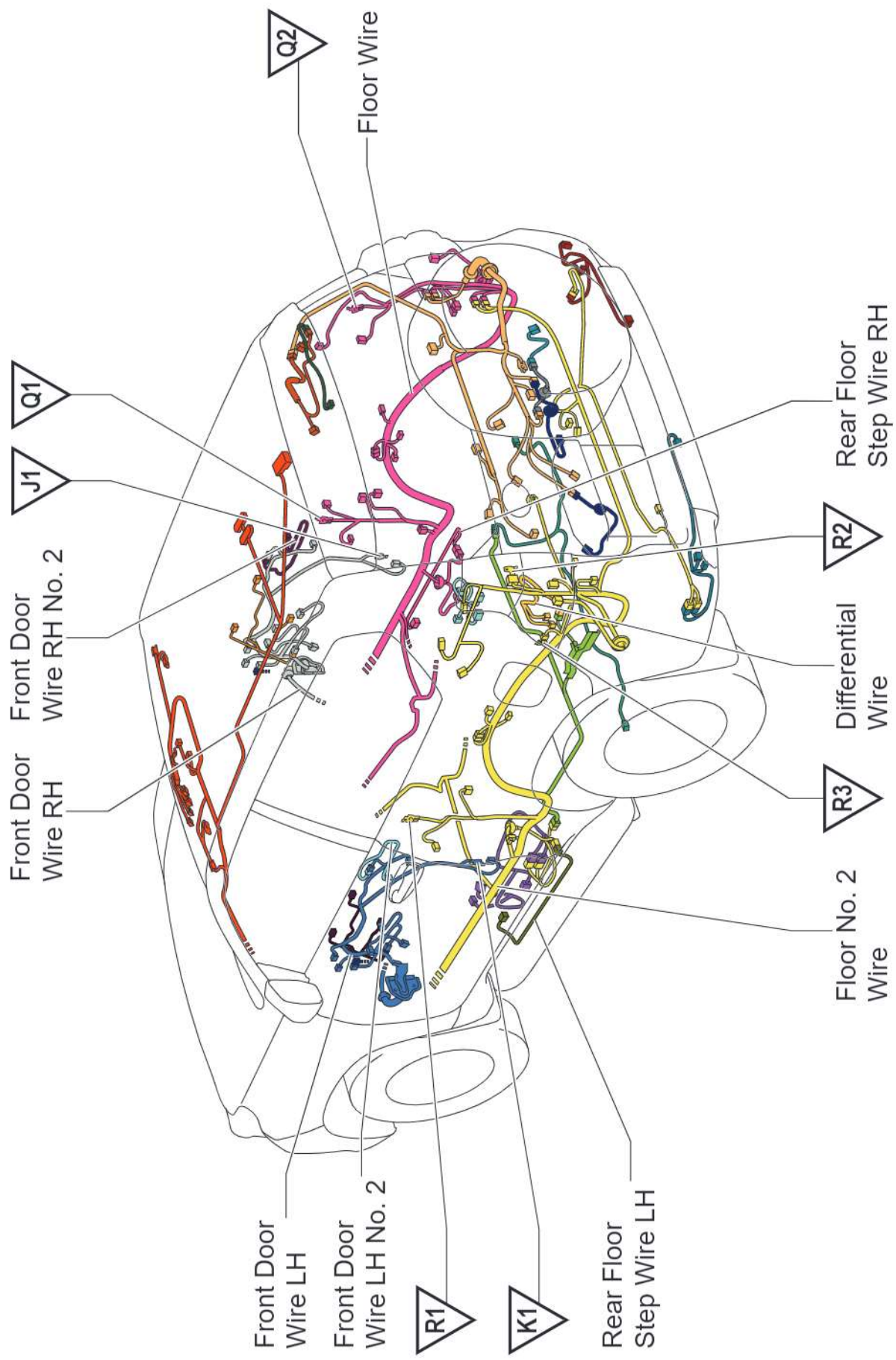
UV1
Black



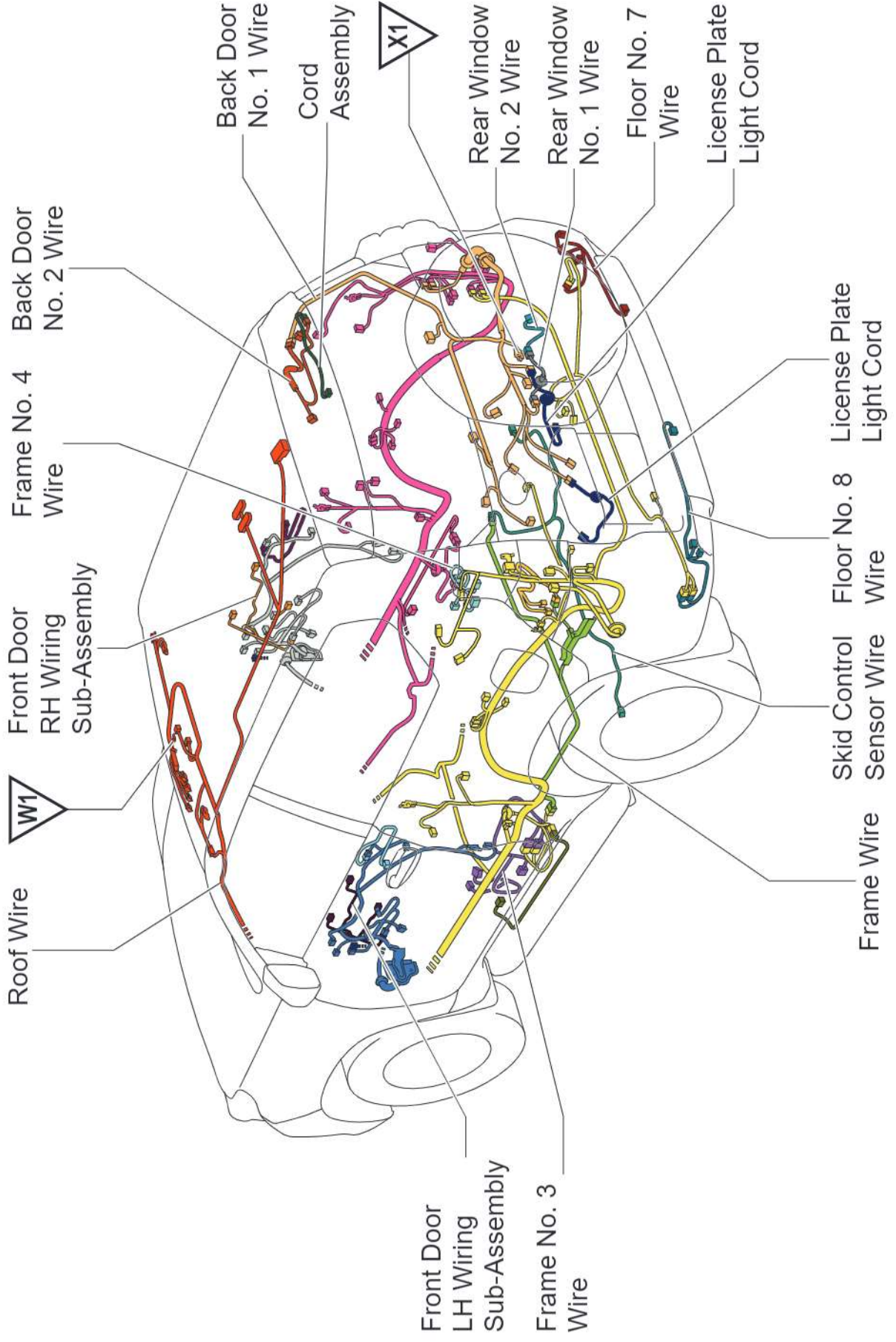
ZX1
Dark Gray



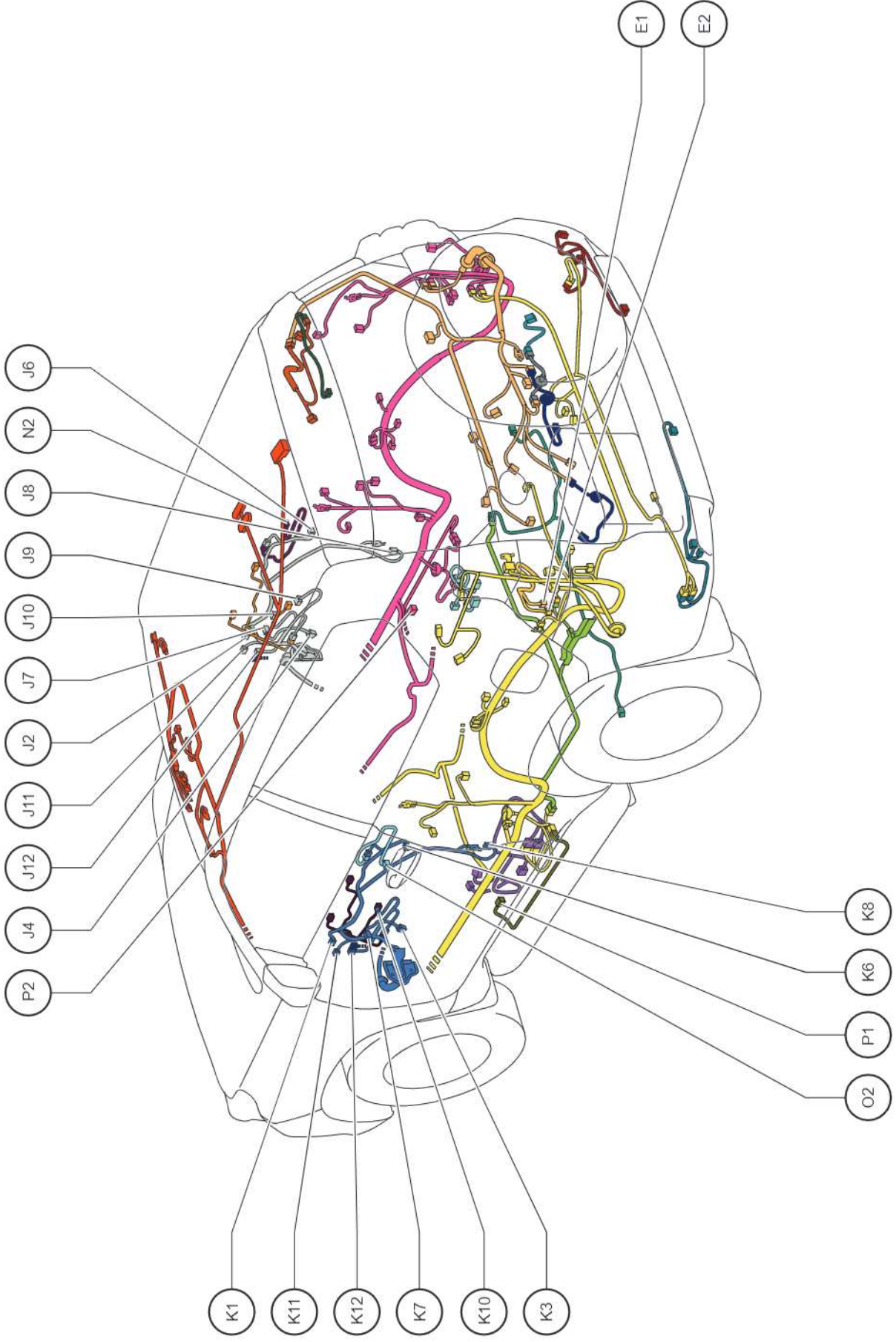
Ground Points in Body (RHD 3-Door) (From Aug. 2017 Production)



Ground Points in Body (RHD 3-Door) (From Aug. 2017 Production)

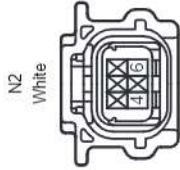
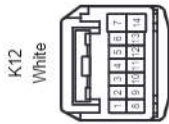
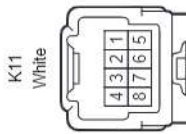
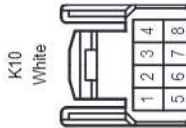
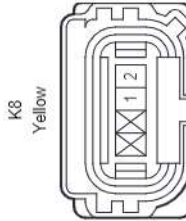
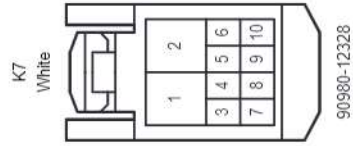
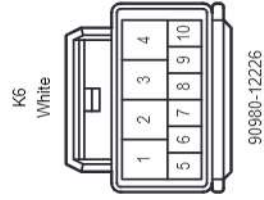
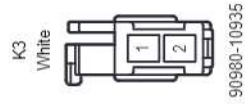
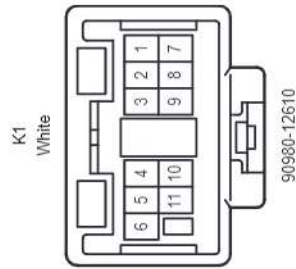
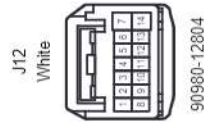
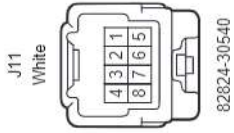

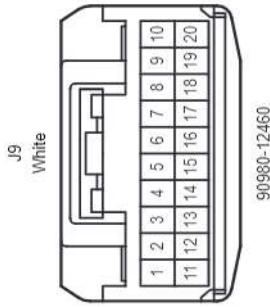
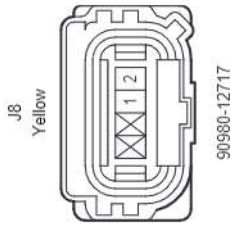
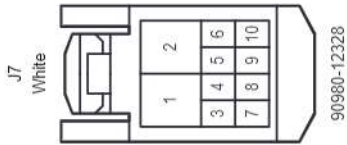
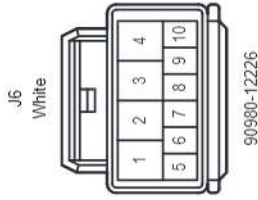
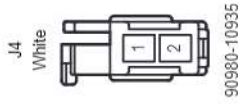
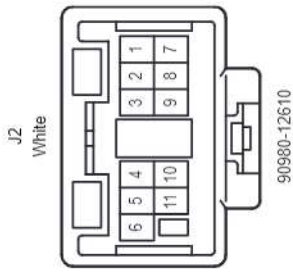
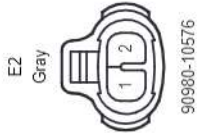
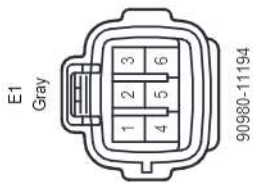


Position of Parts in Body (RHD 3-Door) (From Aug. 2017 Production)



E 1 Differential Lock Shift Actuator
E 2 No. 1 Transfer Indicator Switch
J 2 Outer Rear View Mirror Assembly RH
J 4 Front No. 2 Speaker Assembly RH
J 6 Front Door with Motor Lock Assembly RH
J 7 Front Power Window Regulator Motor Assembly RH
J 8 Side Airbag Sensor Assembly RH
J 9 Multiplex Network Master Switch Assembly
J 10 Seat Memory Switch
J 11 Outer Rear View Mirror Assembly RH
J 12 Outer Mirror Control ECU Assembly RH
K 1 Outer Rear View Mirror Assembly LH
K 3 Front No. 2 Speaker Assembly LH
K 6 Front Door with Motor Lock Assembly LH
K 7 Front Power Window Regulator Motor Assembly LH
K 8 Side Airbag Sensor Assembly LH
K 10 Front Power Window Regulator Switch Assembly LH
K 11 Outer Rear View Mirror Assembly LH
K 12 Outer Mirror Control ECU Assembly LH
N 2 Electrical Key Antenna RH
O 2 Electrical Key Antenna LH
P 1 Front Side Step Light LH
P 2 Front Side Step Light RH

Position of Parts in Body (RHD 3-Door) (From Aug. 2017 Production)

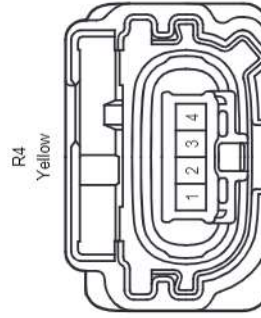
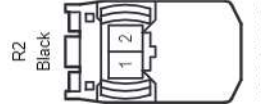
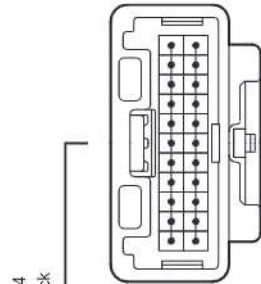
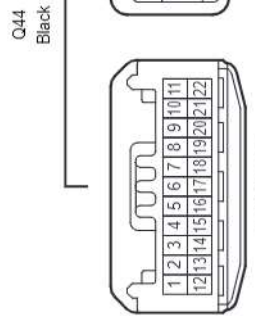
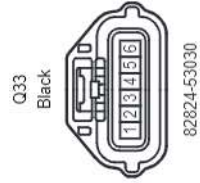
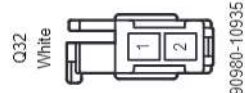
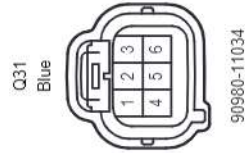
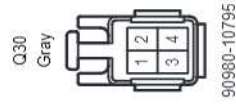
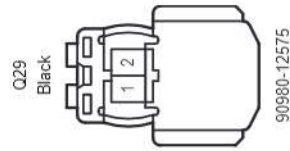
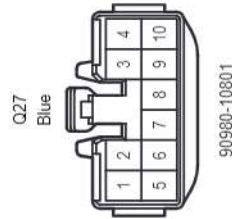
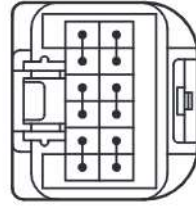
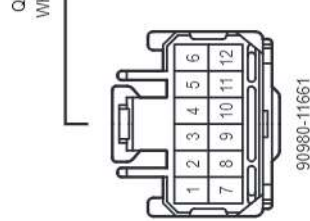
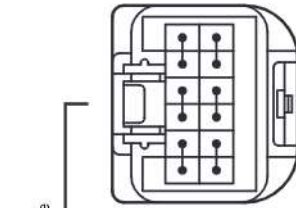
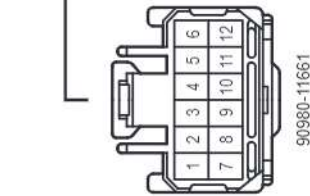
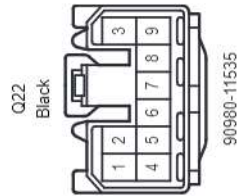
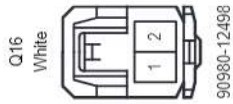
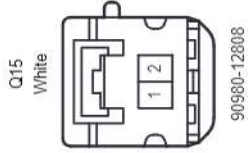
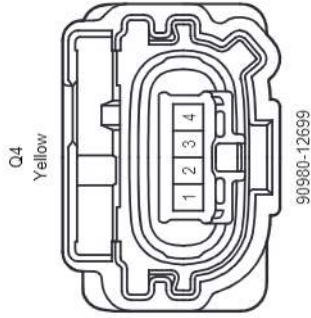
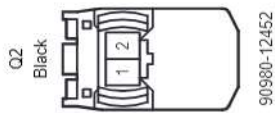


Position of Parts in Body (RHD 3-Door) (From Aug. 2017 Production)



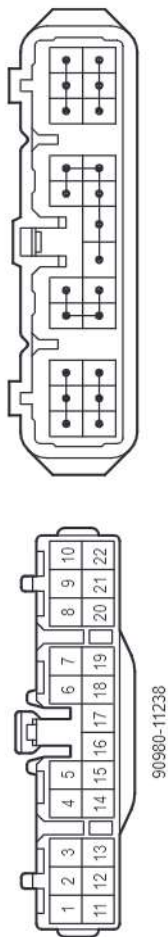
Q 2	Front Seat Outer Belt Assembly RH
Q 4	Rear Side Airbag Sensor Assembly RH
Q 8	Front Door Courtesy Light Switch Assembly RH
Q 15	Rear Header Speaker Assembly RH
Q 16	Rear Power Point Socket Assembly
Q 22	Power Outlet Socket
Q 23	Junction Connector
Q 24	Junction Connector
Q 27	Voltage Inverter Assembly
Q 29	Curtain Shield Airbag Assembly RH
Q 30	No. 1 Speaker with Box Assembly
Q 31	Rear Combination Light Assembly RH
Q 32	Rear Speaker Set RH
Q 33	Theft Warning Siren Assembly
Q 44	Junction Connector
R 2	Front Seat Outer Belt Assembly LH
R 4	Rear Side Airbag Sensor Assembly LH
R 7	Front Door Courtesy Light Switch Assembly LH
R 9	Back Door Courtesy Light Switch Assembly
R 13	Rear Header Speaker Assembly LH
R 15	No. 3 Indoor Electrical Key Antenna Assembly
R 22	Rear Combination Light Assembly LH
R 23	Trailer Socket
R 27	Junction Connector
R 28	Junction Connector
R 29	Junction Connector
R 30	Junction Connector
R 31	Junction Connector
R 35	Curtain Shield Airbag Assembly LH
R 37	Rear Speaker Set LH
R 38	Fuel Pump
R 41	Tire Pressure Warning ECU and Receiver
R 50	Outside Luggage Electrical Key Antenna
R 51	Fuel Sender Gauge Assembly

Position of Parts in Body (RHD 3-Door) (From Aug. 2017 Production)

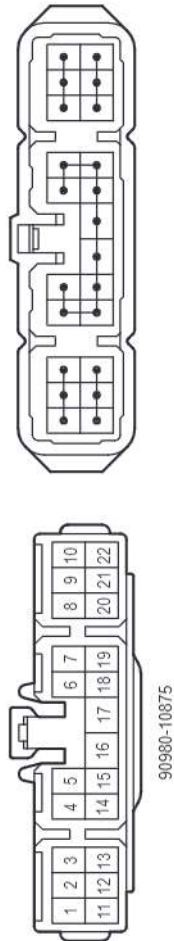


Position of Parts in Body (RHD 3-Door) (From Aug. 2017 Production)

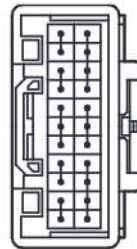
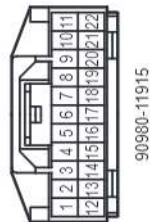
R27
Dark Gray



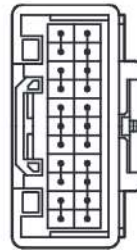
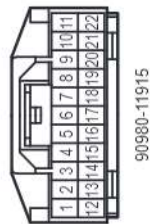
R28
White



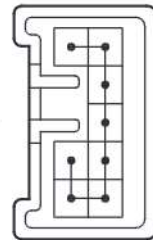
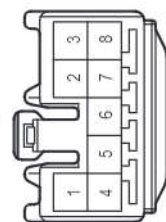
R29
Blue



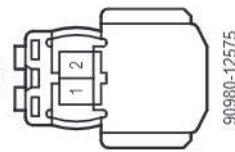
R30
Blue



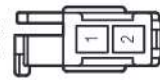
R31
White



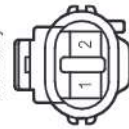
R35
Black



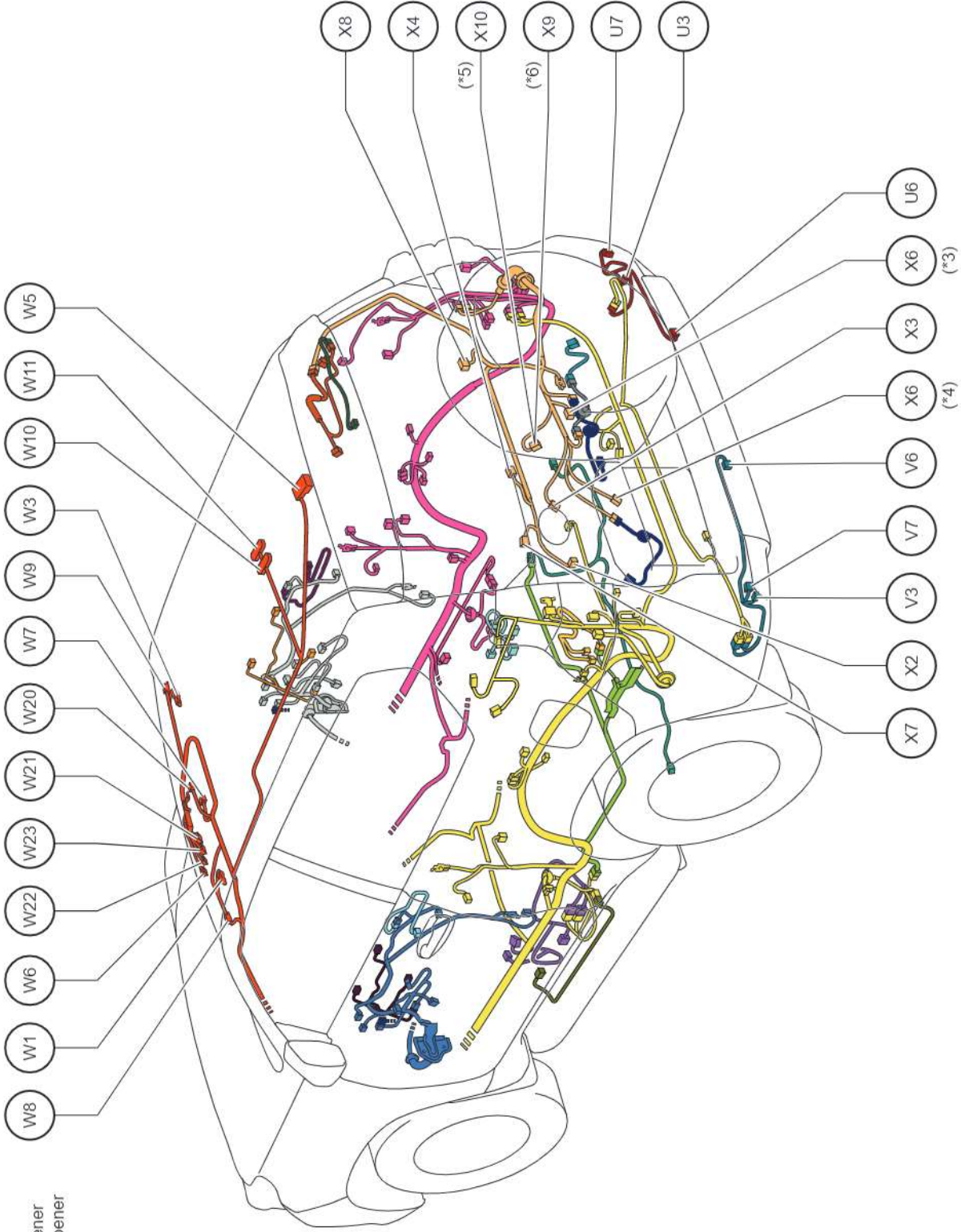
R37
White



R38
Dark Gray



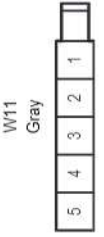
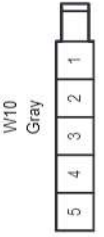
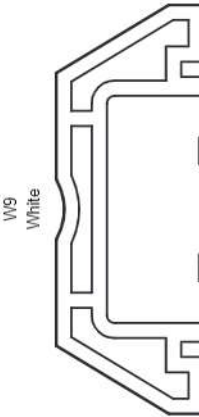
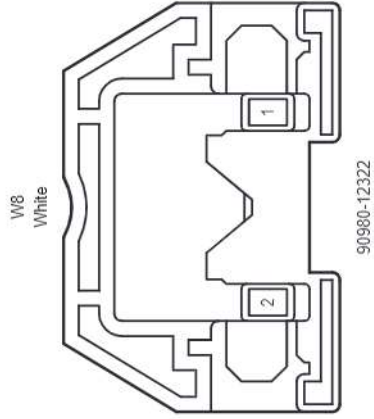
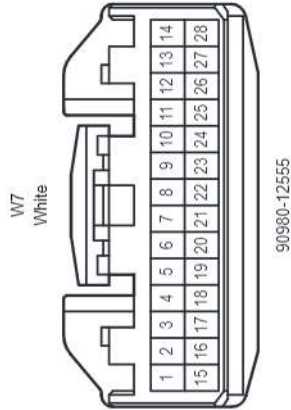
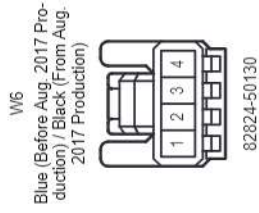
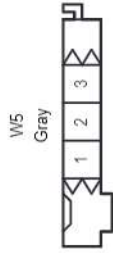
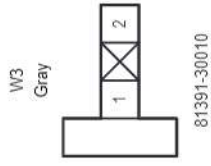
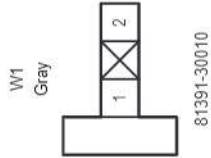
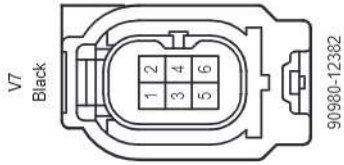
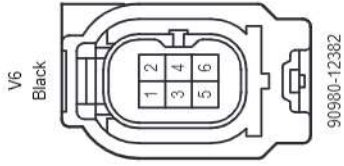
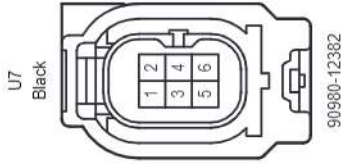
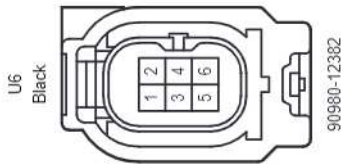
Position of Parts in Body (RHD 3-Door) (From Aug. 2017 Production)



- * 3:w/ Glass Hatch Opener
- * 4:w/o Glass Hatch Opener
- * 5:w/ Camera
- * 6:w/ Smart Camera

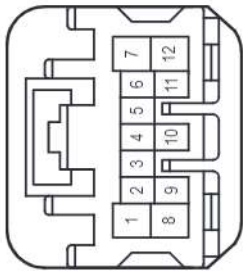
U 3	Rear Fog Light Assembly RH
U 6	Rear No. 1 Ultrasonic Sensor Center RH
U 7	Rear No. 1 Ultrasonic Sensor RH
V 3	Rear Fog Light Assembly LH
V 6	Rear No. 1 Ultrasonic Sensor Center LH
V 7	Rear No. 1 Ultrasonic Sensor LH
W 1	Vanity Light Assembly LH
W 3	Vanity Light Assembly RH
W 5	No. 2 Room Light Assembly
W 6	Rain Sensor
W 7	Map Light Assembly
W 8	Visor Assembly LH
W 9	Visor Assembly RH
W 10	No. 1 Room Light Assembly LH
W 11	No. 1 Room Light Assembly RH
W 20	Sliding Roof Control ECU
W 21	Inner Rear View Mirror Assembly
W 22	Forward Recognition Camera
W 23	Forward Recognition with Heater Hood Sub-Assembly
X 2	Back Door Lock Assembly
X 3	Glass Hatch Opener Switch Assembly
X 4	Back Window Lock Assembly
X 6	Luggage Electrical Key Switch
X 7	Rear Window Defogger (Back Door Glass)
X 8	Rear Window Defogger (Back Door Glass)
X 9	Rear Television Camera Assembly
X 10	Rear Television Camera Assembly

Position of Parts in Body (RHD 3-Door) (From Aug. 2017 Production)



Position of Parts in Body (RHD 3-Door) (From Aug. 2017 Production)

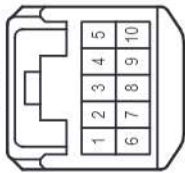
W20
White



90980-12812

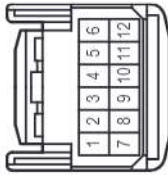
W21

White (Before Aug. 2017 Production) / Black (From Aug. 2017 Production)



90980-12368

W22
Gray



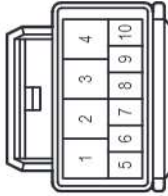
90980-12552

W23
Black



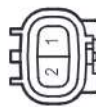
90980-12063

X2
White



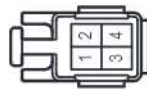
90980-12226

X3
White



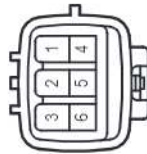
90980-11155

X4
White



90980-10795

X6
Dark Gray



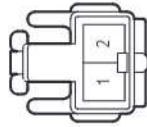
90980-11193

X7
Black



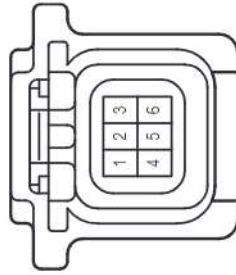
90980-11097

X8
Black



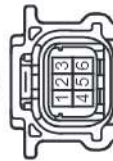
90980-10860

X9
Gray



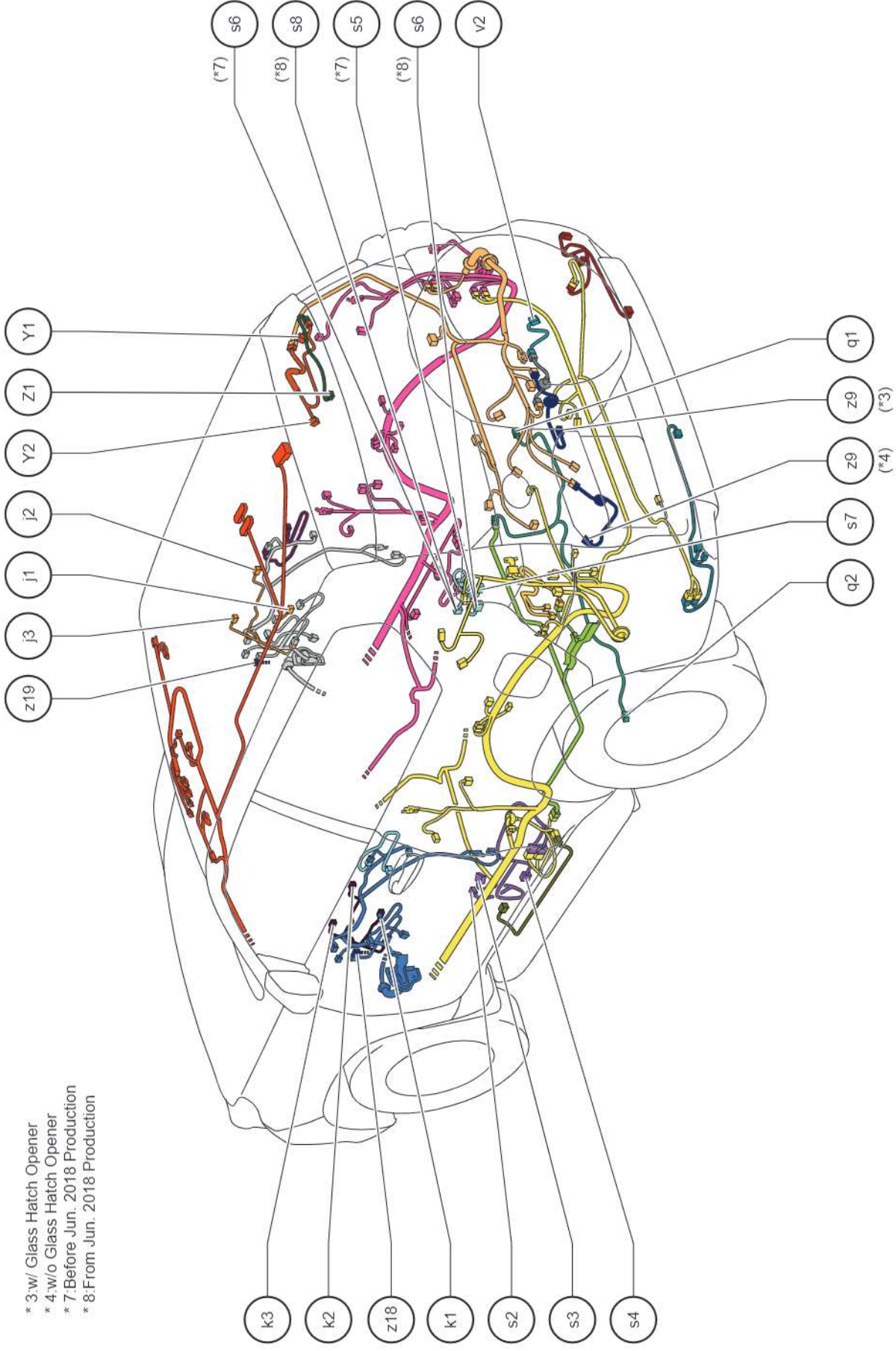
90980-12790

X10
Black



90980-12A59

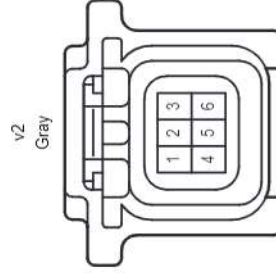
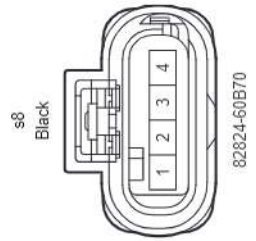
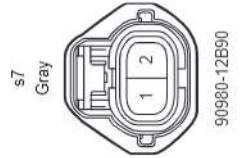
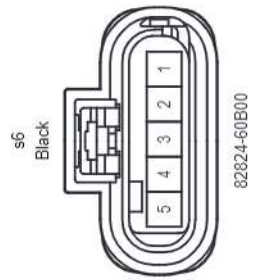
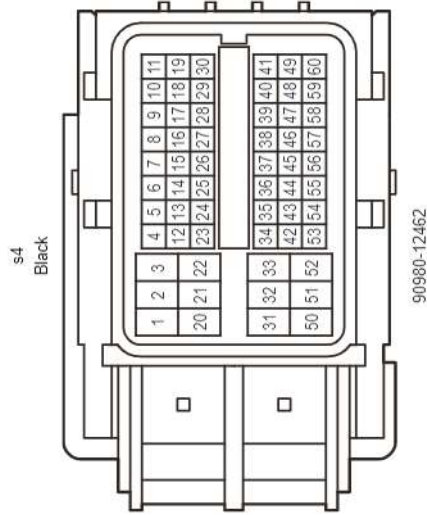
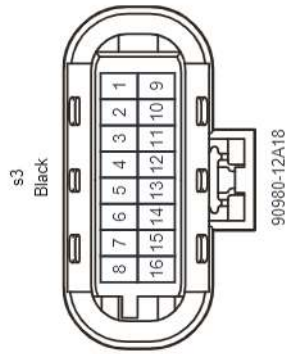
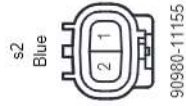
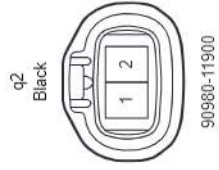
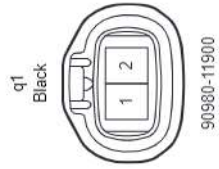
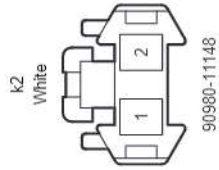

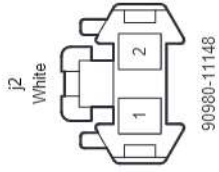

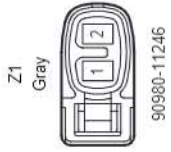
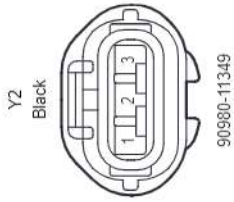
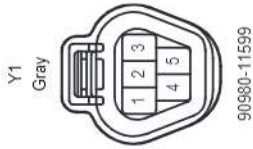
Position of Parts in Body (RHD 3-Door) (From Aug. 2017 Production)



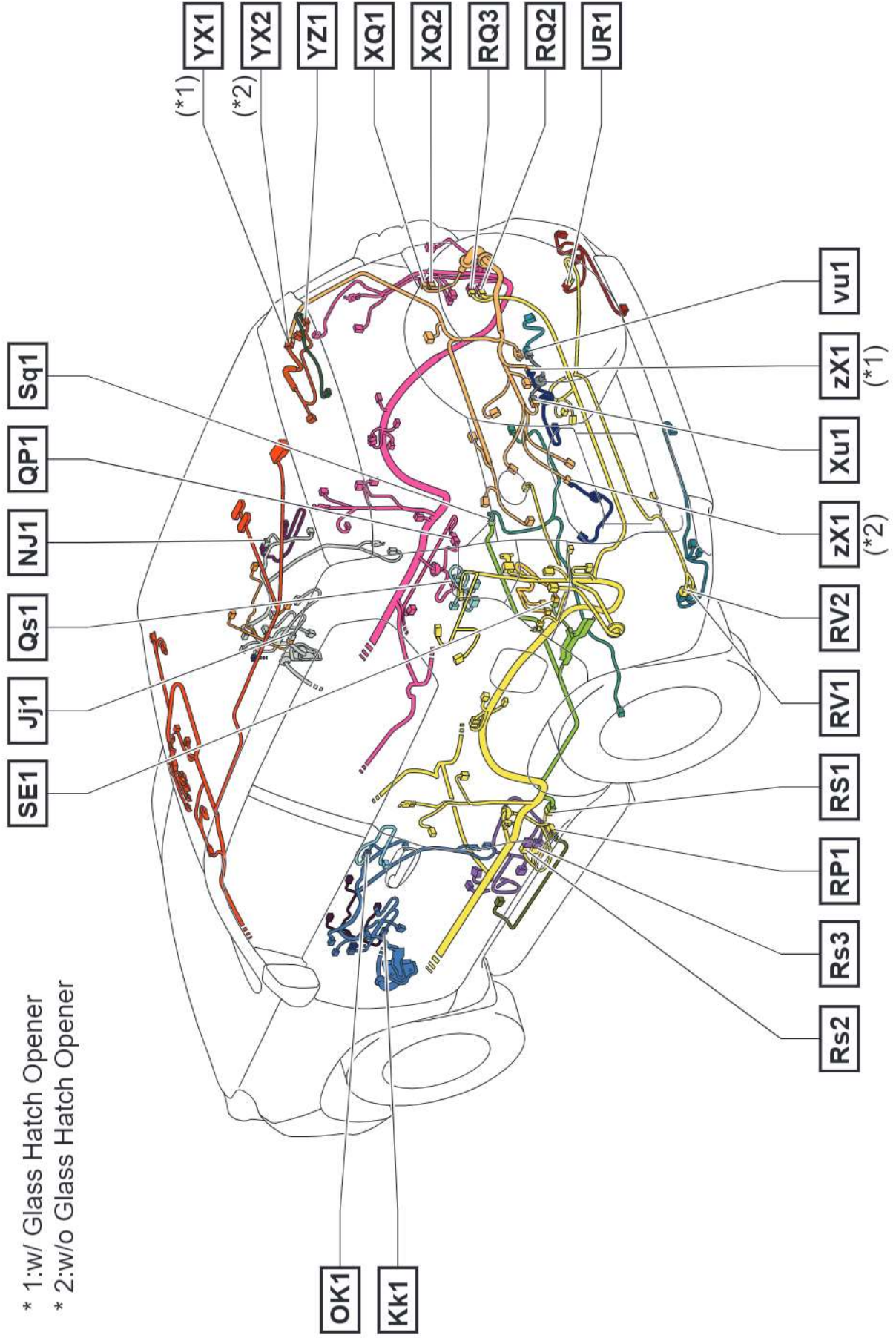
- * 3:w/ Glass Hatch Opener
- * 4:w/o Glass Hatch Opener
- * 7:Before Jun. 2018 Production
- * 8:From Jun. 2018 Production

Y	1	Rear Wiper Motor Assembly
Y	2	Rear Window Defogger (Back Door Glass)
Z	1	Center Stop Light Assembly
j	1	Front Door Pocket Illumination RH
j	2	Front Door Trim Illumination RH
j	3	Front Door Inside Handle Illumination Light Assembly RH
k	1	Front Door Pocket Illumination LH
k	2	Front Door Trim Illumination LH
k	3	Front Door Inside Handle Illumination Light Assembly LH
q	1	Rear Speed Sensor RH
q	2	Rear Speed Sensor LH
s	2	Urea Tube with Heater ASSY
s	3	Urea Pump
s	4	Urea Pump Control ECU
s	5	No. 4 Exhaust Gas Temperature Sensor
s	6	Nitrogen Oxides Sensor
s	7	No. 4 Exhaust Gas Temperature Sensor
s	8	Particulate Matter Sensor
v	2	Rear Television Camera Assembly
z	9	License Plate Light Assembly
z	18	Outer Rear View Mirror Assembly LH , Outer Mirror Control ECU Assembly LH
z	19	Outer Rear View Mirror Assembly RH , Outer Mirror Control ECU Assembly RH

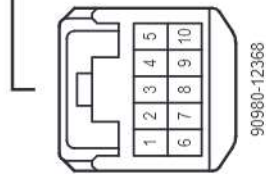
Position of Parts in Body (RHD 3-Door) (From Aug. 2017 Production)



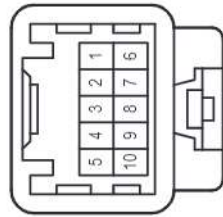
- * 1:w/ Glass Hatch Opener
- * 2:w/o Glass Hatch Opener



J11
White

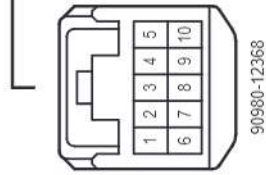


90980-12368

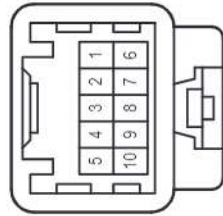


90980-12367

Kk1
White

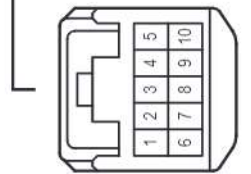


90980-12368

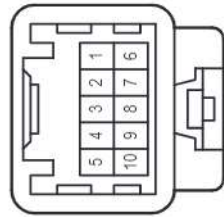


90980-12367

NJ1
White

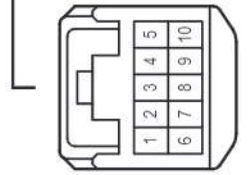


90980-12368

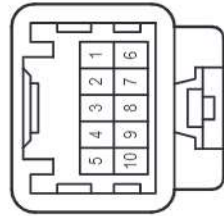


90980-12367

OK1
White

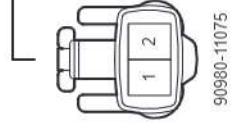


90980-12368

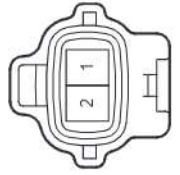


90980-12367

QP1
Gray

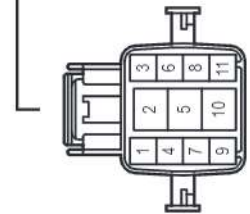


90980-11075

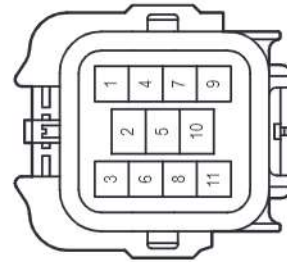


90980-11073

Qs1
Black

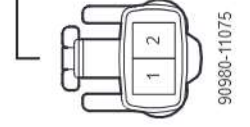


90980-11612

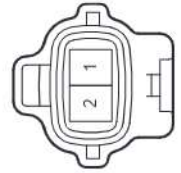


90980-11609

RP1
Gray



90980-11075



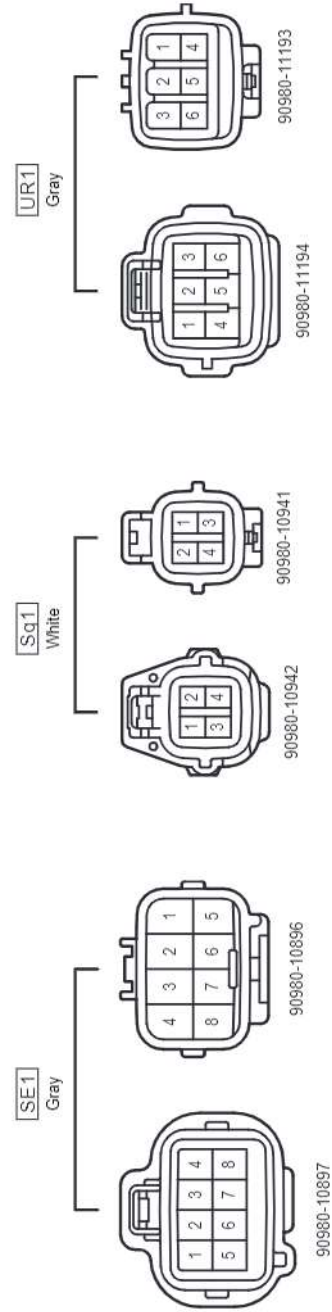
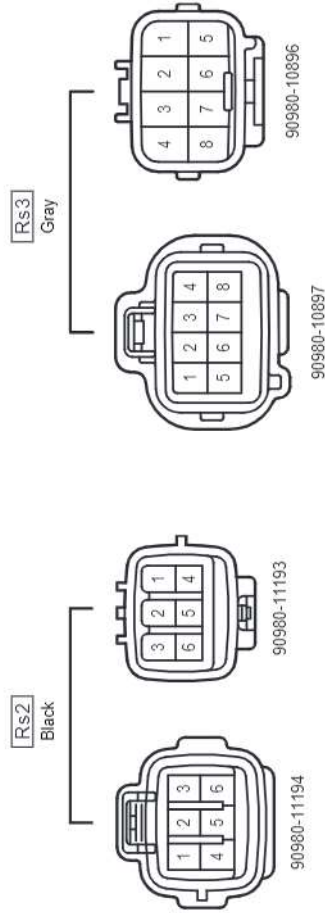
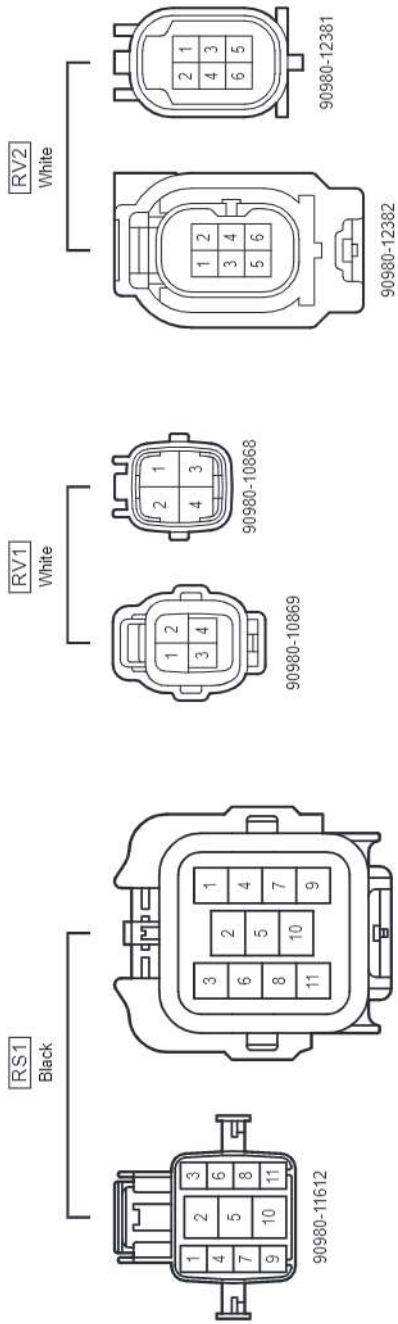
90980-11073

cardiagn.com

RQ2
White

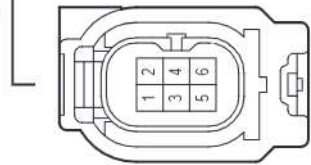
RQ3
White

Wire and Wire in Body (RHD 3-Door) (From Aug. 2017 Production)

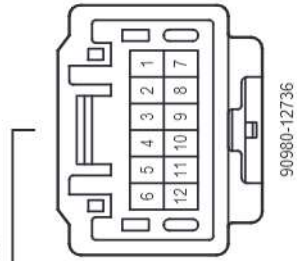
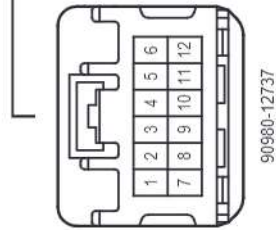


Wire and Wire in Body (RHD 3-Door) (From Aug. 2017 Production)

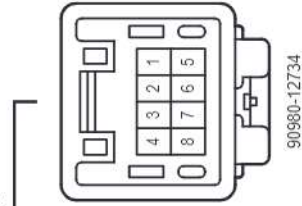
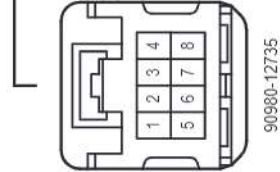
Xu1
Black



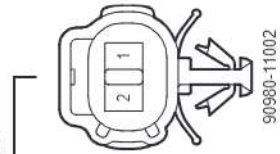
YX1
White



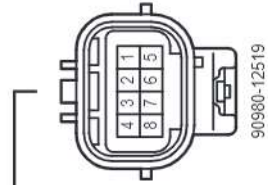
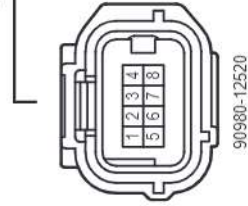
YX2
White



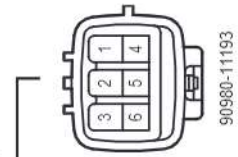
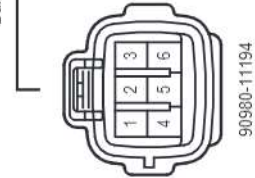
YZ1
White

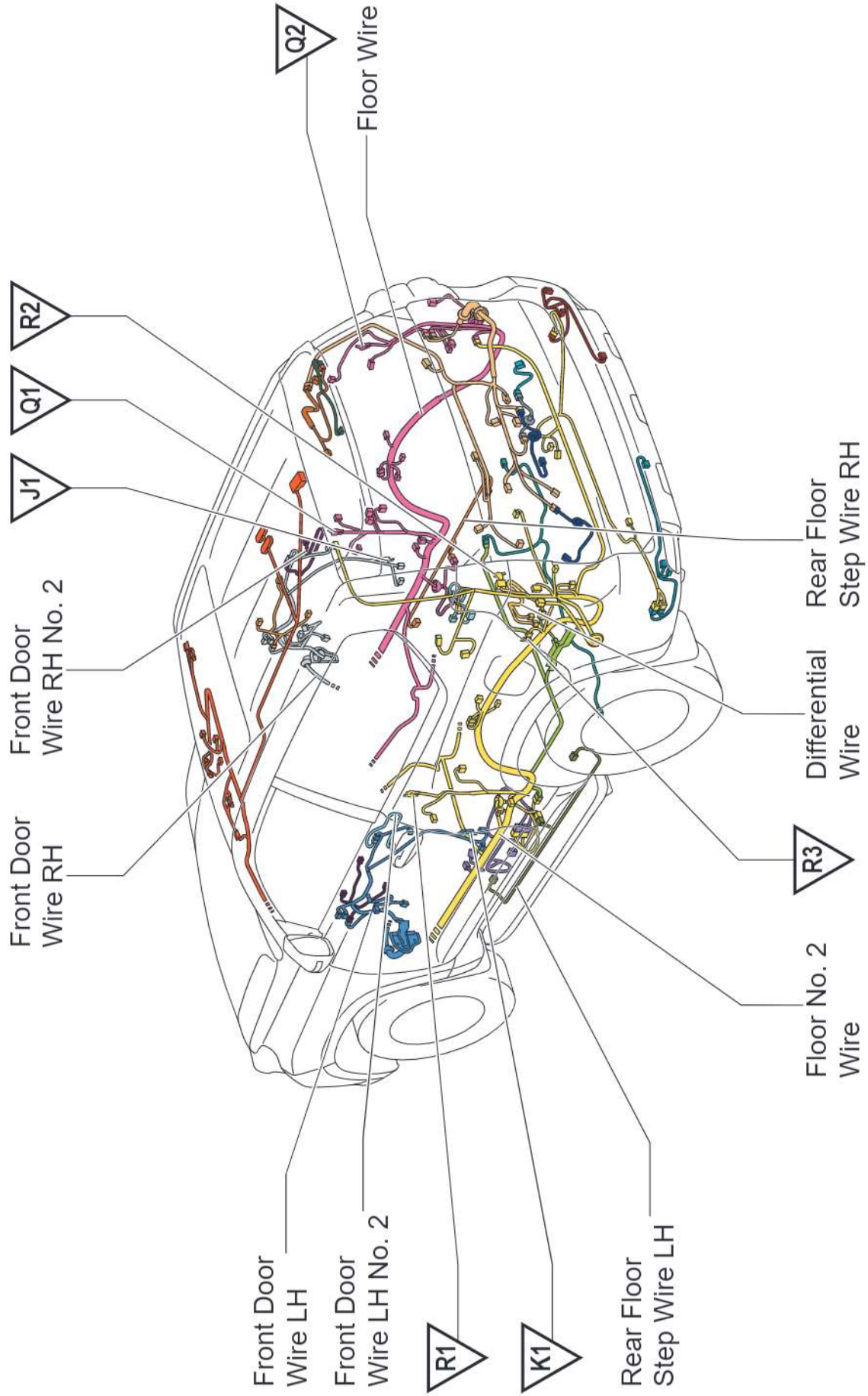


Vu1
Black

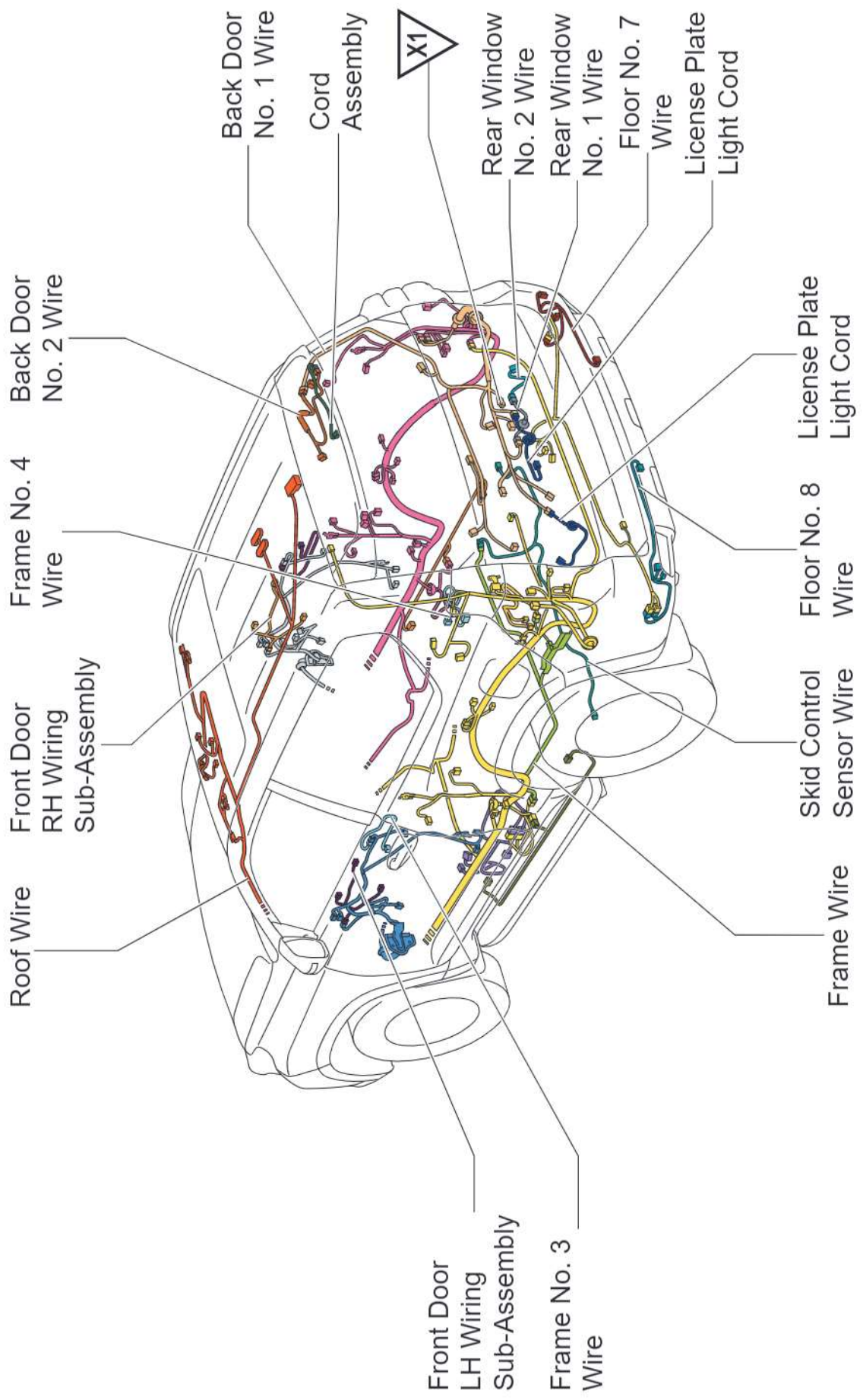


ZX1
Dark Gray

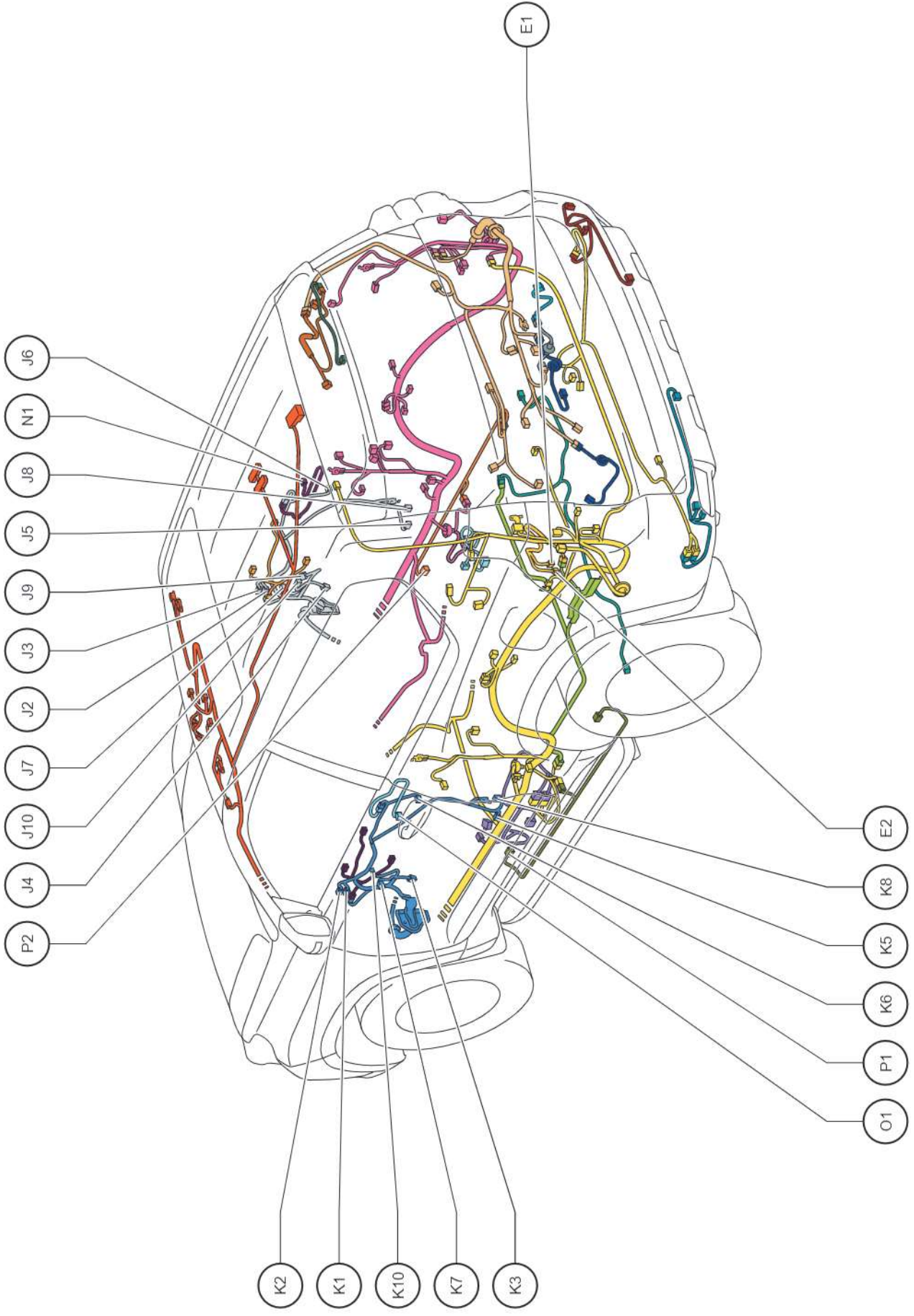




Ground Points in Body (RHD 3-Door) (Before Aug. 2017 Production)

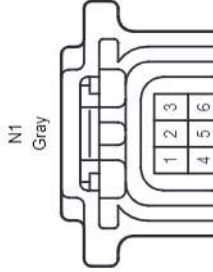
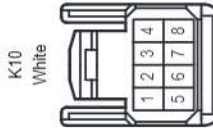
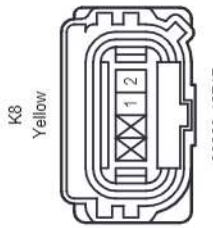
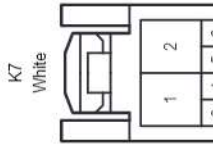
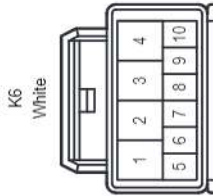
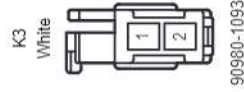
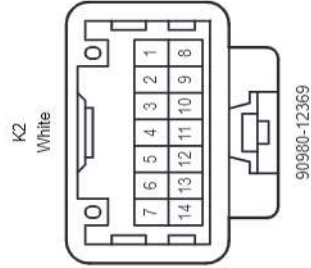
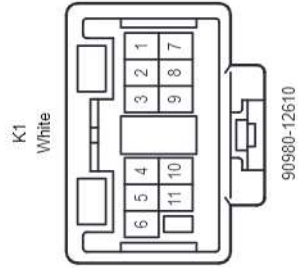
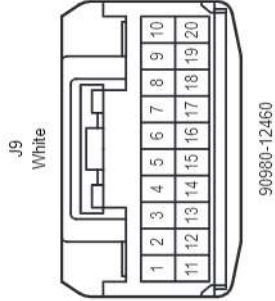
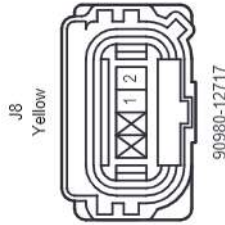
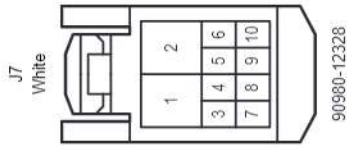
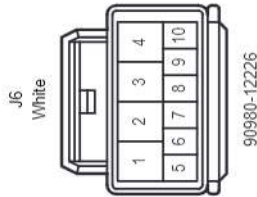
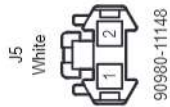
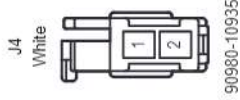
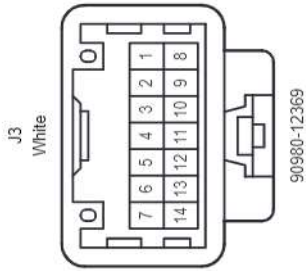
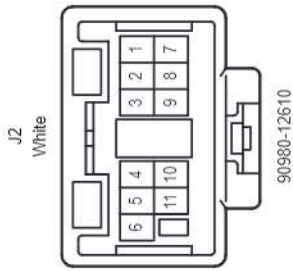
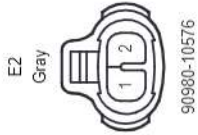
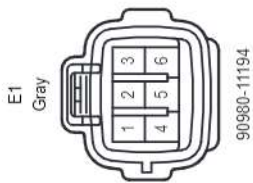


Position of Parts in Body (RHD 3-Door) (Before Aug. 2017 Production)

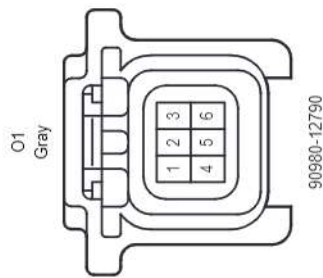


E	1	Differential Lock Shift Actuator
E	2	No. 1 Transfer Indicator Switch
J	2	Outer Rear View Mirror Assembly RH
J	3	Outer Rear View Mirror Assembly RH
J	4	Front No. 2 Speaker Assembly RH
J	5	Front Door Courtesy Light Assembly RH
J	6	Front Door with Motor Lock Assembly RH
J	7	Front Power Window Regulator Motor Assembly RH
J	8	Side Airbag Sensor Assembly RH
J	9	Multiplex Network Master Switch Assembly
J	10	Seat Memory Switch
K	1	Outer Rear View Mirror Assembly LH
K	2	Outer Rear View Mirror Assembly LH
K	3	Front No. 2 Speaker Assembly LH
K	5	Front Door Courtesy Light Assembly LH
K	6	Front Door with Motor Lock Assembly LH
K	7	Front Power Window Regulator Motor Assembly LH
K	8	Side Airbag Sensor Assembly LH
K	10	Front Power Window Regulator Switch Assembly LH
N	1	Electrical Key Antenna RH
O	1	Electrical Key Antenna LH
P	1	Front Side Step Light LH
P	2	Front Side Step Light RH

Position of Parts in Body (RHD 3-Door) (Before Aug. 2017 Production)



Position of Parts in Body (RHD 3-Door) (Before Aug. 2017 Production)



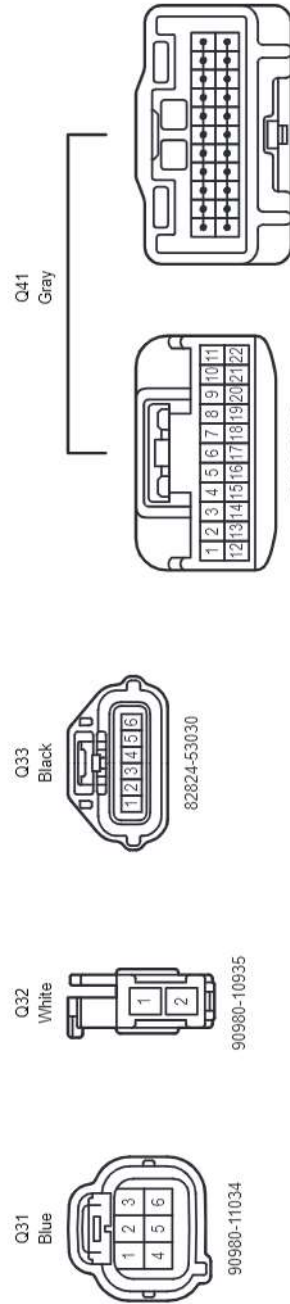
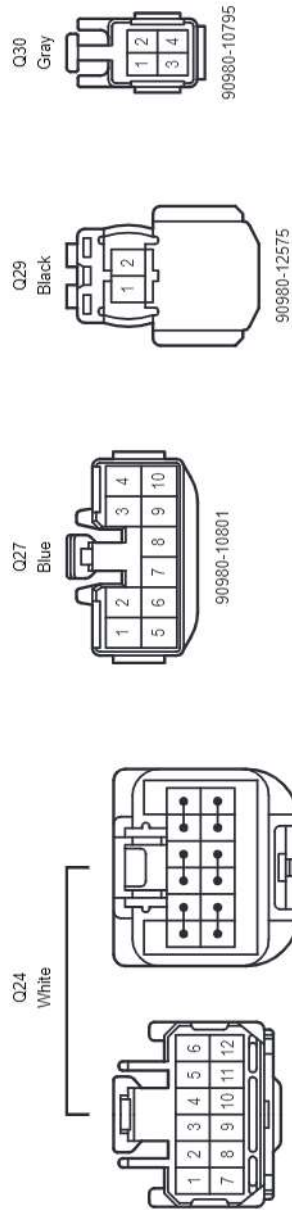
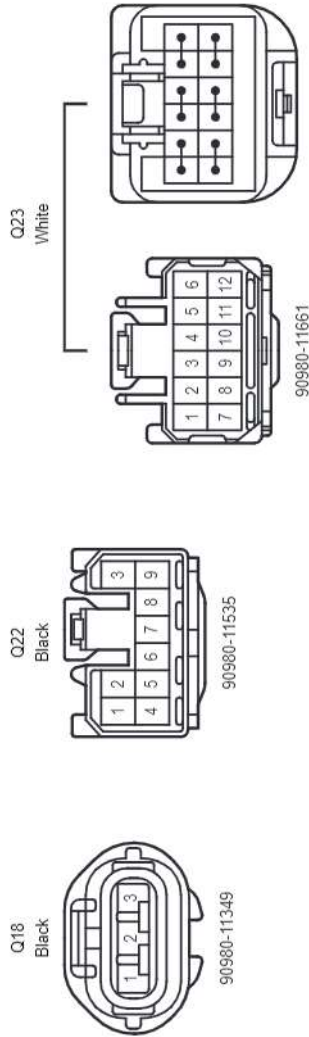
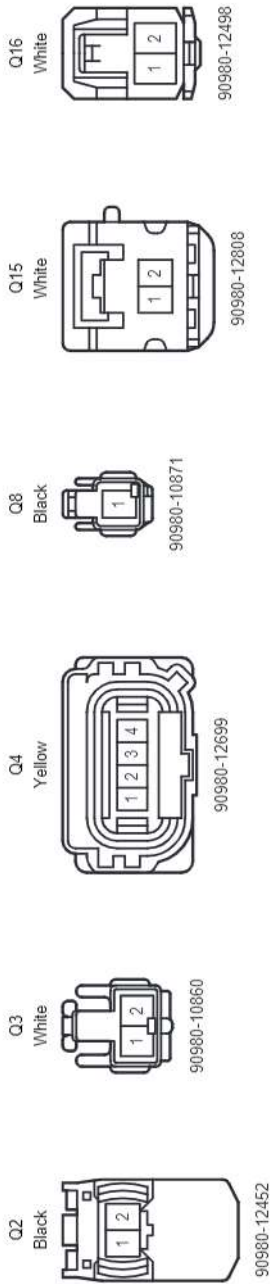
Position of Parts in Body (RHD 3-Door) (Before Aug. 2017 Production)



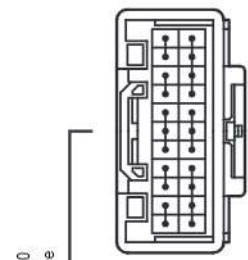
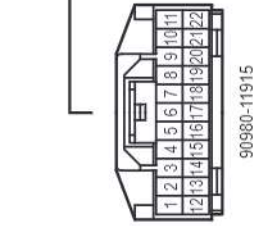
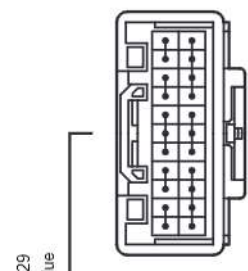
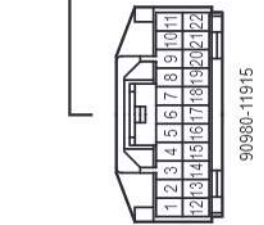
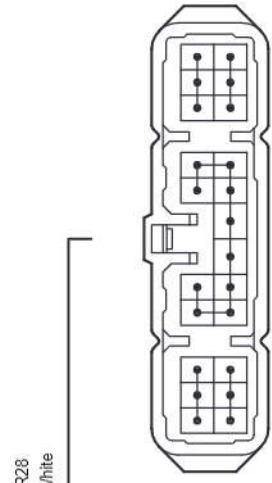
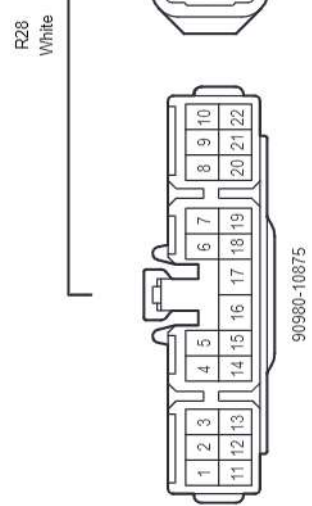
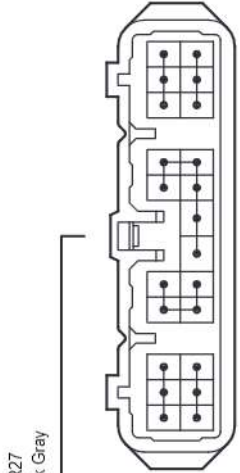
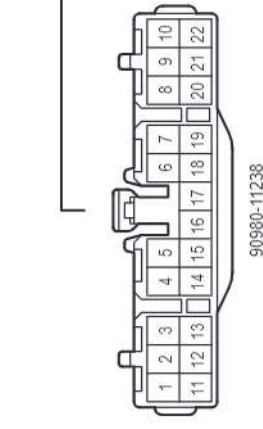
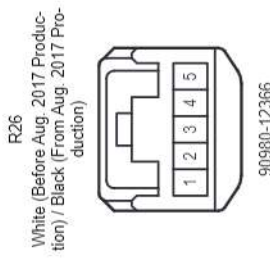
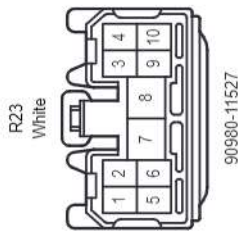
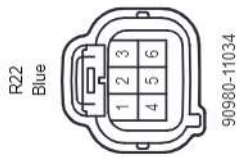
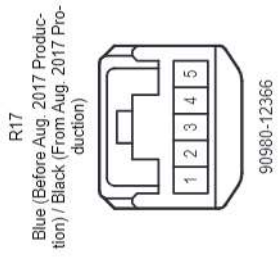
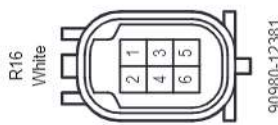
* 1:w/ Entry & Start System
 * 2:w/o Entry & Start System
 * 6:From Aug. 2013 Production

- Q 2 Front Seat Outer Belt Assembly RH
- Q 3 Front Seat Outer Belt Assembly RH
- Q 4 Rear Side Airbag Sensor Assembly RH
- Q 8 Front Door Courtesy Light Switch Assembly RH
- Q 15 Rear Header Speaker Assembly RH
- Q 16 Rear Power Point Socket Assembly
- Q 18 Theft Warning Siren Assembly
- Q 22 Power Outlet Socket
- Q 23 Junction Connector
- Q 24 Junction Connector
- Q 27 Voltage Inverter Assembly
- Q 29 Curtain Shield Airbag Assembly RH
- Q 30 No. 1 Speaker with Box Assembly
- Q 31 Rear Combination Light Assembly RH
- Q 32 Rear Speaker Set RH
- Q 33 Theft Warning Siren Assembly
- Q 41 Junction Connector
- R 2 Front Seat Outer Belt Assembly LH
- R 3 Front Seat Outer Belt Assembly LH
- R 4 Rear Side Airbag Sensor Assembly LH
- R 7 Front Door Courtesy Light Switch Assembly LH
- R 9 Back Door Courtesy Light Switch Assembly
- R 13 Rear Header Speaker Assembly LH
- R 15 No. 3 Indoor Electrical Key Antenna Assembly
- R 16 Outside Luggage Electrical Key Antenna
- R 17 Door Control Receiver
- R 22 Rear Combination Light Assembly LH
- R 23 Trailer Socket
- R 26 Door Control Receiver
- R 27 Junction Connector
- R 28 Junction Connector
- R 29 Junction Connector
- R 30 Junction Connector
- R 31 Junction Connector
- R 35 Curtain Shield Airbag Assembly LH
- R 37 Rear Speaker Set LH
- R 39 Fuel Tank Sub-Assembly
- R 40 Fuel Sender Gauge Assembly

Position of Parts in Body (RHD 3-Door) (Before Aug. 2017 Production)



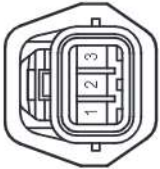
Position of Parts in Body (RHD 3-Door) (Before Aug. 2017 Production)



cardiagn.com

Position of Parts in Body (RHD 3-Door) (Before Aug. 2017 Production)

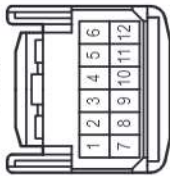
R40
Black



82890-32030

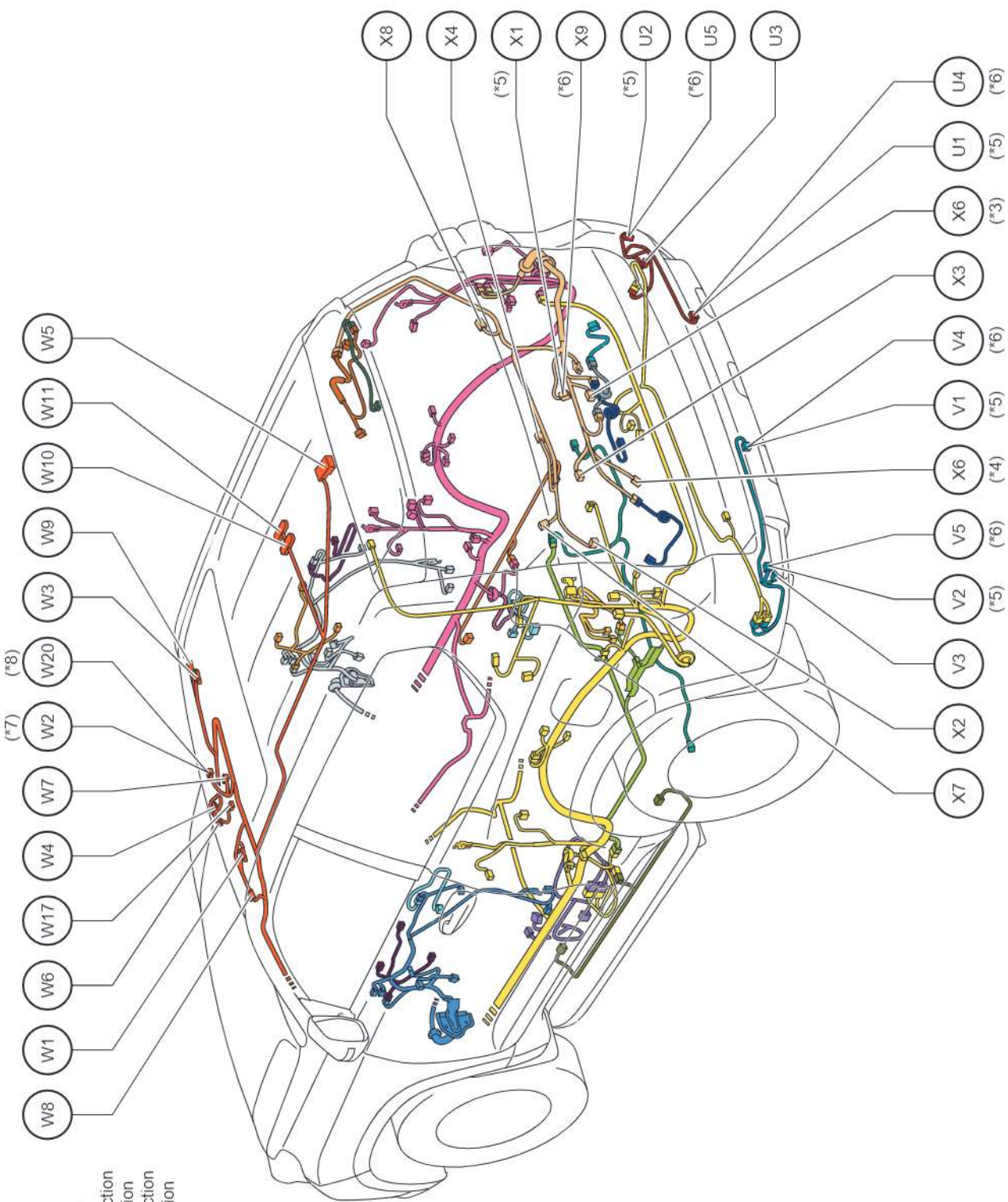
R41

Black (Before Aug. 2017 Production) / White (From Aug. 2017 Production)



90980-12552

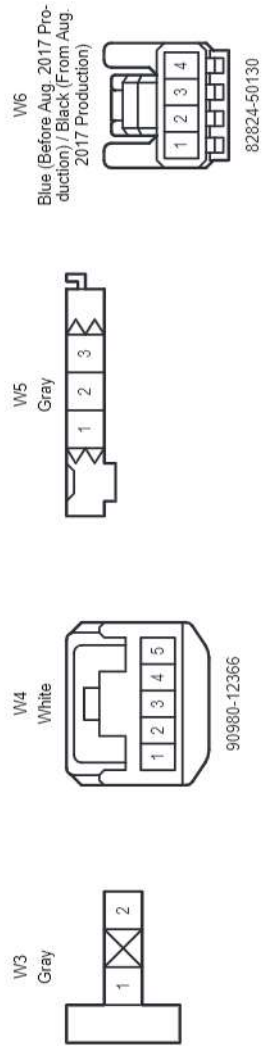
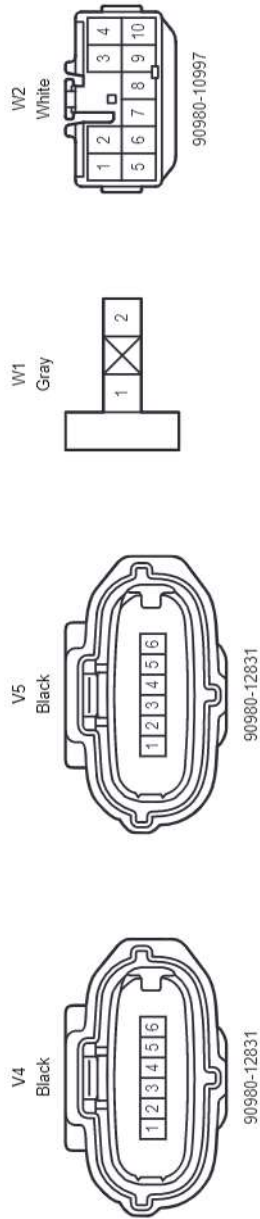
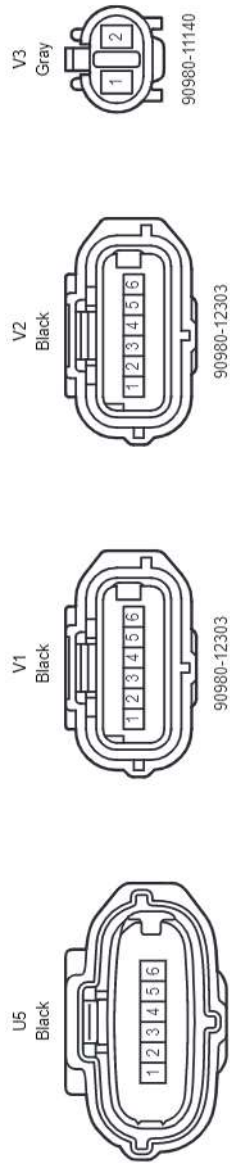
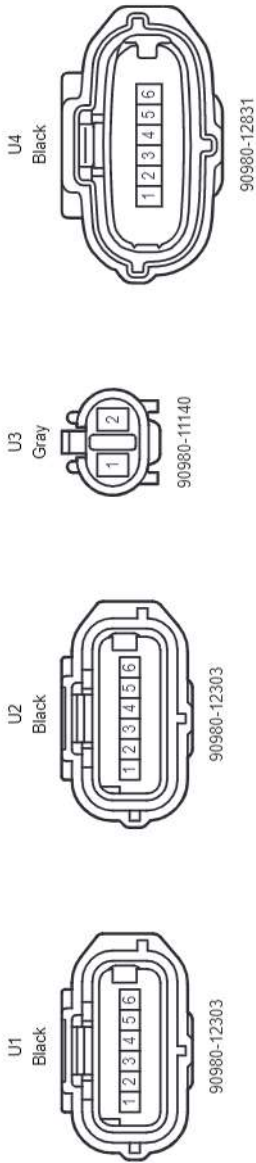
Position of Parts in Body (RHD 3-Door) (Before Aug. 2017 Production)



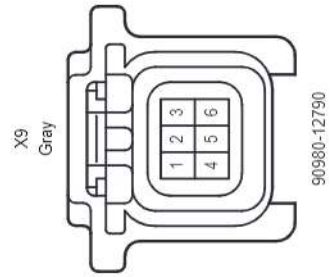
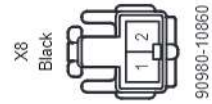

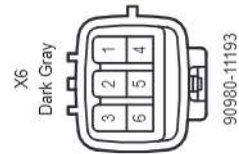
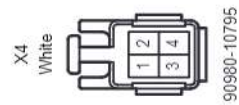
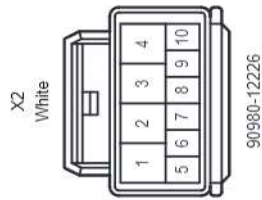
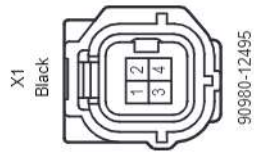
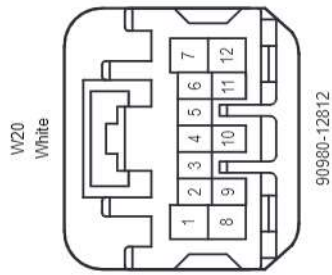
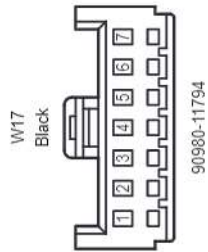
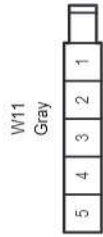
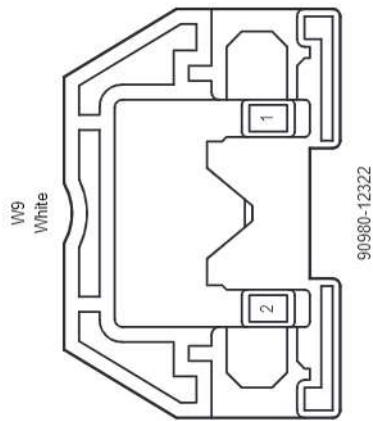
- * 3:w/ Glass Hatch Opener
- * 4:w/o Glass Hatch Opener
- * 5: Before Aug. 2013 Production
- * 6: From Aug. 2013 Production
- * 7: Before Aug. 2016 Production
- * 8: From Aug. 2016 Production

U	1	Rear No. 1 Ultrasonic Sensor Center RH
U	2	Rear No. 1 Ultrasonic Sensor RH
U	3	Rear Fog Light Assembly RH
U	4	Rear No. 1 Ultrasonic Sensor Center RH
U	5	Rear No. 1 Ultrasonic Sensor RH
V	1	Rear No. 1 Ultrasonic Sensor Center LH
V	2	Rear No. 1 Ultrasonic Sensor LH
V	3	Rear Fog Light Assembly LH
V	4	Rear No. 1 Ultrasonic Sensor Center LH
V	5	Rear No. 1 Ultrasonic Sensor LH
W	1	Vanity Light Assembly LH
W	2	Sliding Roof Control ECU
W	3	Vanity Light Assembly RH
W	4	Inner Rear View Mirror Assembly
W	5	No. 2 Room Light Assembly
W	6	Rain Sensor
W	7	Map Light Assembly
W	8	Visor Assembly LH
W	9	Visor Assembly RH
W	10	No. 1 Room Light Assembly LH
W	11	No. 1 Room Light Assembly RH
W	17	Inner Rear View Mirror Assembly
W	20	Sliding Roof Control ECU
X	1	Rear Television Camera Assembly
X	2	Back Door Lock Assembly
X	3	Glass Hatch Opener Switch Assembly
X	4	Back Window Lock Assembly
X	6	Luggage Electrical Key Switch
X	7	Rear Window Defogger (Back Door Glass)
X	8	Rear Window Defogger (Back Door Glass)
X	9	Rear Television Camera Assembly

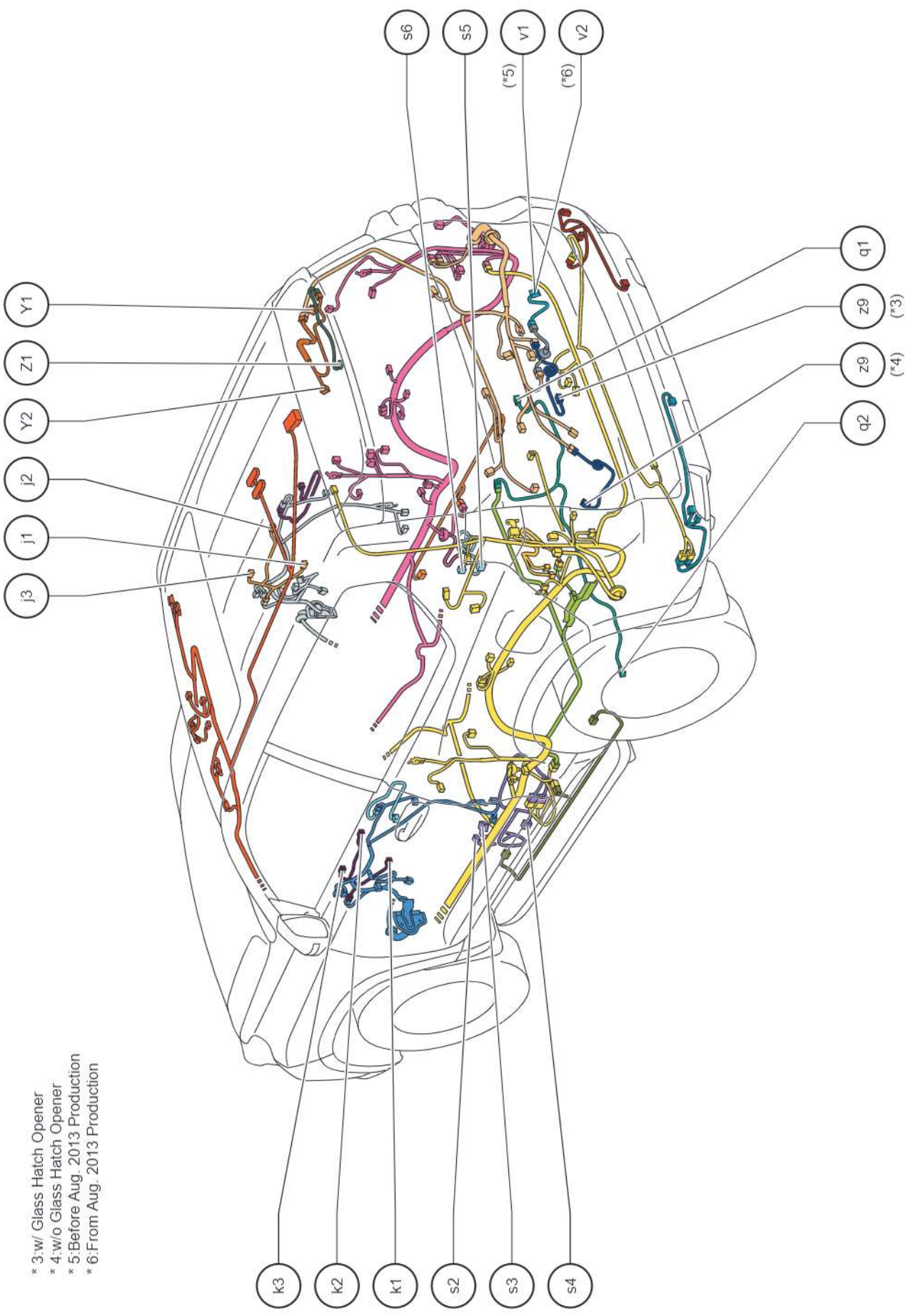
Position of Parts in Body (RHD 3-Door) (Before Aug. 2017 Production)



Position of Parts in Body (RHD 3-Door) (Before Aug. 2017 Production)



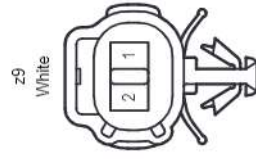
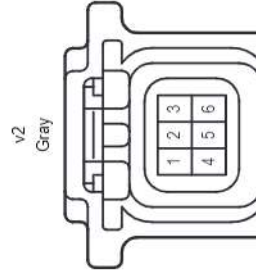
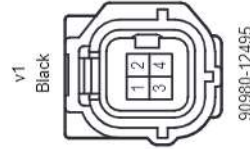
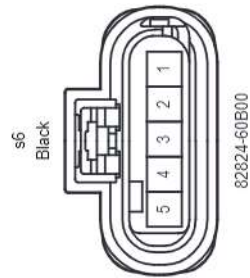
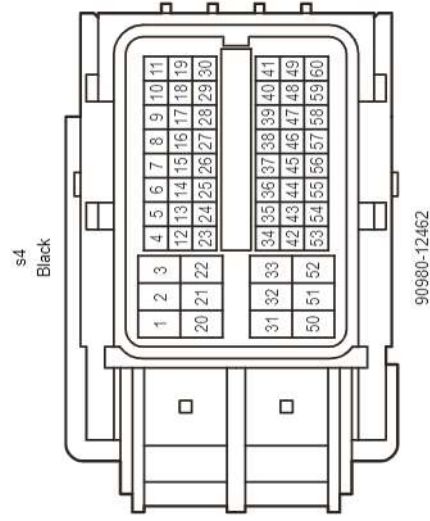
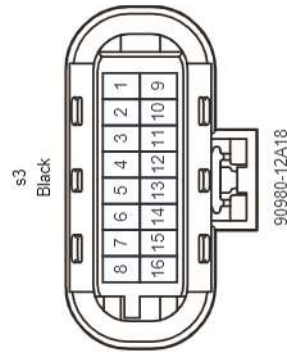
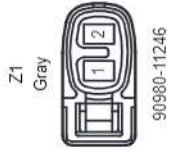
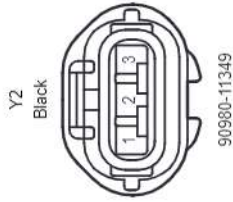
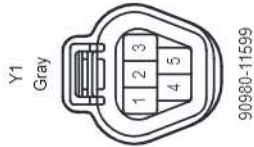
Position of Parts in Body (RHD 3-Door) (Before Aug. 2017 Production)

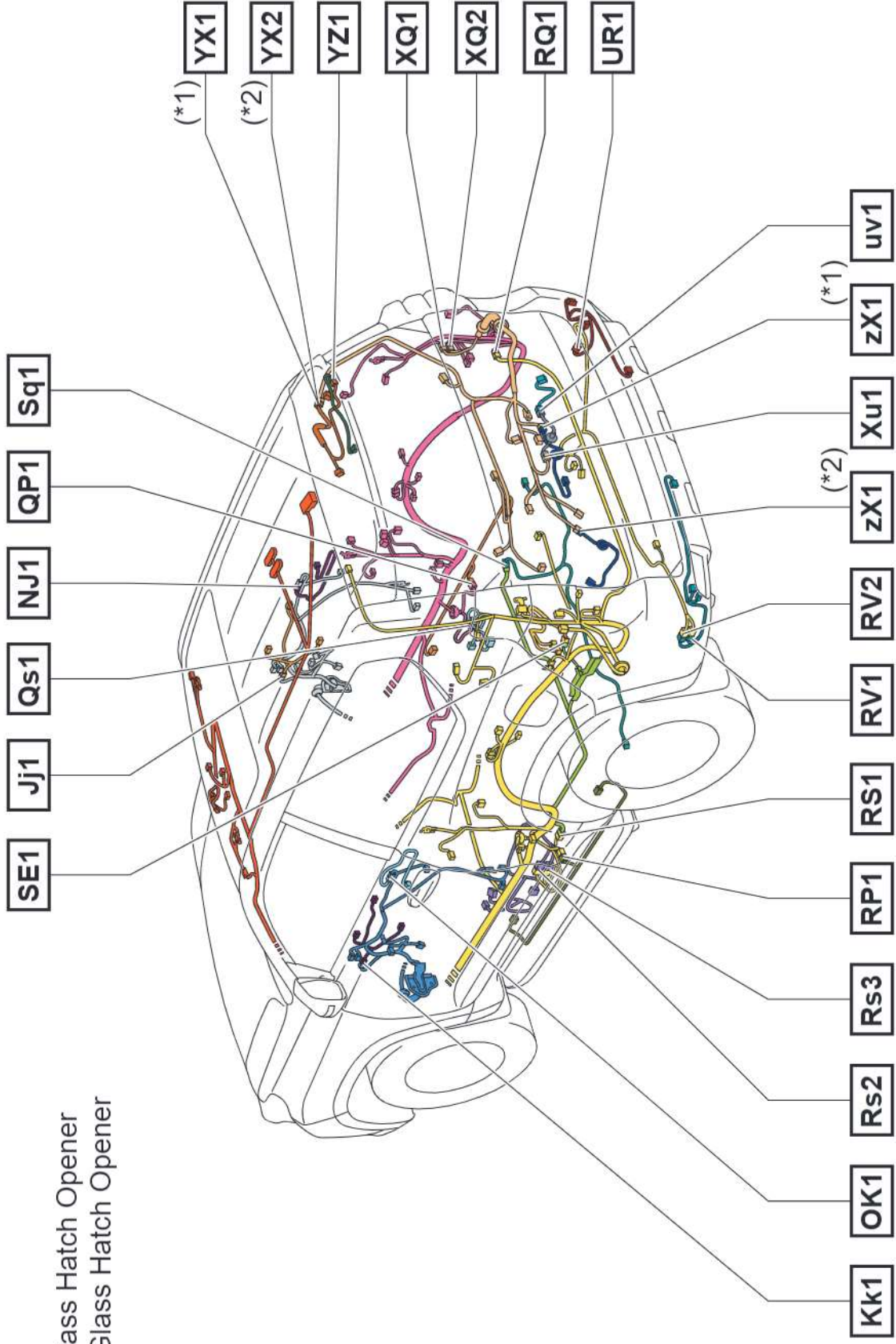


- * 3:w/ Glass Hatch Opener
- * 4:w/o Glass Hatch Opener
- * 5:Before Aug. 2013 Production
- * 6:From Aug. 2013 Production

Y	1	Rear Wiper Motor Assembly
Y	2	Rear Window Defogger (Back Door Glass)
Z	1	Center Stop Light Assembly
j	1	Front Door Pocket Illumination RH
j	2	Front Door Trim Illumination RH
j	3	Front Door Inside Handle Illumination Light Assembly RH
k	1	Front Door Pocket Illumination LH
k	2	Front Door Trim Illumination LH
k	3	Front Door Inside Handle Illumination Light Assembly LH
q	1	Rear Speed Sensor RH
q	2	Rear Speed Sensor LH
s	2	Urea Tube with Heater ASSY
s	3	Urea Pump
s	4	Urea Pump Control ECU
s	5	No. 4 Exhaust Gas Temperature Sensor
s	6	Nitrogen Oxides Sensor
v	1	Rear Television Camera Assembly
v	2	Rear Television Camera Assembly
z	9	License Plate Light Assembly

Position of Parts in Body (RHD 3-Door) (Before Aug. 2017 Production)

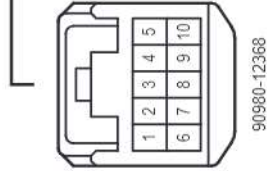




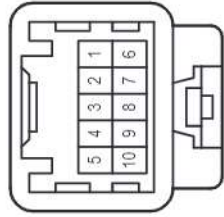
* 1:w/ Glass Hatch Opener

* 2:w/o Glass Hatch Opener

J11
White

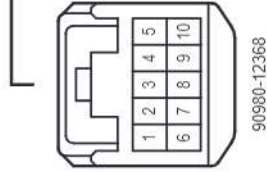


90980-12368

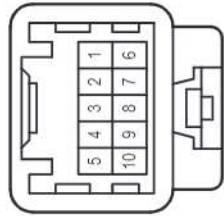


90980-12367

Kk1
White

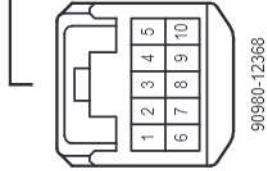


90980-12368

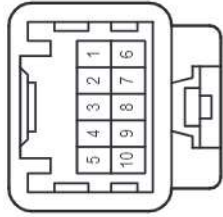


90980-12367

NJ1
White

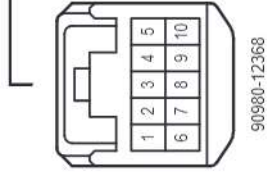


90980-12368

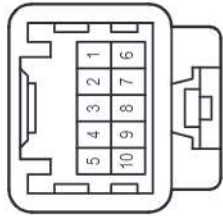


90980-12367

OK1
White



90980-12368

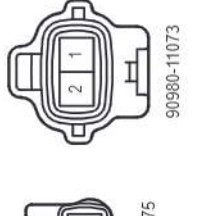


90980-12367

QP1
Gray

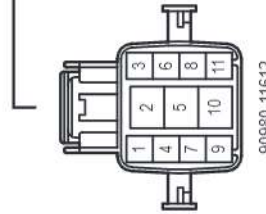


90980-11075

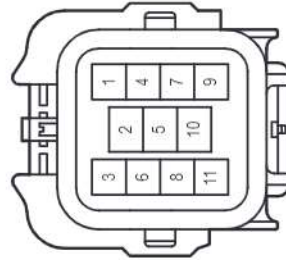


90980-11073

QS1
Black



90980-11612

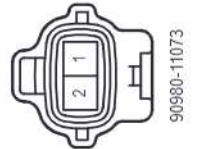


90980-11609

RP1
Gray

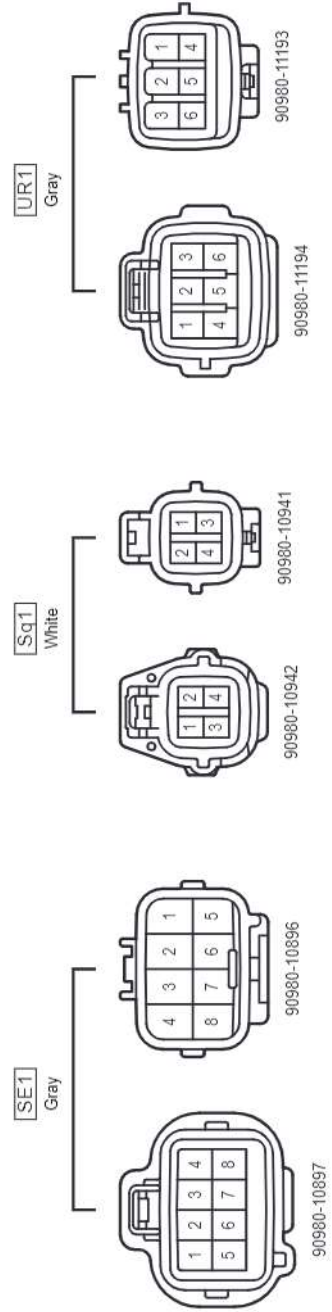
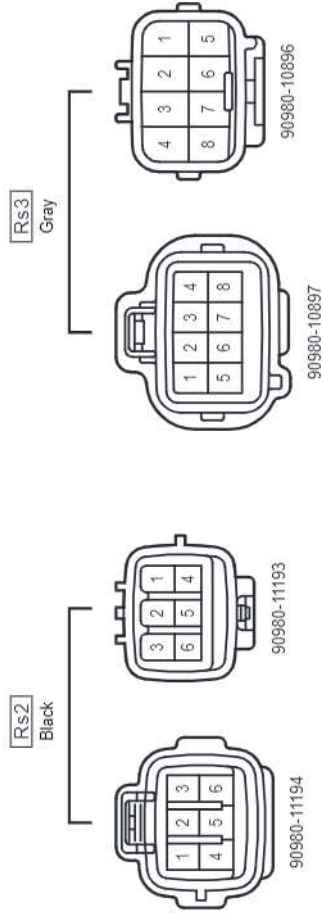
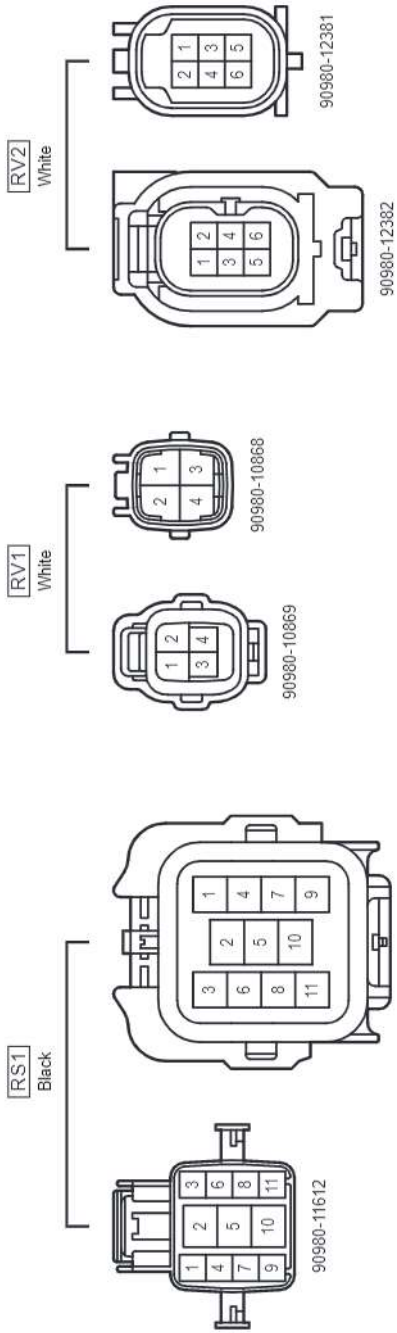


90980-11075



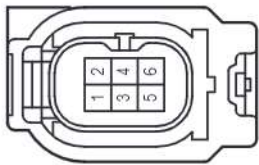
90980-11073

RQ1
White



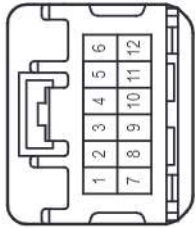
XQ2 White

Xu1
Black

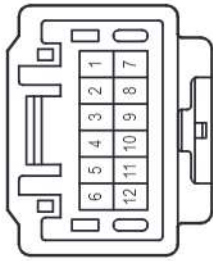


90980-12382

YX1
White

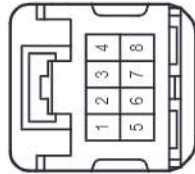


90980-12737

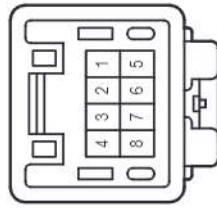


90980-12736

YX2
White



90980-12735

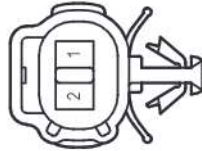


90980-12734

YZ1
White

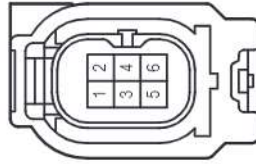


90980-11003

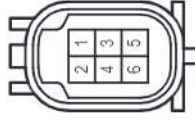


90980-11002

UV1
Black

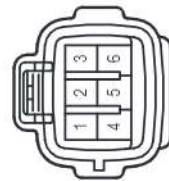


90980-12382

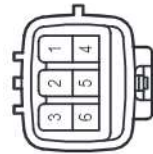


90980-12381

ZX1
Dark Gray

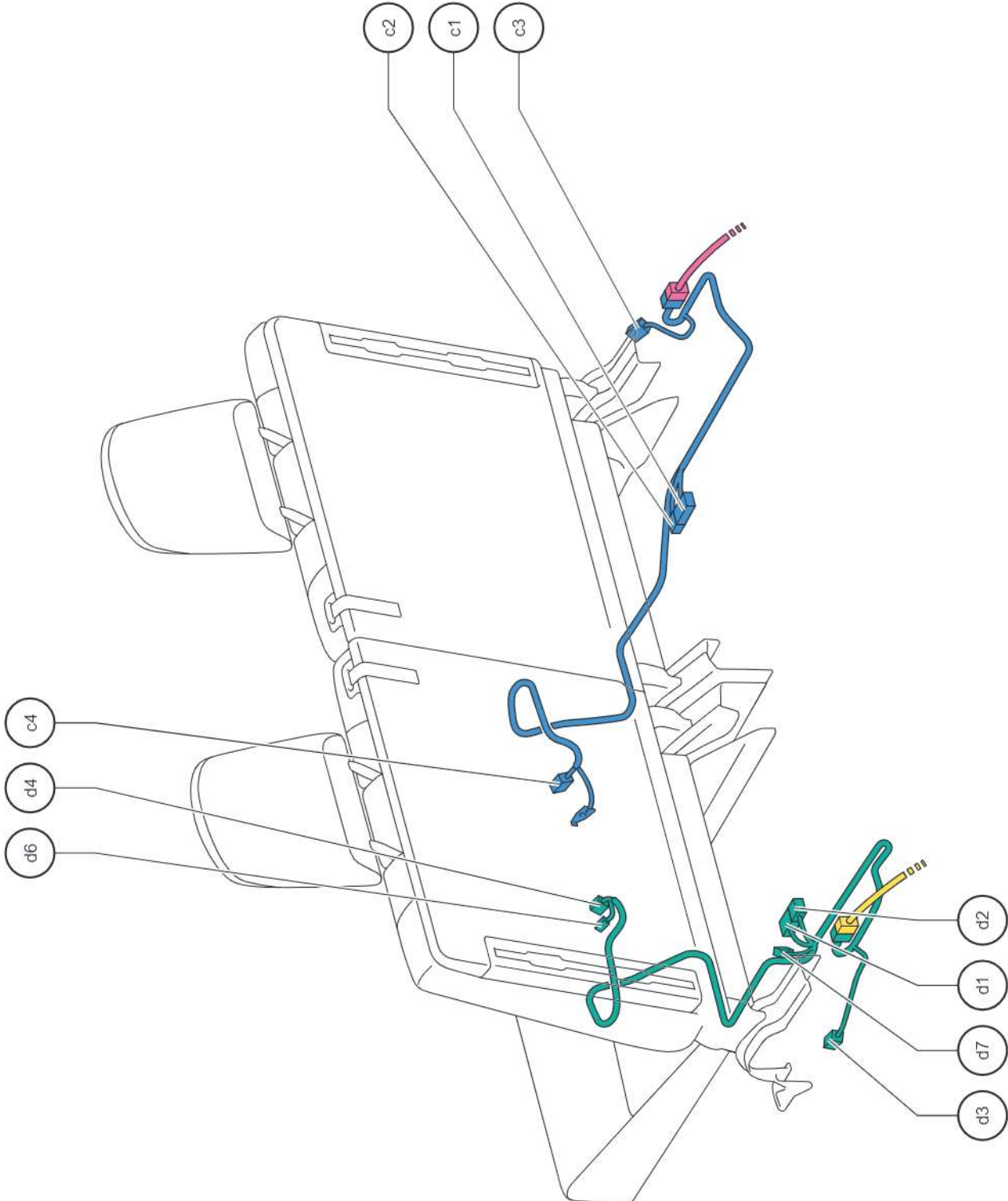


90980-11194



90980-11193

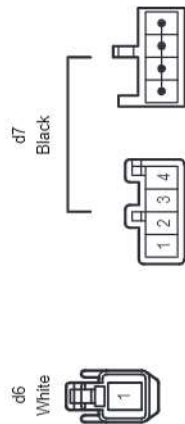
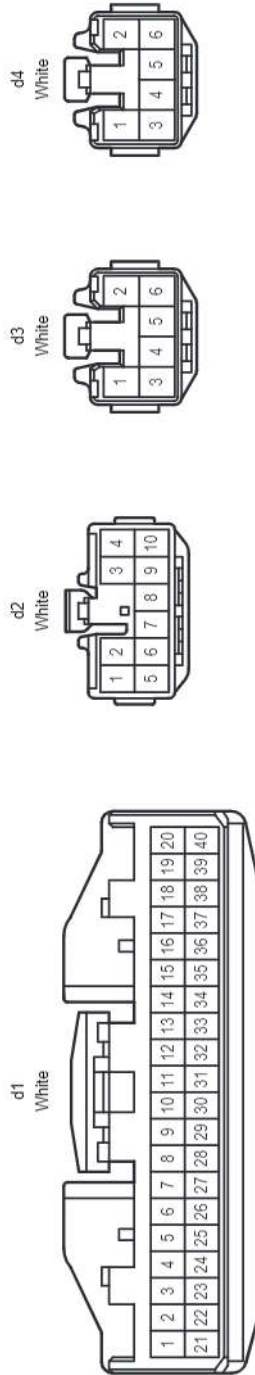
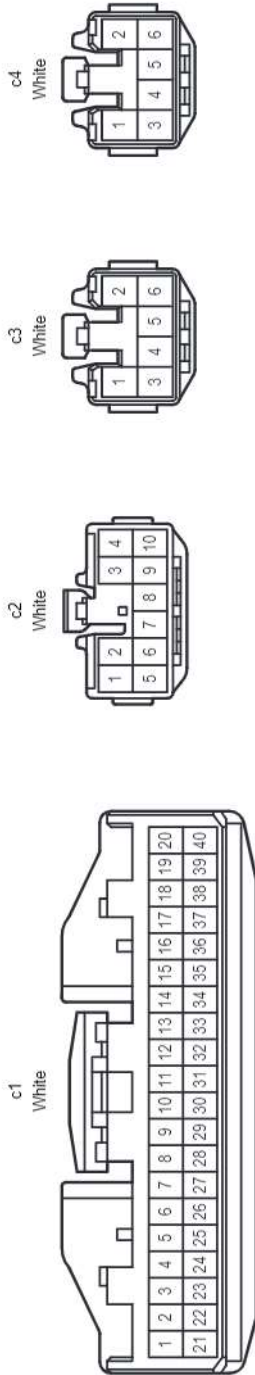
Position of Parts in Seat (LHD Rear No. 2 Seat)



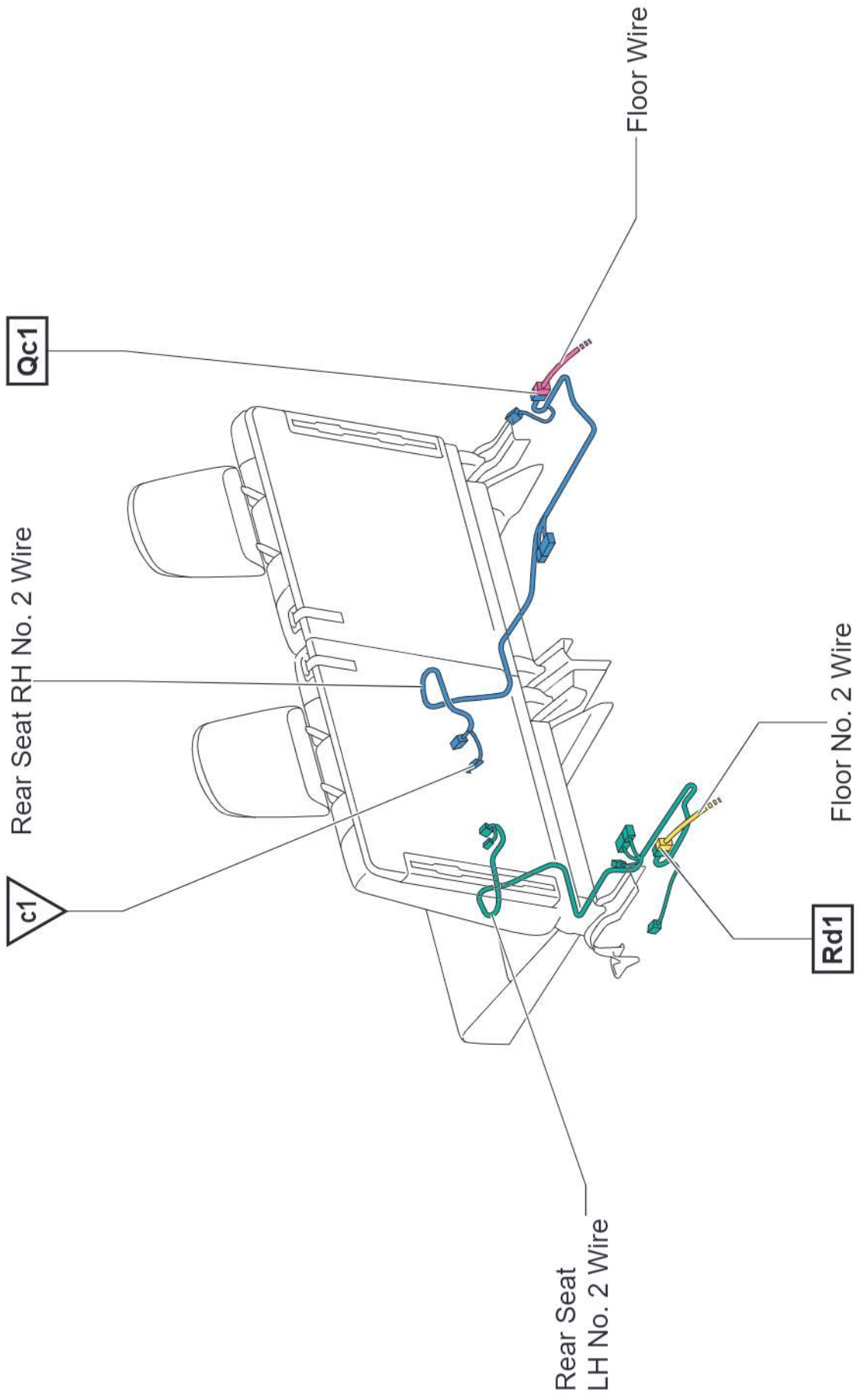
Position of Parts in Seat (LHD Rear No. 2 Seat)

- c 1 Fold Seat Control ECU RH
- c 2 Fold Seat Control ECU RH
- c 3 No. 3 Seat Back Frame Sub-Assembly RH
- c 4 No. 2 Seat Cushion Frame Sub-Assembly RH
- d 1 Fold Seat Control ECU LH
- d 2 Fold Seat Control ECU LH
- d 3 No. 3 Seat Back Frame Sub-Assembly LH
- d 4 No. 2 Seat Cushion Frame Sub-Assembly LH
- d 6 No. 2 Seat Cushion Frame Sub-Assembly LH
- d 7 Junction Connector

Position of Parts in Seat (LHD Rear No. 2 Seat)

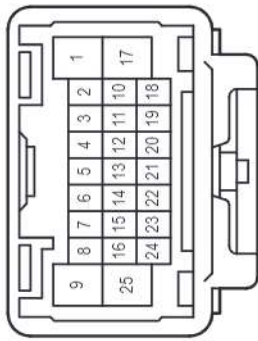
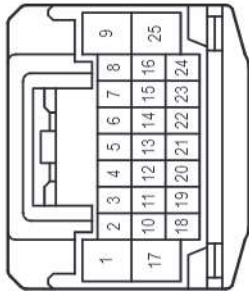


Wire and Wire , Ground Points in Seat (LHD Rear No. 2 Seat)



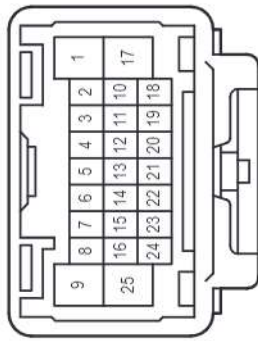
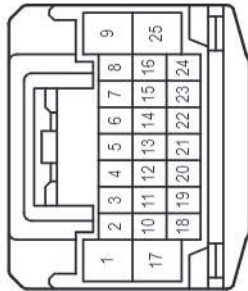
Qc1

White

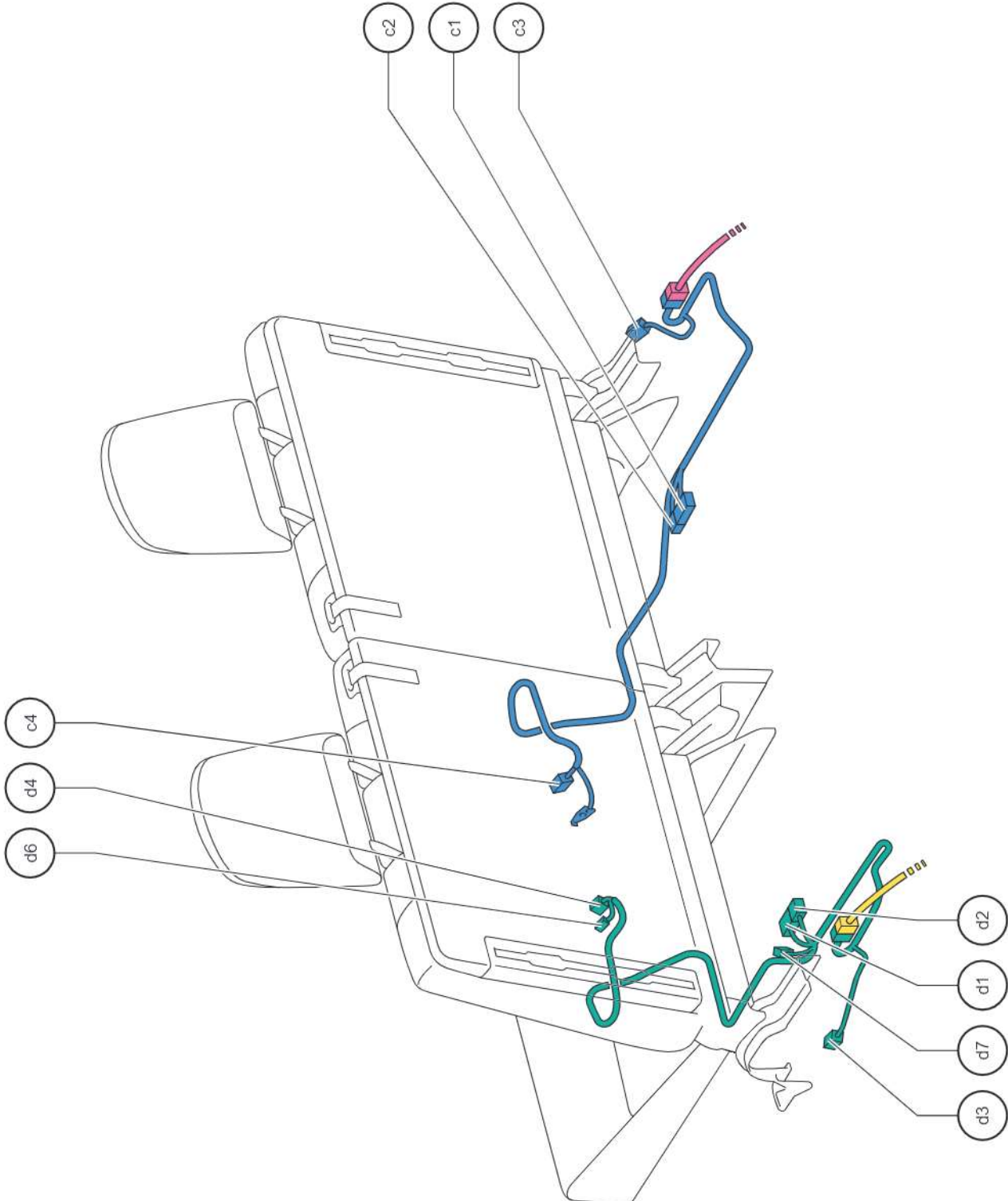


Rd1

White



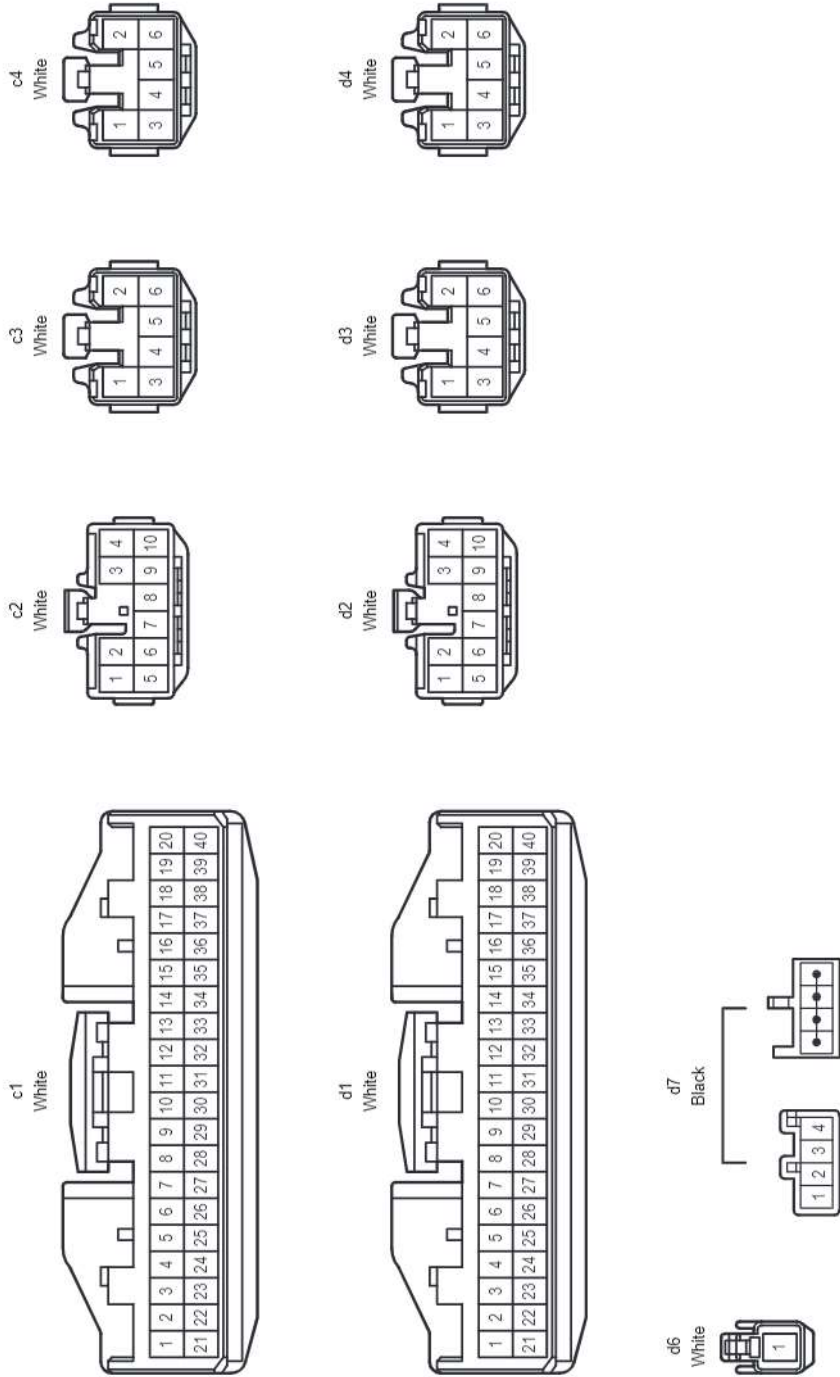
Position of Parts in Seat (RHD Rear No. 2 Seat)



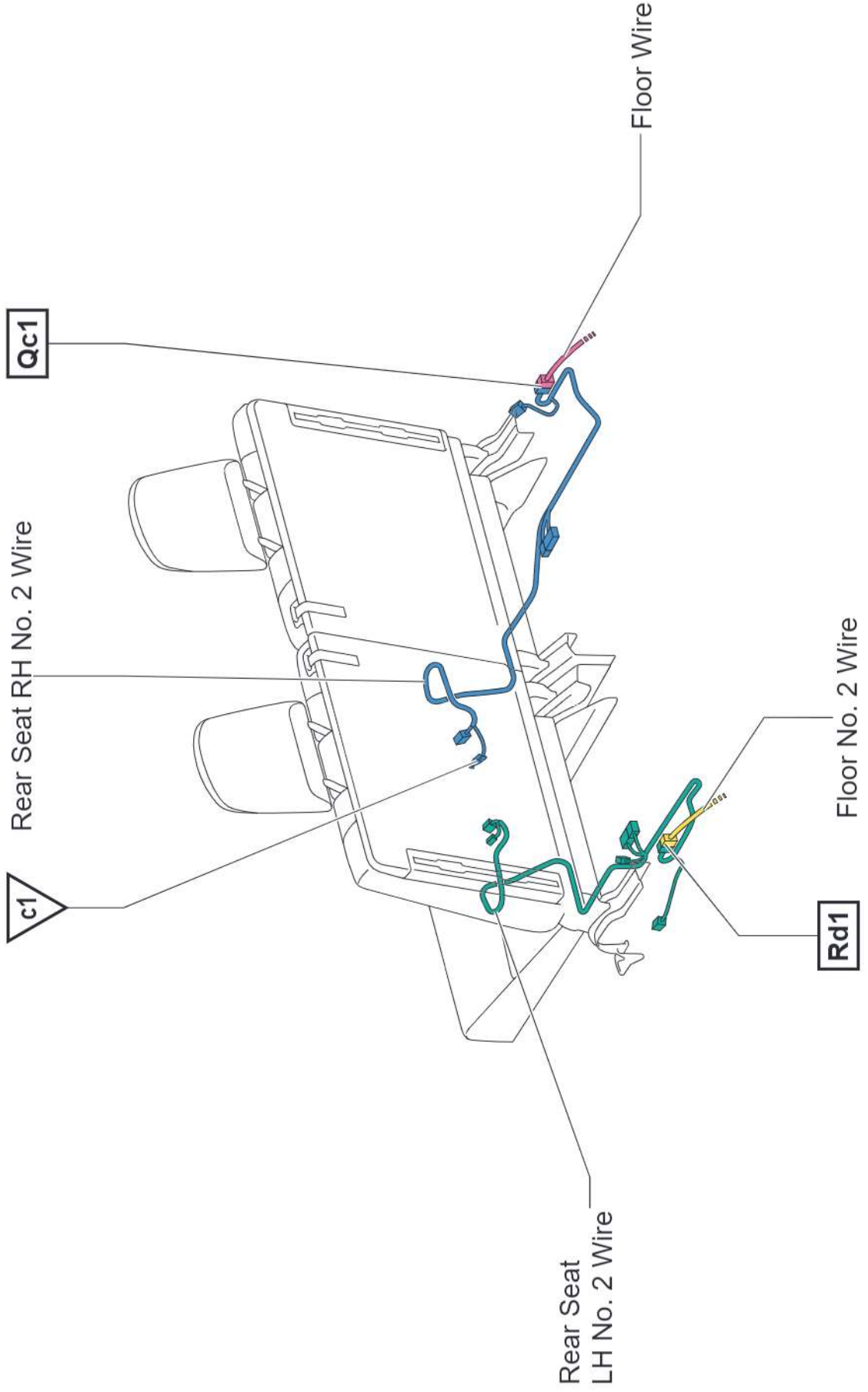
Position of Parts in Seat (RHD Rear No. 2 Seat)

- c 1 Fold Seat Control ECU RH
- c 2 Fold Seat Control ECU RH
- c 3 No. 3 Seat Back Frame Sub-Assembly RH
- c 4 No. 2 Seat Cushion Frame Sub-Assembly RH
- d 1 Fold Seat Control ECU LH
- d 2 Fold Seat Control ECU LH
- d 3 No. 3 Seat Back Frame Sub-Assembly LH
- d 4 No. 2 Seat Cushion Frame Sub-Assembly LH
- d 6 No. 2 Seat Cushion Frame Sub-Assembly LH
- d 7 Junction Connector

Position of Parts in Seat (RHD Rear No. 2 Seat)

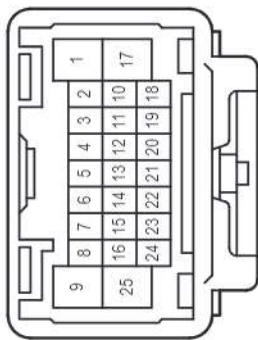
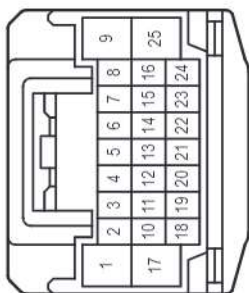


Wire and Wire , Ground Points in Seat (RHD Rear No. 2 Seat)



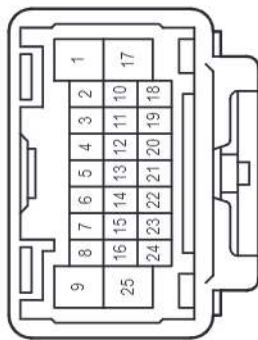
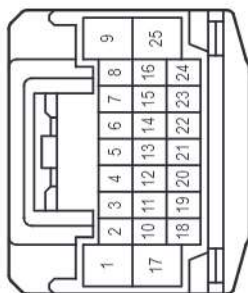
Qc1

White

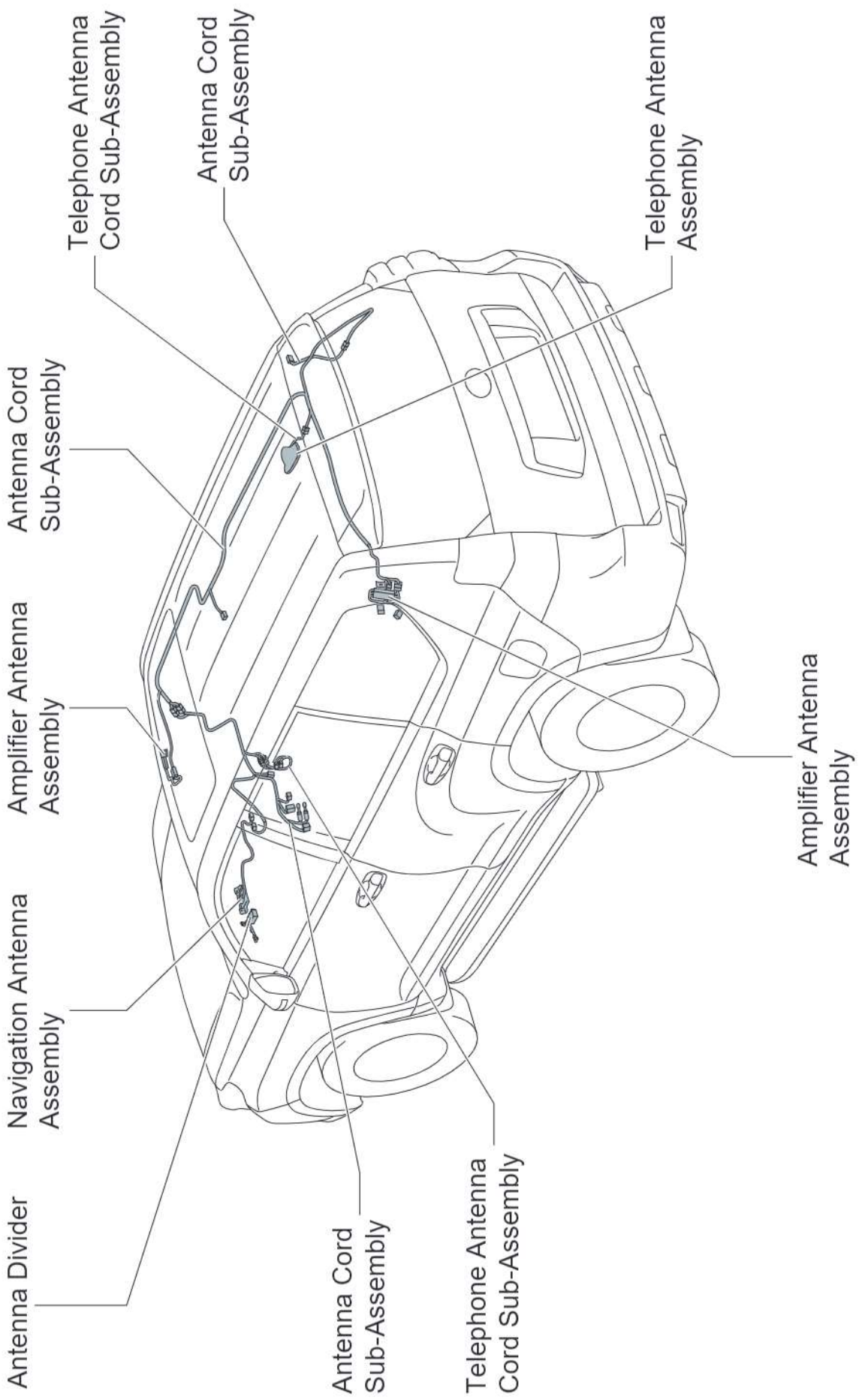


Rd1

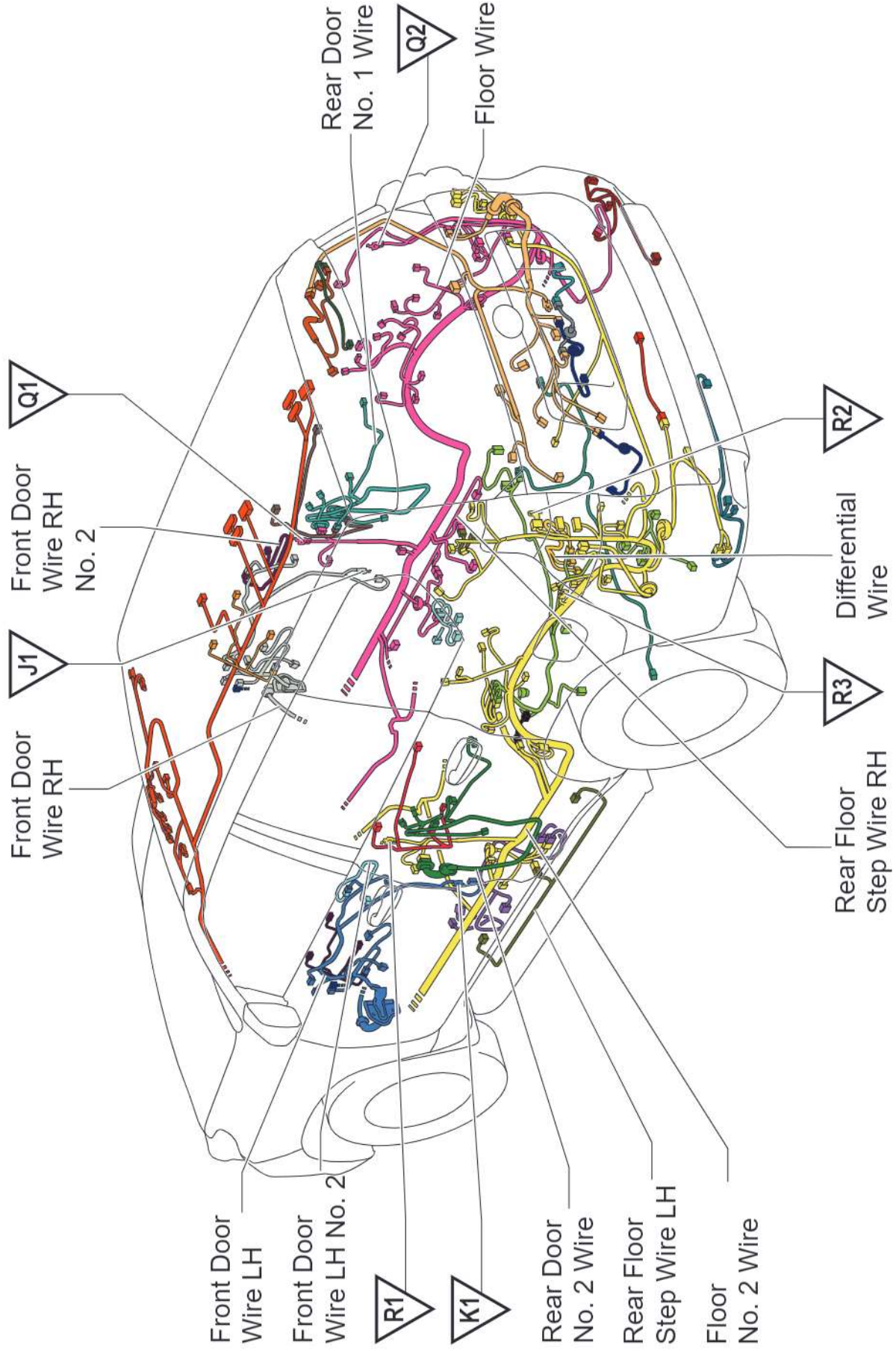
White

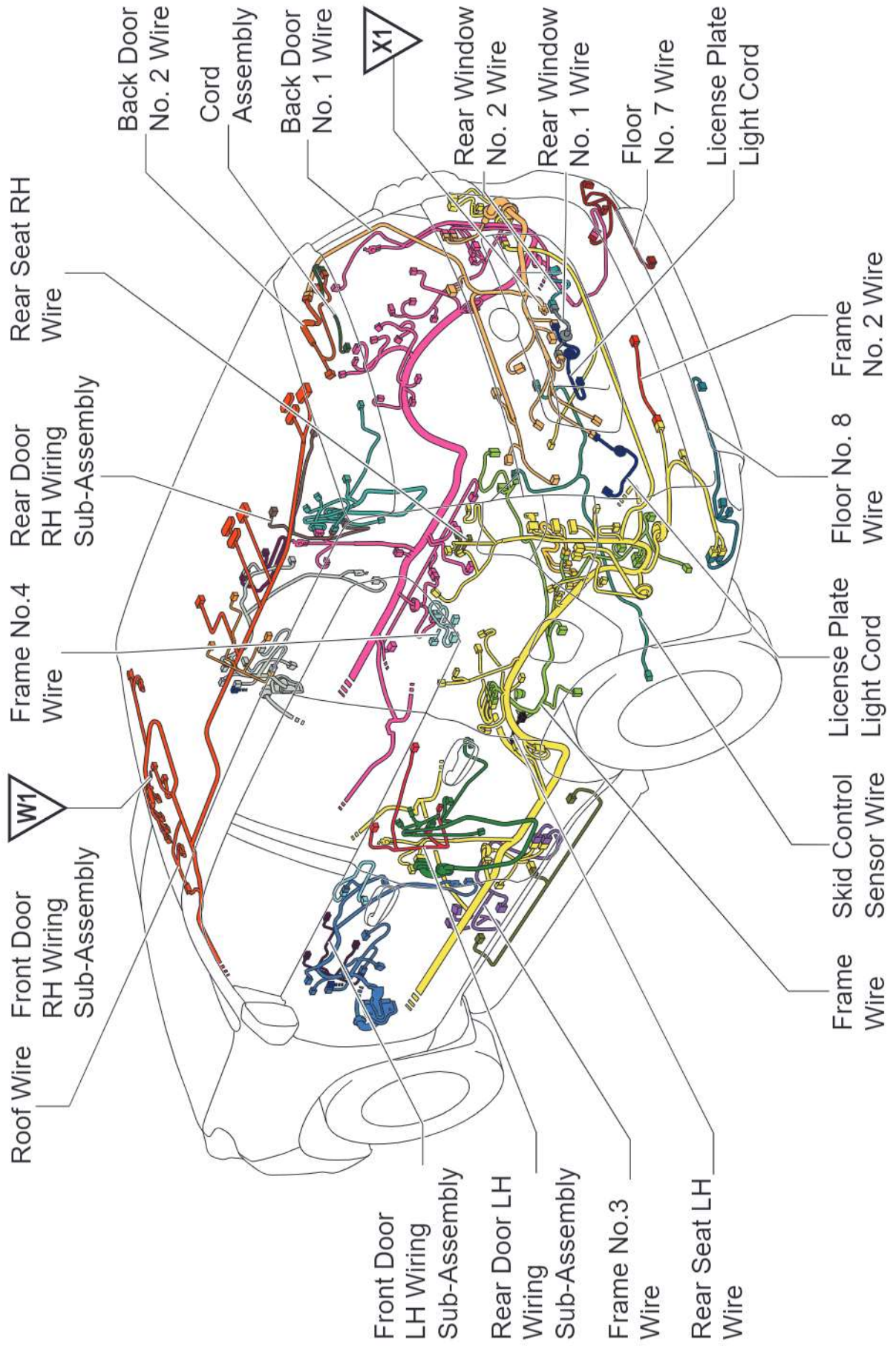


Antenna in Antenna (LHD 5-Door)

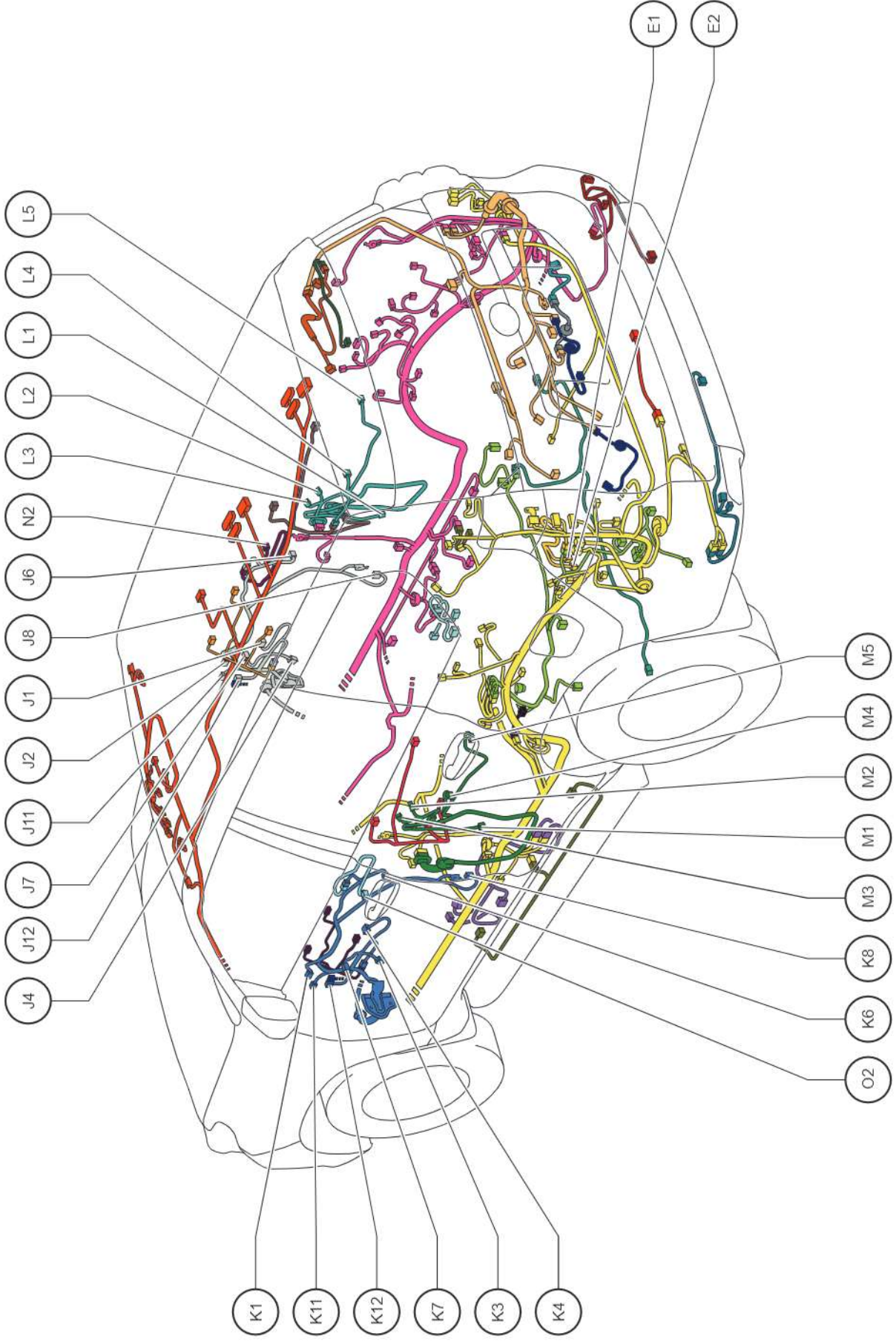


Ground Points in Body (LHD 5-Door) (From Aug. 2017 Production)



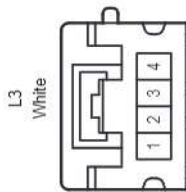
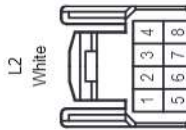
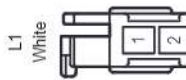
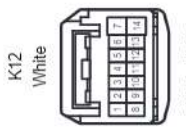
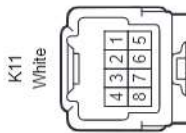
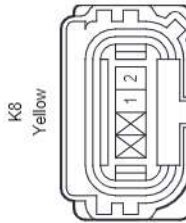
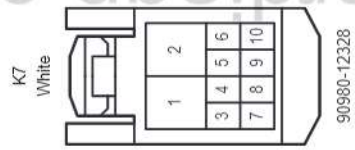
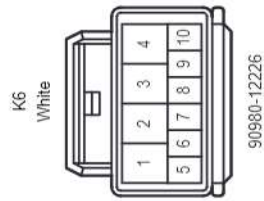
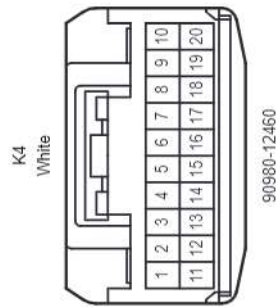
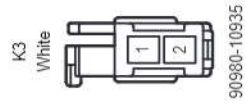
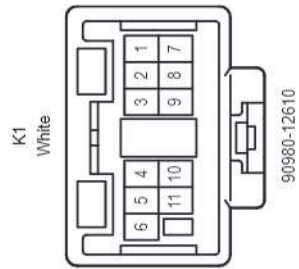
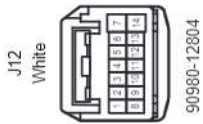
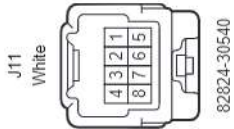
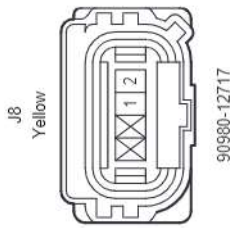
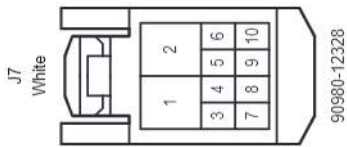
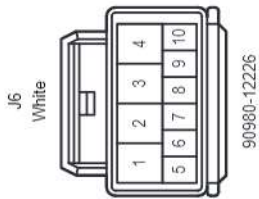
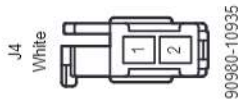
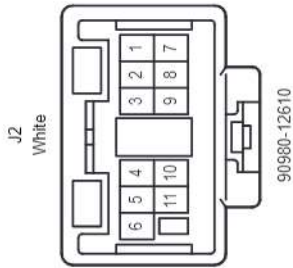
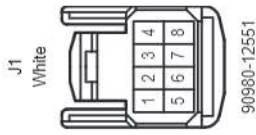
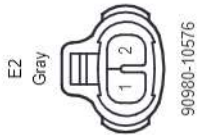
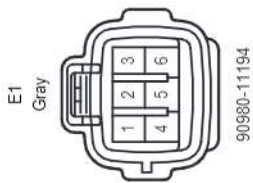


Position of Parts in Body (LHD 5-Door) (From Aug. 2017 Production)

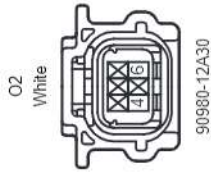
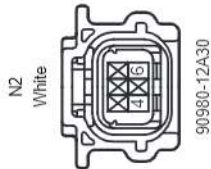
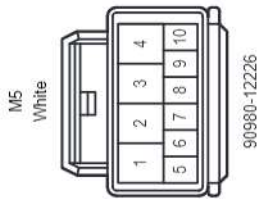
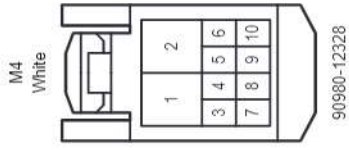
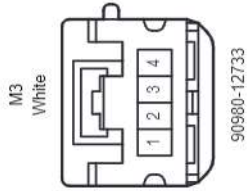
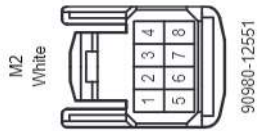
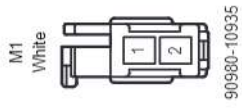
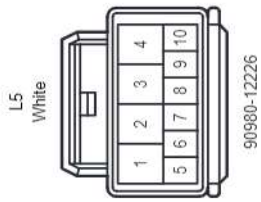
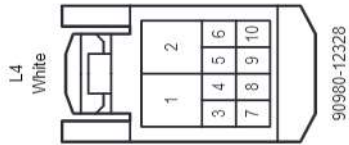


E	1	Differential Lock Shift Actuator
E	2	No. 1 Transfer Indicator Switch
J	1	Front Power Window Regulator Switch Assembly RH
J	2	Outer Rear View Mirror Assembly RH
J	4	Front No. 2 Speaker Assembly RH
J	6	Front Door with Motor Lock Assembly RH
J	7	Front Power Window Regulator Motor Assembly RH
J	8	Side Airbag Sensor Assembly RH
J	11	Outer Rear View Mirror Assembly RH
J	12	Outer Mirror Control ECU Assembly RH
K	1	Outer Rear View Mirror Assembly LH
K	3	Front No. 2 Speaker Assembly LH
K	4	Multiplex Network Master Switch Assembly
K	6	Front Door with Motor Lock Assembly LH
K	7	Front Power Window Regulator Motor Assembly LH
K	8	Side Airbag Sensor Assembly LH
K	11	Outer Rear View Mirror Assembly LH
K	12	Outer Mirror Control ECU Assembly LH
L	1	Rear Speaker Set RH
L	2	Rear Power Window Regulator Switch Assembly RH
L	3	Rear No. 2 Speaker Assembly RH
L	4	Rear Power Window Regulator Motor Assembly RH
L	5	Rear Door Lock Assembly RH
M	1	Rear Speaker Set LH
M	2	Rear Power Window Regulator Switch Assembly LH
M	3	Rear No. 2 Speaker Assembly LH
M	4	Rear Power Window Regulator Motor Assembly LH
M	5	Rear Door Lock Assembly LH
N	2	Electrical Key Antenna RH
O	2	Electrical Key Antenna LH

Position of Parts in Body (LHD 5-Door) (From Aug. 2017 Production)

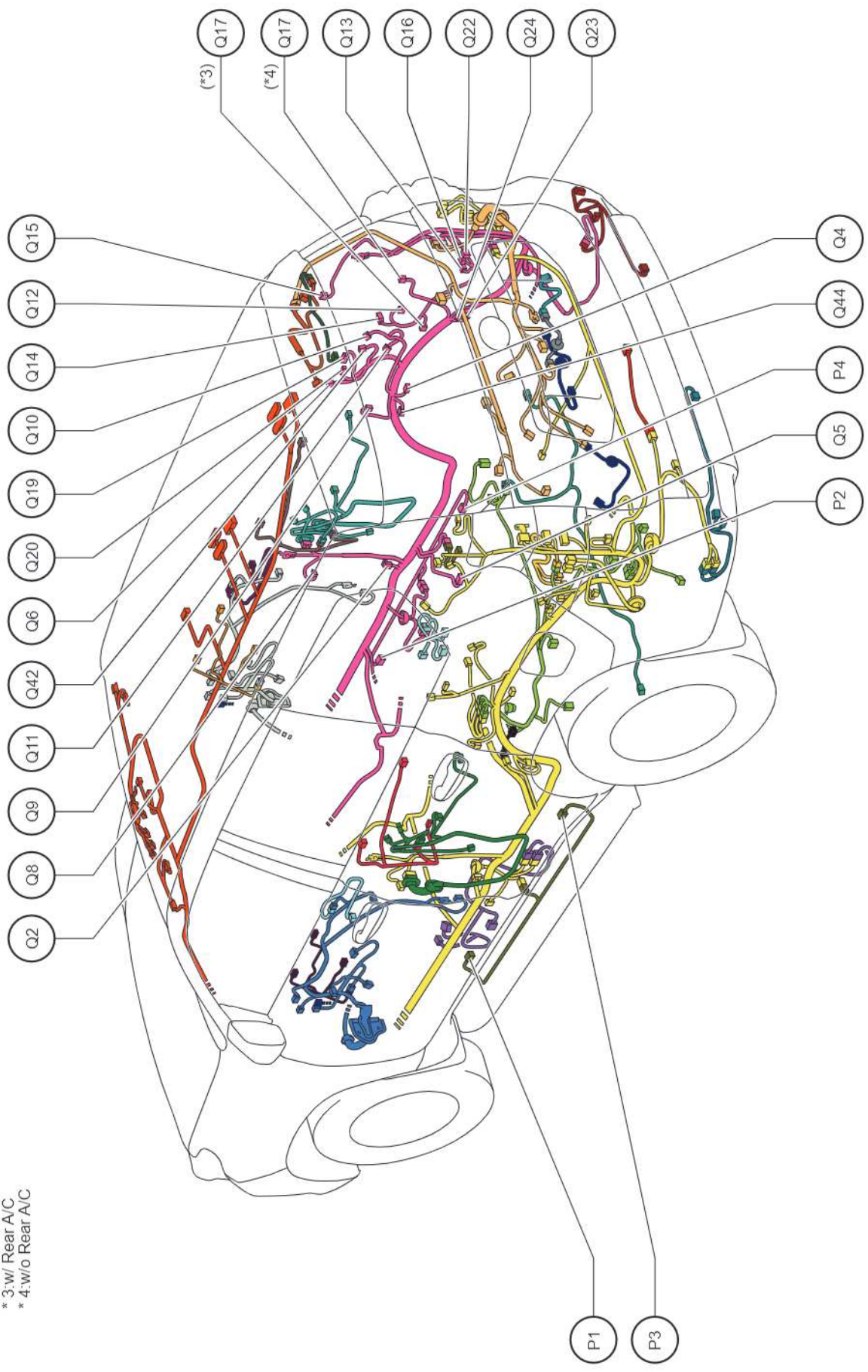


Position of Parts in Body (LHD 5-Door) (From Aug. 2017 Production)



Position of Parts in Body (LHD 5-Door) (From Aug. 2017 Production)

* 3:w/ Rear A/C
* 4:w/o Rear A/C



P 1	Front Side Step Light LH
P 2	Front Side Step Light RH
P 3	Rear Side Step Light LH
P 4	Rear Side Step Light RH
Q 2	Front Seat Outer Belt Assembly RH
Q 4	Rear Side Airbag Sensor Assembly RH
Q 5	Rear Floor Side Airbag Sensor
Q 6	Curtain Shield Airbag Assembly RH
Q 8	Front Door Courtesy Light Switch Assembly RH
Q 9	Rear Door Courtesy Light Switch Assembly RH
Q 10	Rear Power Seat Switch RH
Q 11	No. 1 Fold Seat Switch Assembly
Q 12	Rear Blower with Fan Motor Sub-Assembly
Q 13	Rear A/C Blower Assembly
Q 14	Rear Blower with Fan Motor Sub-Assembly
Q 15	Rear Header Speaker Assembly RH
Q 16	Rear Power Point Socket Assembly
Q 17	Voltage Inverter Assembly
Q 19	Rear No. 1 Cooler Thermistor
Q 20	Glass Breakage Sensor RH (Quarter Glass RH)
Q 22	Power Outlet Socket
Q 23	Junction Connector
Q 24	Junction Connector
Q 42	Theft Warning Siren Assembly
Q 44	Junction Connector

Position of Parts in Body (LHD 5-Door) (From Aug. 2017 Production)



90980-11162



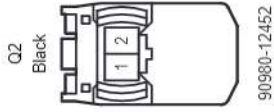
90980-11162



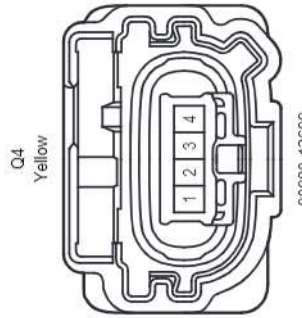
90980-11162



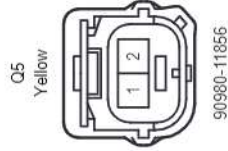
90980-11162



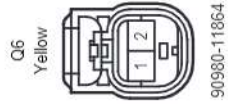
90980-12452



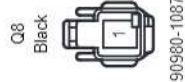
90980-12699



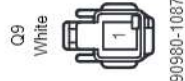
90980-11856



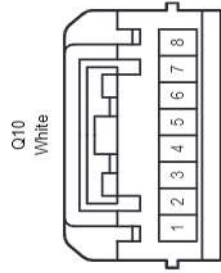
90980-11864



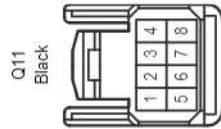
90980-10871



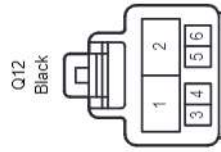
90980-10871



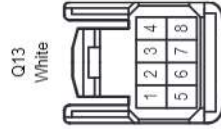
90980-12550



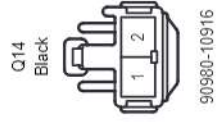
90980-12551



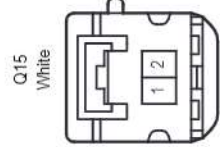
90980-10910



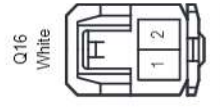
90980-12551



90980-10916



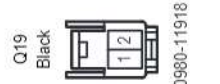
90980-12808



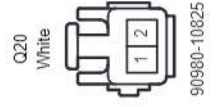
90980-12498



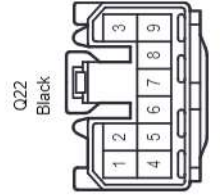
90980-10801



90980-11918



90980-10825

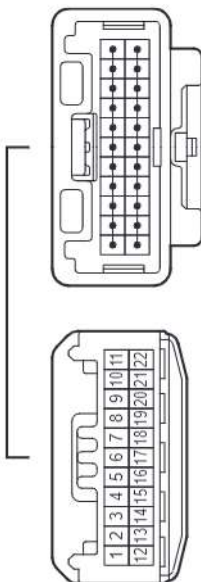


90980-11535

cardiagn.com

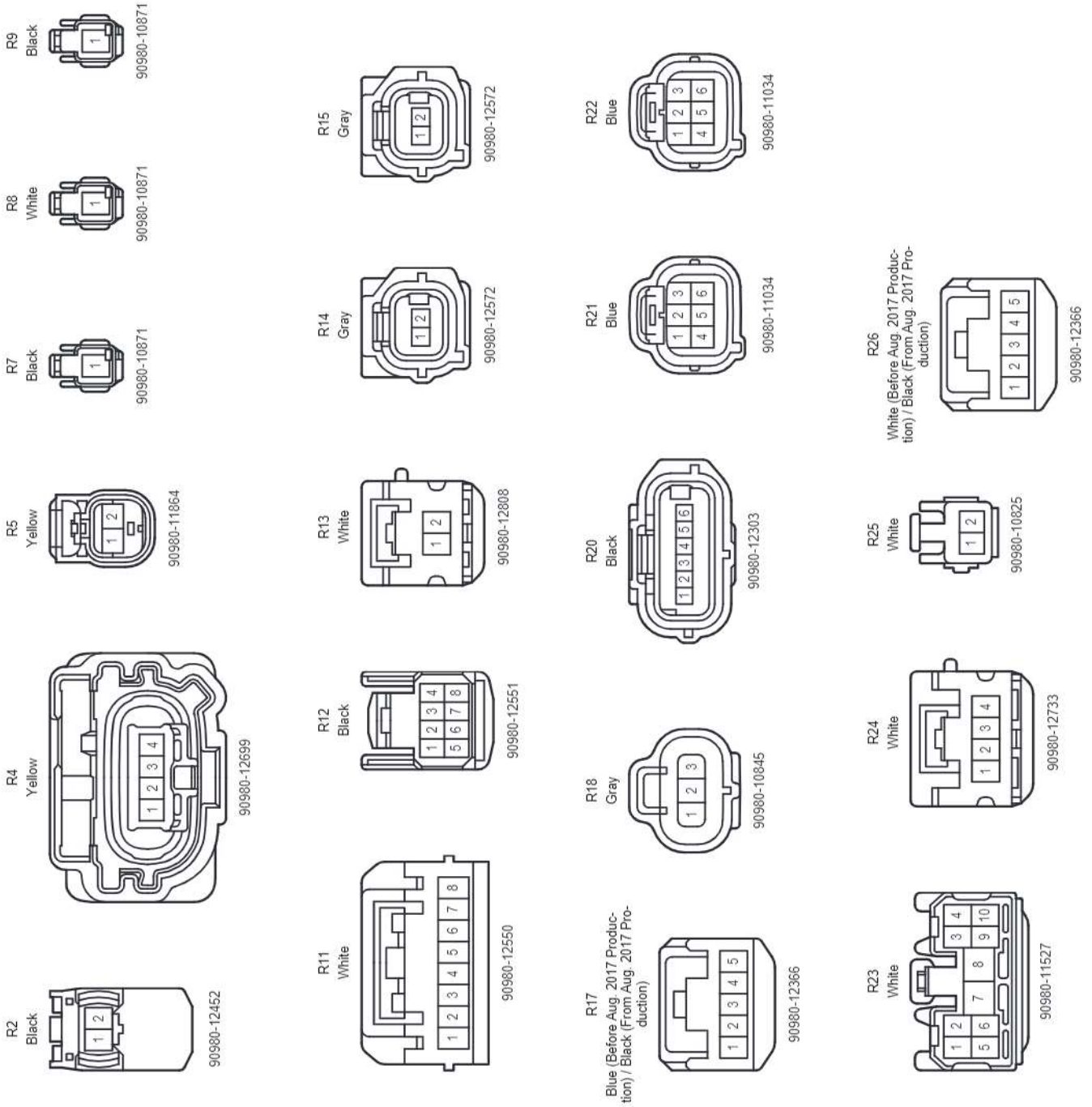
Position of Parts in Body (LHD 5-Door) (From Aug. 2017 Production)

Q44
Black



- R 2 Front Seat Outer Belt Assembly LH
- R 4 Rear Side Airbag Sensor Assembly LH
- R 5 Curtain Shield Airbag Assembly LH
- R 7 Front Door Courtesy Light Switch Assembly LH
- R 8 Rear Door Courtesy Light Switch Assembly LH
- R 9 Back Door Courtesy Light Switch Assembly
- R 11 Rear Power Seat Switch LH
- R 12 No. 2 Fold Seat Switch Assembly
- R 13 Rear Header Speaker Assembly LH
- R 14 No. 2 Indoor Electrical Key Antenna Assembly
- R 15 No. 3 Indoor Electrical Key Antenna Assembly
- R 17 Door Control Receiver
- R 18 Rear Acceleration Sensor Assembly
- R 20 Stabilizer Control with Accumulator Housing Assembly
- R 21 Rear Combination Light Assembly RH
- R 22 Rear Combination Light Assembly LH
- R 23 Trailer Socket
- R 24 No. 1 Speaker with Box Assembly
- R 25 Glass Breakage Sensor LH (Quarter Glass LH)
- R 26 Door Control Receiver
- R 27 Junction Connector
- R 28 Junction Connector
- R 29 Junction Connector
- R 30 Junction Connector
- R 31 Junction Connector
- R 41 Tire Pressure Warning ECU and Receiver
- R 42 Blind Spot Monitor Sensor LH
- R 43 Blind Spot Monitor Sensor RH
- R 44 Rear Cross Traffic Alert Buzzer (Blind Spot Monitor Buzzer)
- R 50 Outside Luggage Electrical Key Antenna

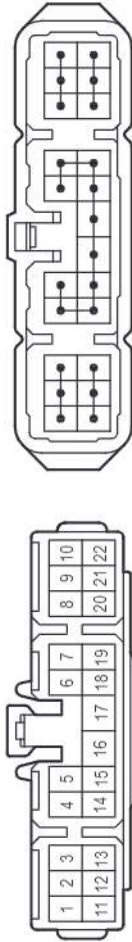
Position of Parts in Body (LHD 5-Door) (From Aug. 2017 Production)



cardiagn.com

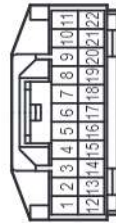
Position of Parts in Body (LHD 5-Door) (From Aug. 2017 Production)

R28
White



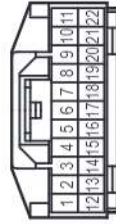
90980-10875

R29
Blue



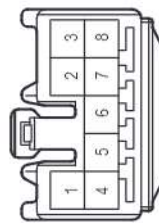
90980-11915

R30
Blue



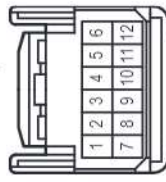
90980-11915

R31
White



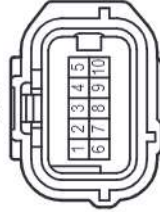
90980-11686

R41
Black (Before Aug. 2017 Production) / White (From Aug. 2017 Production)



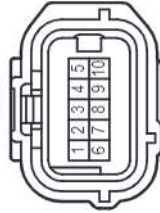
90980-12552

R42
Black



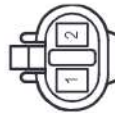
90980-12380

R43
Black



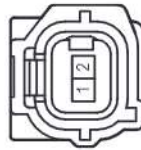
90980-12380

R44
Black



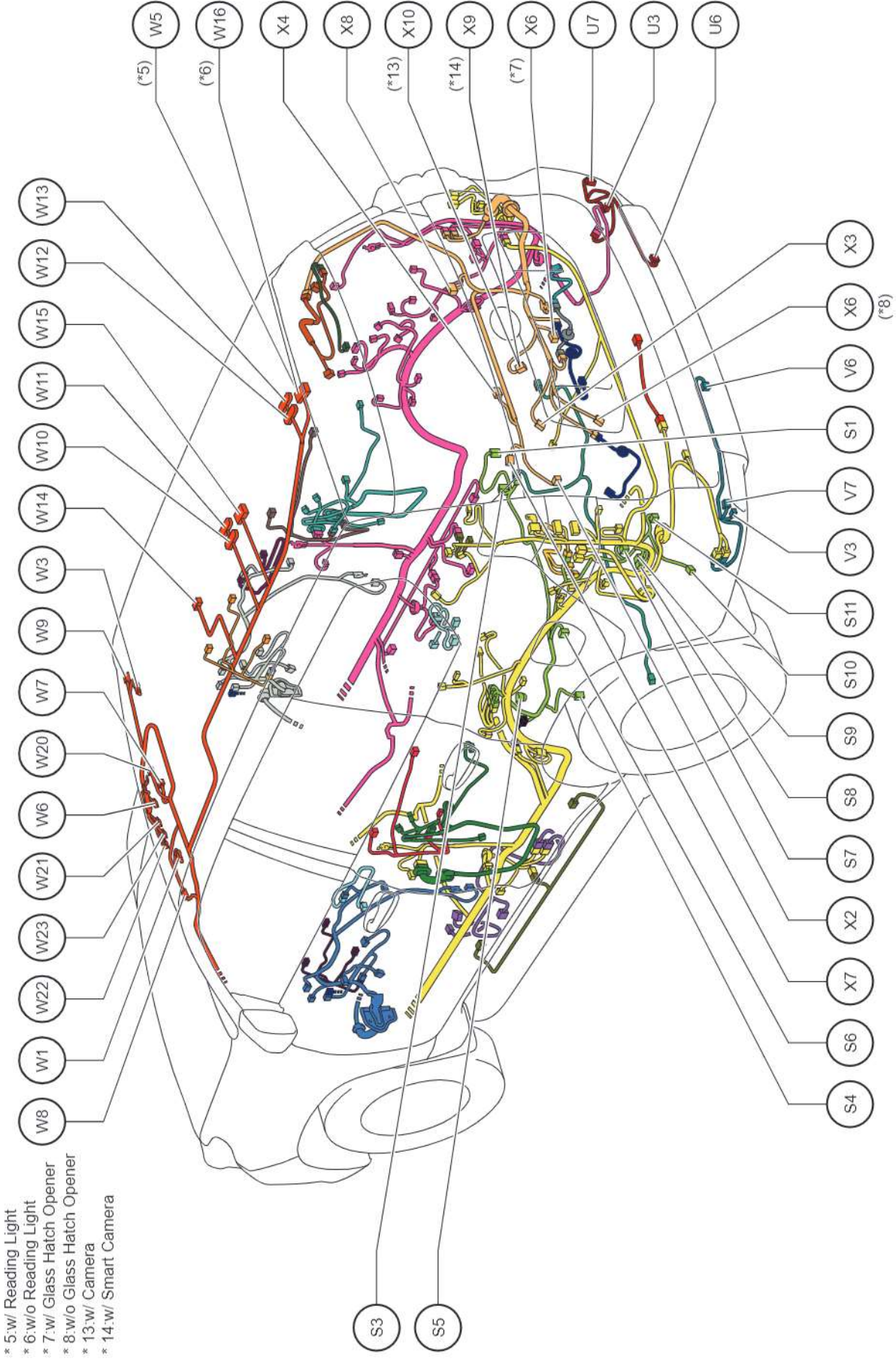
90980-11142

R50
Black



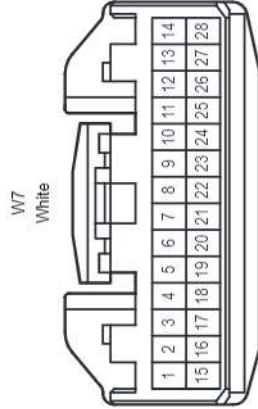
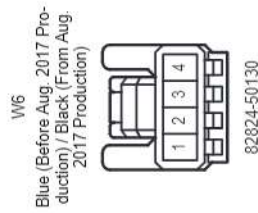
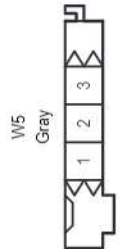
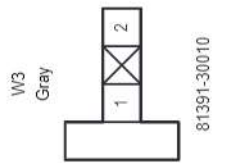
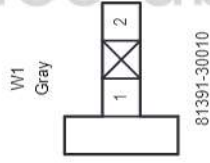
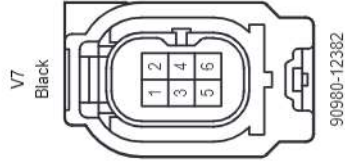
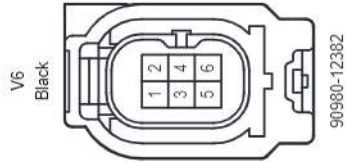
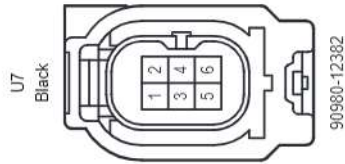
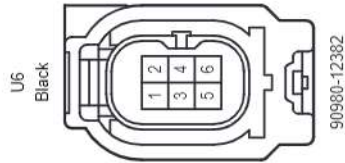
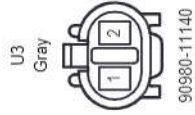
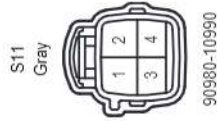
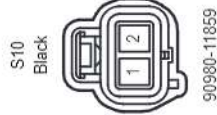
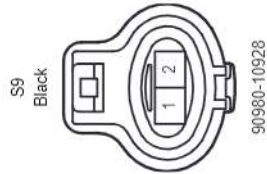
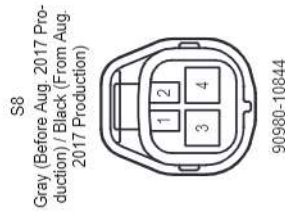

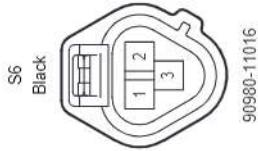
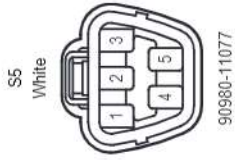
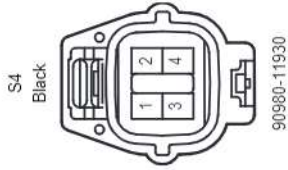
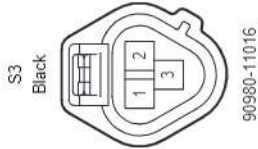
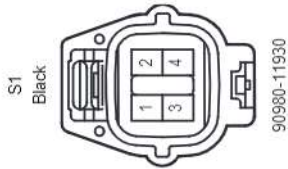
90980-12416

Position of Parts in Body (LHD 5-Door) (From Aug. 2017 Production)

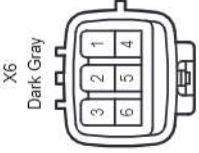
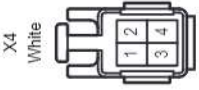
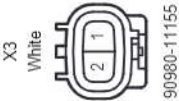
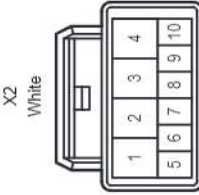
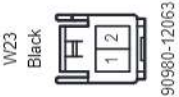
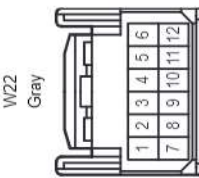
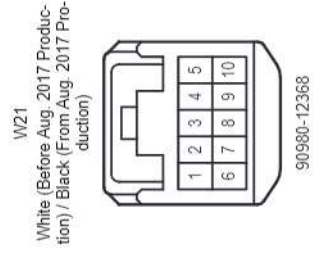
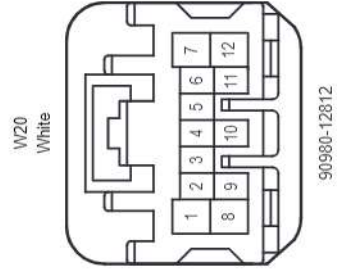
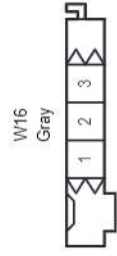
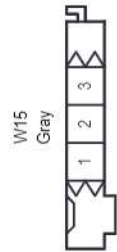
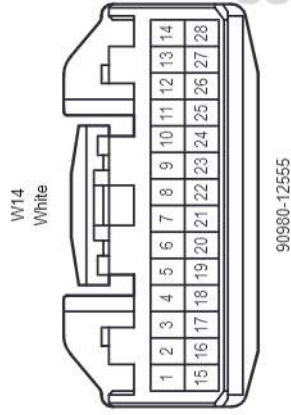
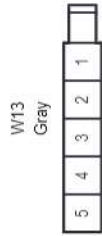
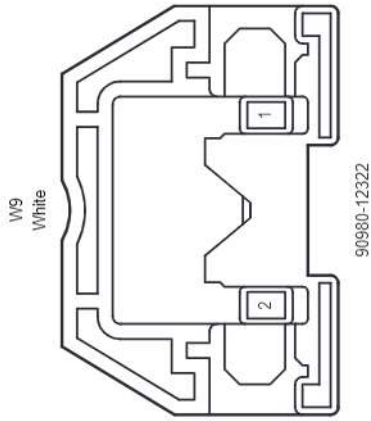
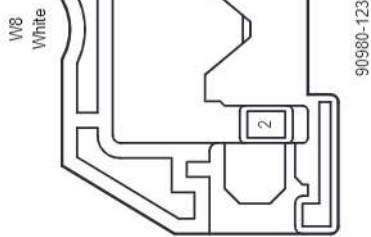


S	1	Rear Shock Absorber Assembly RH
S	3	Rear Height Control Sensor Sub-Assembly RH
S	4	Rear Shock Absorber Assembly LH
S	5	Fuel Sender Gauge Assembly
S	6	Rear Height Control Sensor Sub-Assembly LH
S	7	Height Control Valve
S	8	Fuel Pump Control ECU Assembly
S	9	Fuel Pump Control ECU Assembly
S	10	Height Control Exhaust Valve (Height Control Compressor)
S	11	Height Control Compressor Motor (Height Control Compressor Assembly)
U	3	Rear Fog Light Assembly RH
U	6	Rear No. 1 Ultrasonic Sensor Center RH
U	7	Rear No. 1 Ultrasonic Sensor RH
V	3	Rear Fog Light Assembly LH
V	6	Rear No. 1 Ultrasonic Sensor Center LH
V	7	Rear No. 1 Ultrasonic Sensor LH
W	1	Vanity Light Assembly LH
W	3	Vanity Light Assembly RH
W	5	No. 2 Room Light Assembly
W	6	Rain Sensor
W	7	Map Light Assembly
W	8	Visor Assembly LH
W	9	Visor Assembly RH
W	10	No. 1 Room Light Assembly LH
W	11	No. 1 Room Light Assembly RH
W	12	No. 2 Room Light Assembly LH
W	13	No. 2 Room Light Assembly RH
W	14	Television Display Assembly
W	15	No. 1 Room Light Assembly
W	16	No. 2 Room Light Assembly
W	20	Sliding Roof Control ECU
W	21	Inner Rear View Mirror Assembly
W	22	Forward Recognition Camera
W	23	Forward Recognition with Heater Hood Sub-Assembly
X	2	Back Door Lock Assembly
X	3	Glass Hatch Opener Switch Assembly
X	4	Back Window Lock Assembly
X	6	Luggage Electrical Key Switch

Position of Parts in Body (LHD 5-Door) (From Aug. 2017 Production)



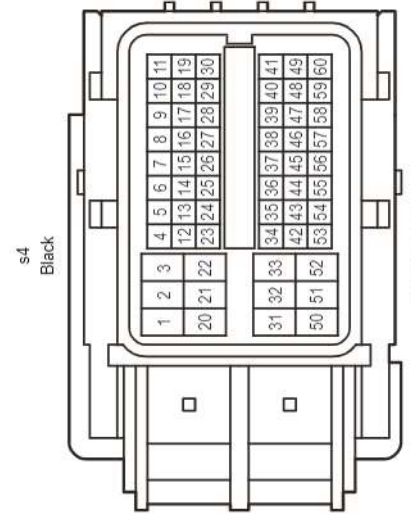
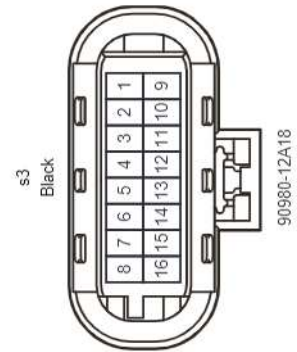
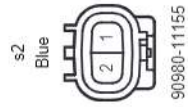
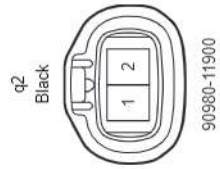
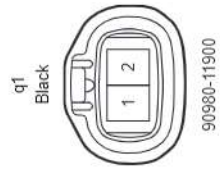
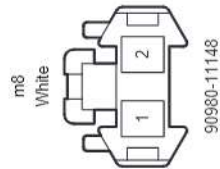
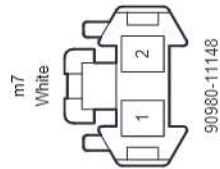
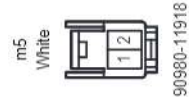
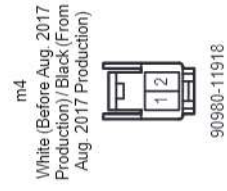
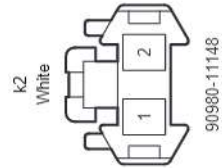

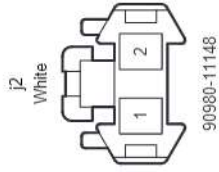
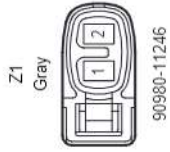
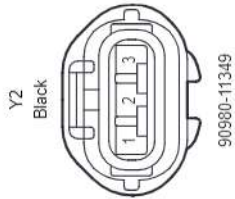
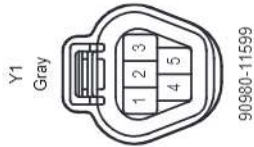
Position of Parts in Body (LHD 5-Door) (From Aug. 2017 Production)



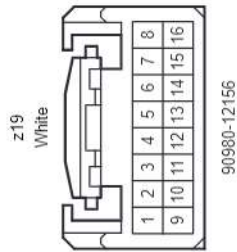
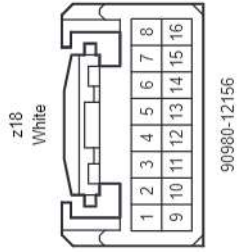

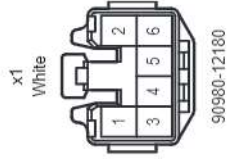
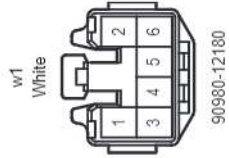
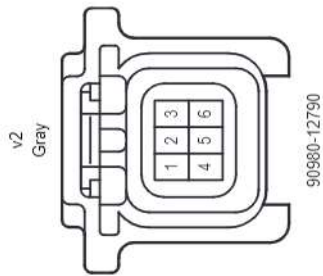
cardiagn.com

Y	1	Rear Wiper Motor Assembly
Y	2	Rear Window Defogger (Back Door Glass)
Z	1	Center Stop Light Assembly
j	1	Front Door Pocket Illumination RH
j	2	Front Door Trim Illumination RH
j	3	Front Door Inside Handle Illumination Light Assembly RH
k	1	Front Door Pocket Illumination LH
k	2	Front Door Trim Illumination LH
k	3	Front Door Inside Handle Illumination Light Assembly LH
m	4	Rear Door Pocket Illumination LH
m	5	Rear Door Inside Handle Illumination Light Assembly RH
m	6	Rear Door Inside Handle Illumination Light Assembly LH
m	7	Rear Door Trim Illumination RH
m	8	Rear Door Trim Illumination LH
q	1	Rear Speed Sensor RH
q	2	Rear Speed Sensor LH
s	2	Urea Tube with Heater ASSY
s	3	Urea Pump
s	4	Urea Pump Control ECU
s	5	No. 4 Exhaust Gas Temperature Sensor
s	6	Nitrogen Oxides Sensor
s	7	No. 4 Exhaust Gas Temperature Sensor
s	8	Particulate Matter Sensor
t	1	Fuel Sender Gauge Assembly (Sub)
v	2	Rear Television Camera Assembly
w	1	Rear Seat Heater Assembly RH
x	1	Rear Seat Heater Assembly LH
z	9	License Plate Light Assembly
z	18	Outer Rear View Mirror Assembly LH , Outer Mirror Control ECU Assembly LH
z	19	Outer Rear View Mirror Assembly RH , Outer Mirror Control ECU Assembly RH

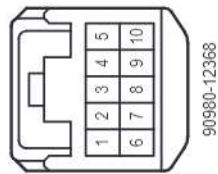
Position of Parts in Body (LHD 5-Door) (From Aug. 2017 Production)



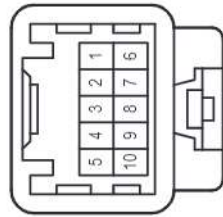
Position of Parts in Body (LHD 5-Door) (From Aug. 2017 Production)



J11
White

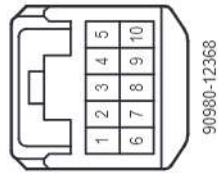


90980-12368

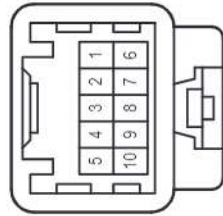


90980-12367

Kk1
White

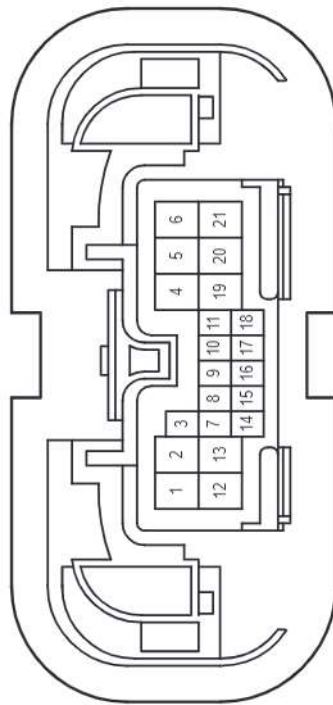


90980-12368

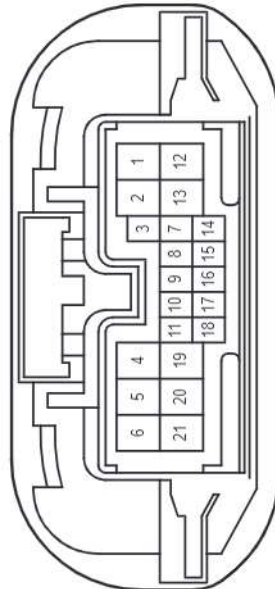


90980-12367

LQ1
White

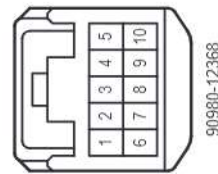


90980-12671

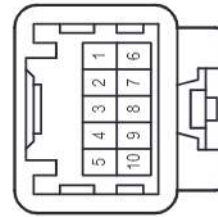


90980-12670

Lm1
White

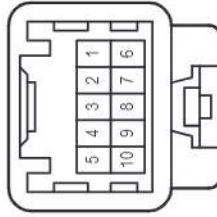
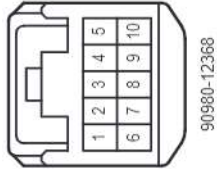


90980-12368

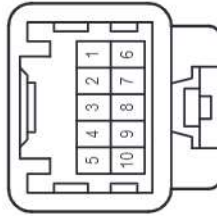
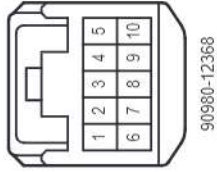


90980-12367

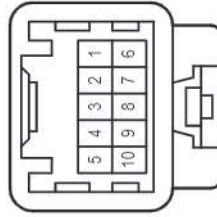
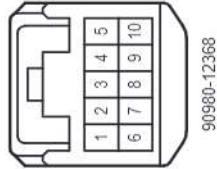
[M/m1]
White



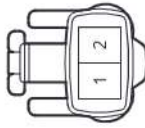
[NJ1]
White



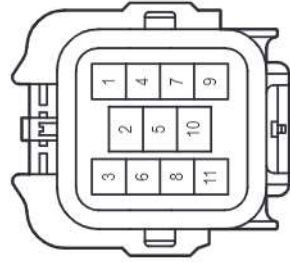
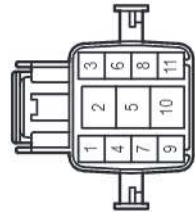
[OK1]
White



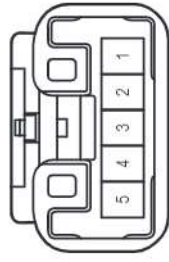
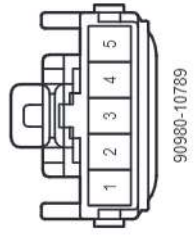
[QP1]
Gray



[Qs1]
Black



[Qw1]
White

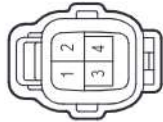


[RP1]
Gray

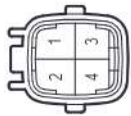
[RQ1]
White

Wire and Wire in Body (LHD 5-Door) (From Aug. 2017 Production)

RV1
White

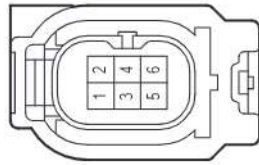


90980-10869

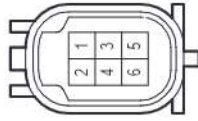


90980-10868

RV2
White

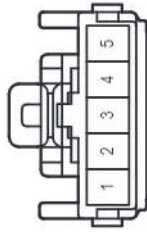


90980-12382

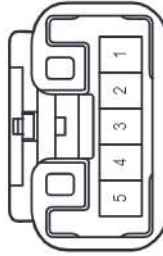


90980-12381

Rx1
White

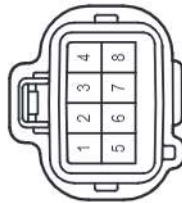


90980-10789

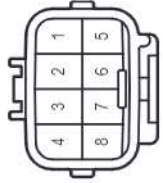


90980-11085

SE1
Gray

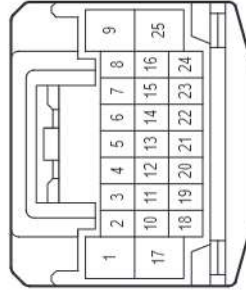


90980-10897

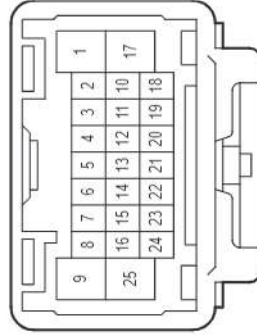


90980-10896

SR1
White

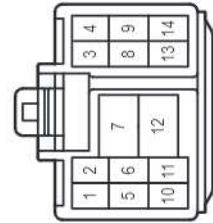


90980-12414

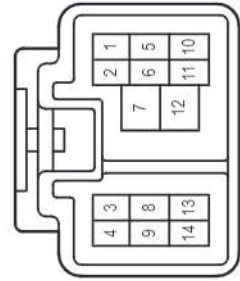


90980-12413

SR2
White

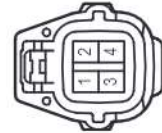


90980-10813

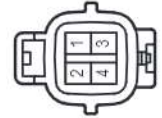


90980-10812

SR3
White

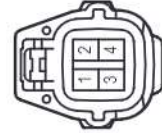


90980-10942

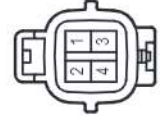


90980-10941

Sq1
White



90980-10942

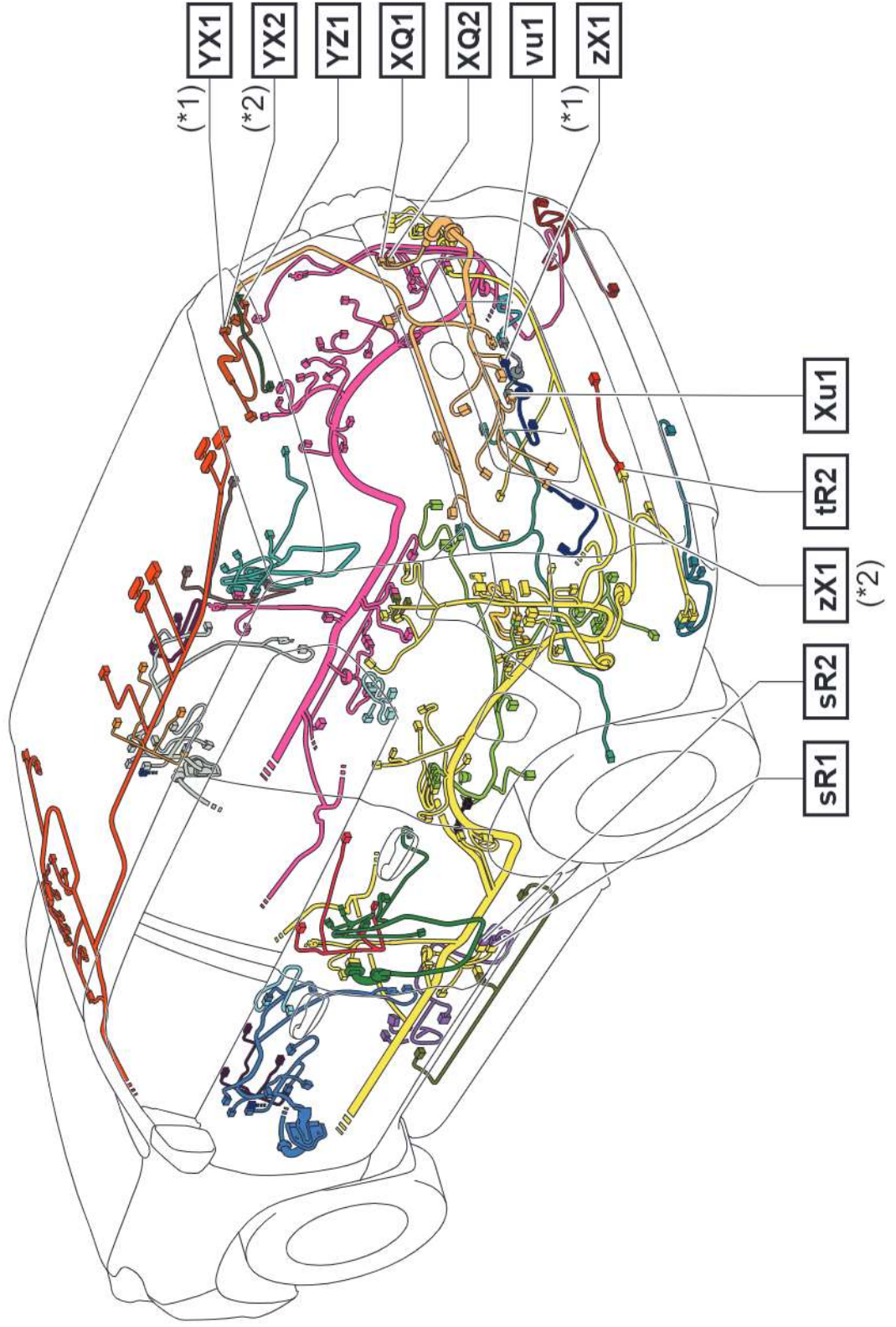


90980-10941

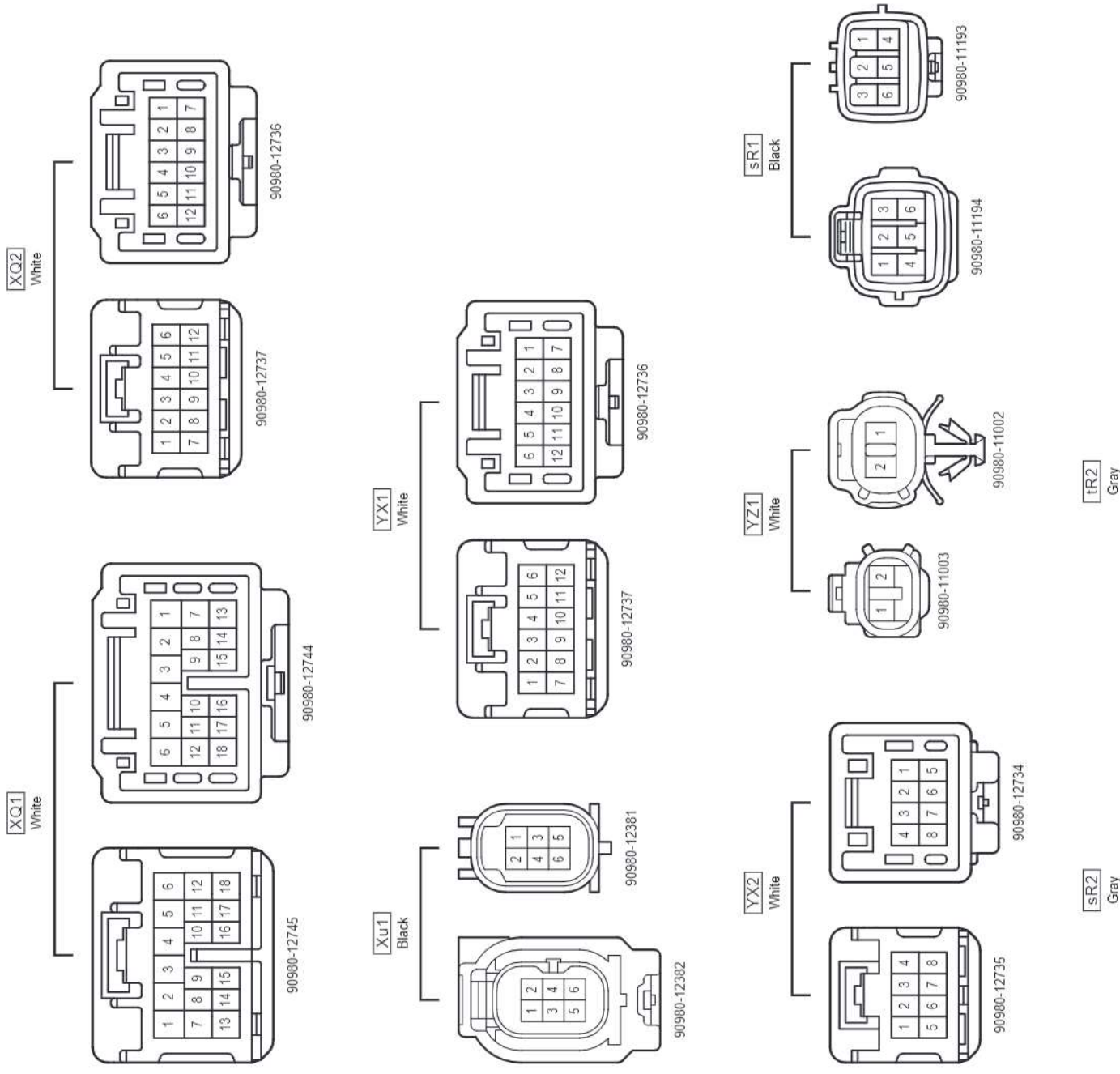
cardiagn.com

UQ1
Gray

- * 1:w/ Glass Hatch Opener
- * 2:w/o Glass Hatch Opener



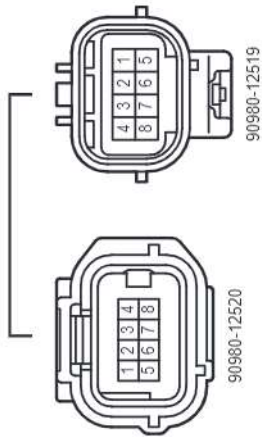
Wire and Wire in Body (LHD 5-Door) (From Aug. 2017 Production)



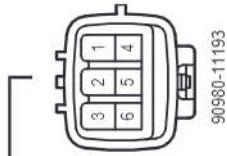
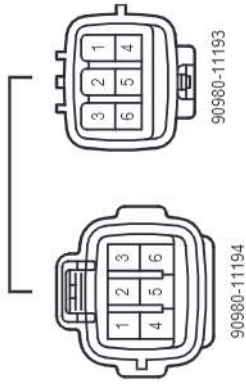
cardiagn.com

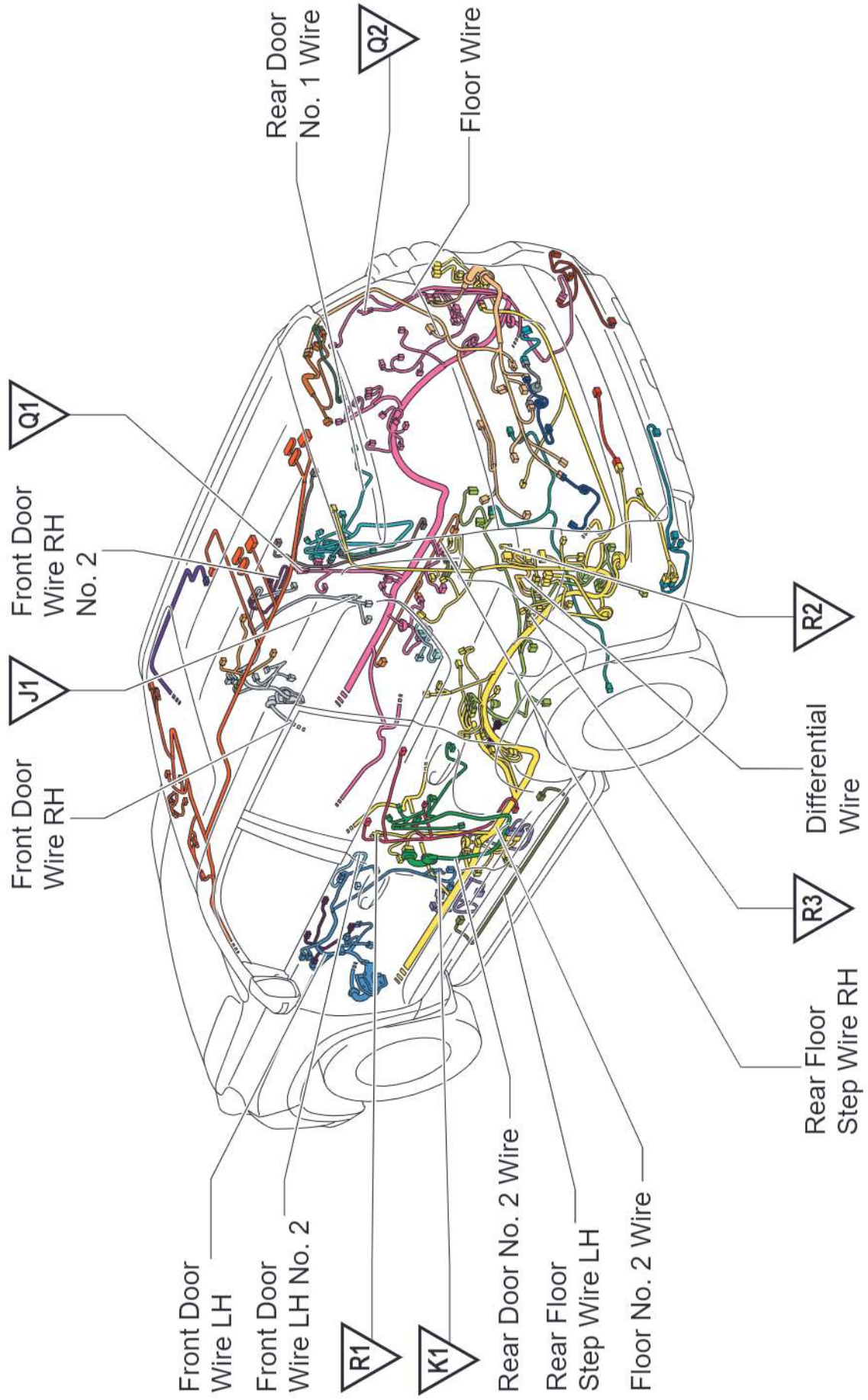
Wire and Wire in Body (LHD 5-Door) (From Aug. 2017 Production)

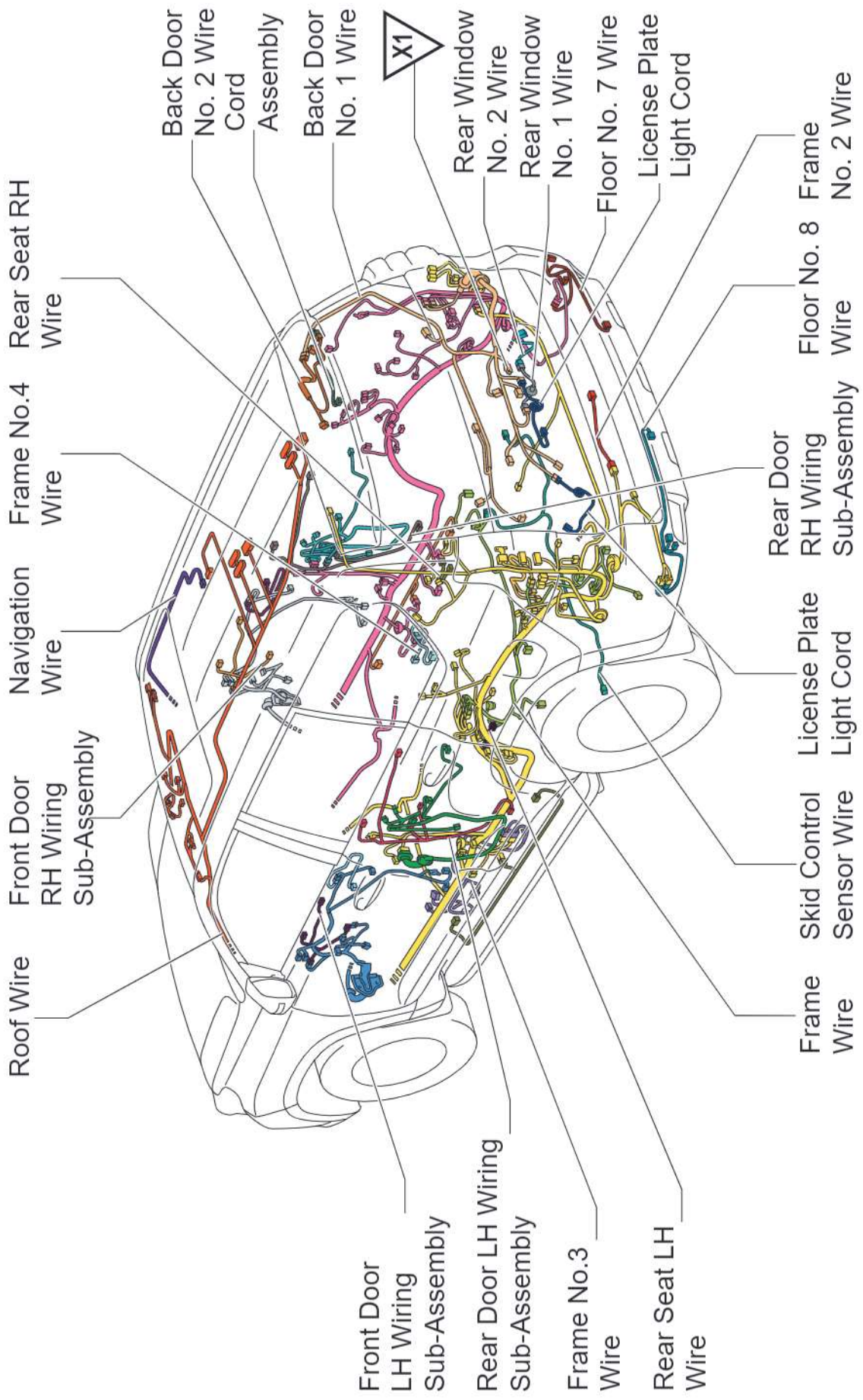
VU1
Black



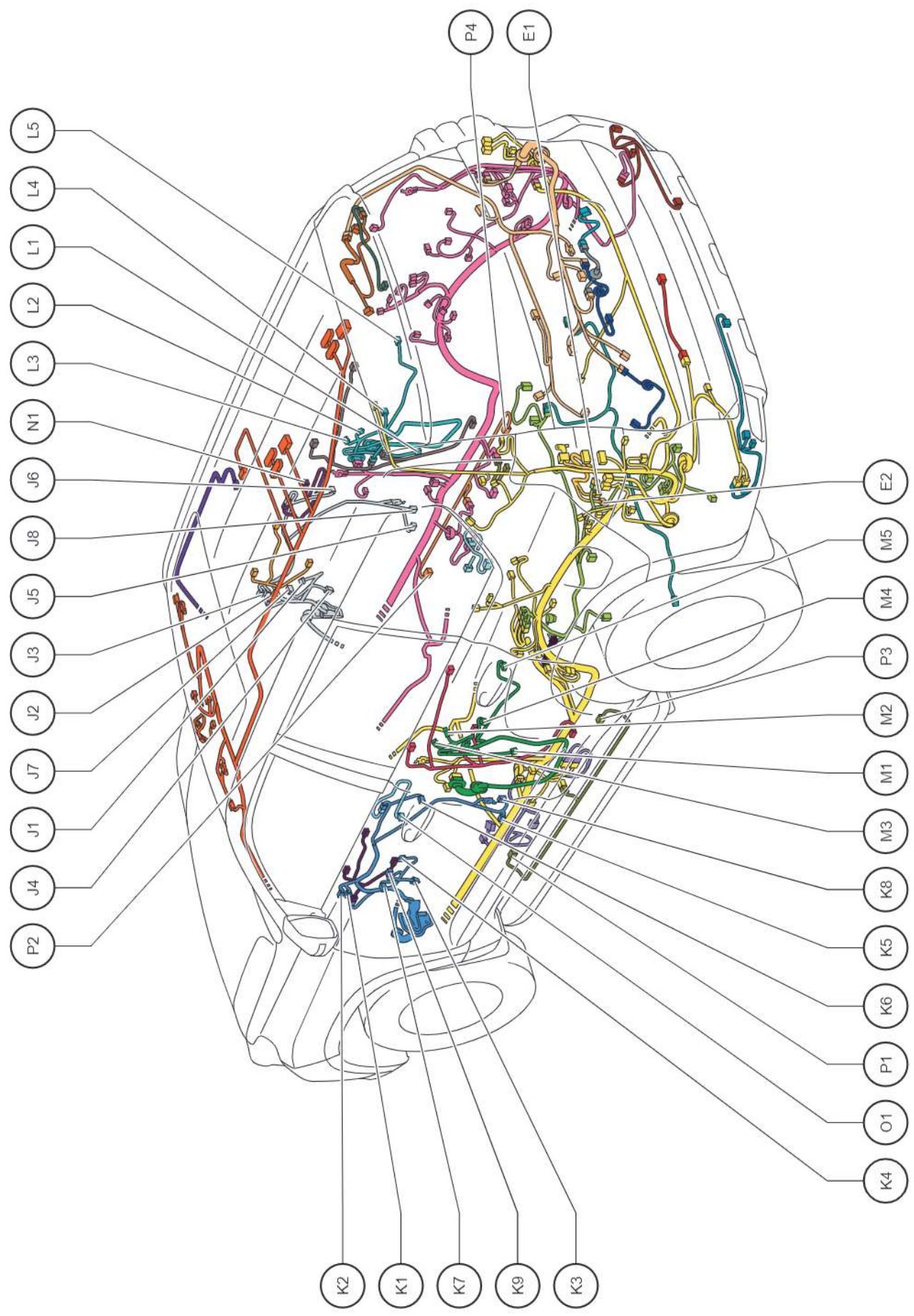
ZX1
Dark Gray





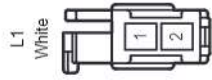
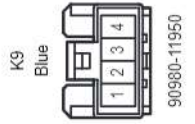
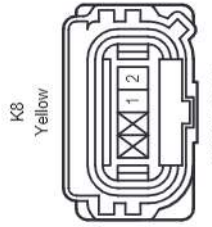
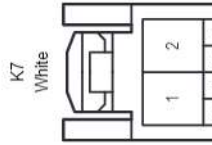
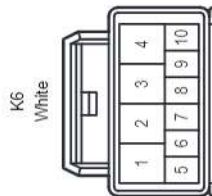
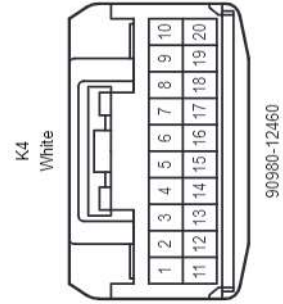
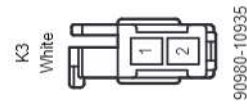
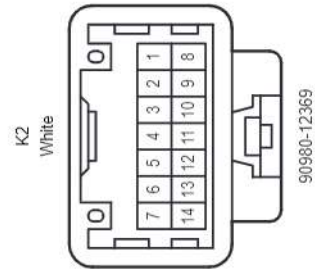
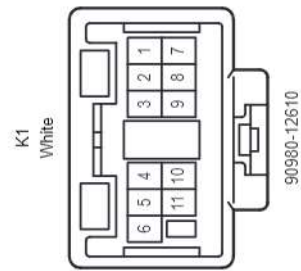
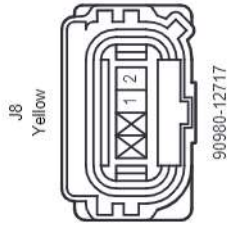
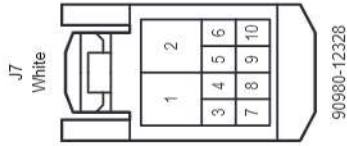
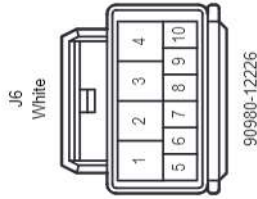
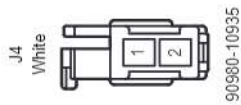
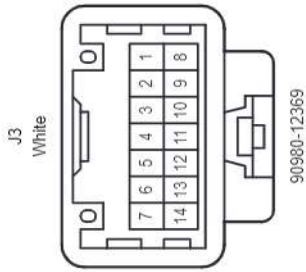
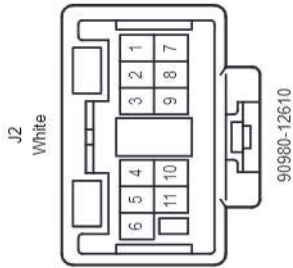
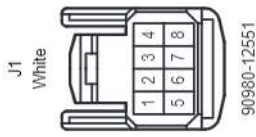
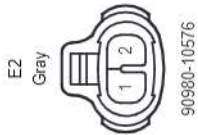
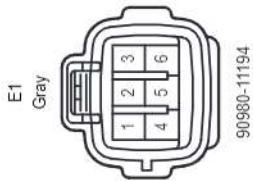


Position of Parts in Body (LHD 5-Door) (Before Aug. 2017 Production)



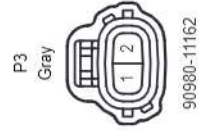
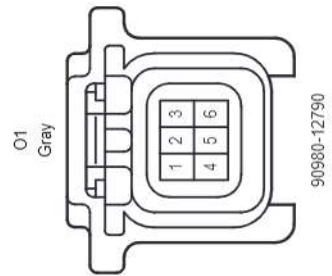
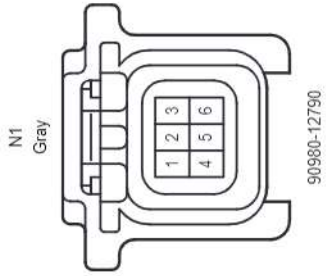
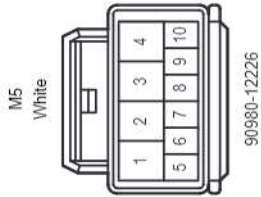
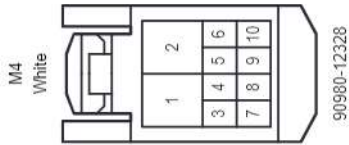
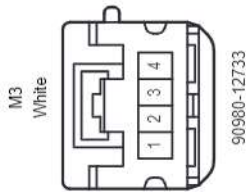
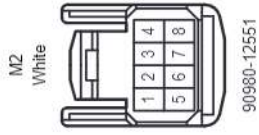
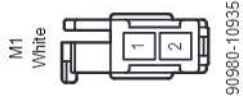
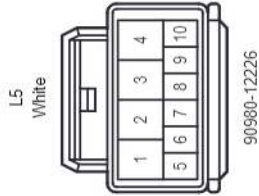
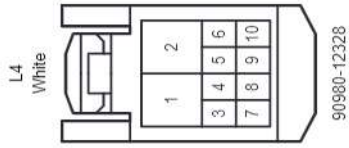
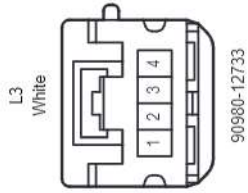
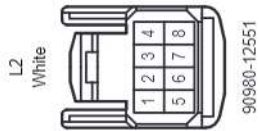
E	1	Differential Lock Shift Actuator
E	2	No. 1 Transfer Indicator Switch
J	1	Front Power Window Regulator Switch Assembly RH
J	2	Outer Rear View Mirror Assembly RH
J	3	Outer Rear View Mirror Assembly RH
J	4	Front No. 2 Speaker Assembly RH
J	5	Front Door Courtesy Light Assembly RH
J	6	Front Door with Motor Lock Assembly RH
J	7	Front Power Window Regulator Motor Assembly RH
J	8	Side Airbag Sensor Assembly RH
K	1	Outer Rear View Mirror Assembly LH
K	2	Outer Rear View Mirror Assembly LH
K	3	Front No. 2 Speaker Assembly LH
K	4	Multiplex Network Master Switch Assembly
K	5	Front Door Courtesy Light Assembly LH
K	6	Front Door with Motor Lock Assembly LH
K	7	Front Power Window Regulator Motor Assembly LH
K	8	Side Airbag Sensor Assembly LH
K	9	Seat Memory Switch
L	1	Rear Speaker Set RH
L	2	Rear Power Window Regulator Switch Assembly RH
L	3	Rear No. 2 Speaker Assembly RH
L	4	Rear Power Window Regulator Motor Assembly RH
L	5	Rear Door Lock Assembly RH
M	1	Rear Speaker Set LH
M	2	Rear Power Window Regulator Switch Assembly LH
M	3	Rear No. 2 Speaker Assembly LH
M	4	Rear Power Window Regulator Motor Assembly LH
M	5	Rear Door Lock Assembly LH
N	1	Electrical Key Antenna RH
O	1	Electrical Key Antenna LH
P	1	Front Side Step Light LH
P	2	Front Side Step Light RH
P	3	Rear Side Step Light LH
P	4	Rear Side Step Light RH

Position of Parts in Body (LHD 5-Door) (Before Aug. 2017 Production)



cardiagn.com

Position of Parts in Body (LHD 5-Door) (Before Aug. 2017 Production)

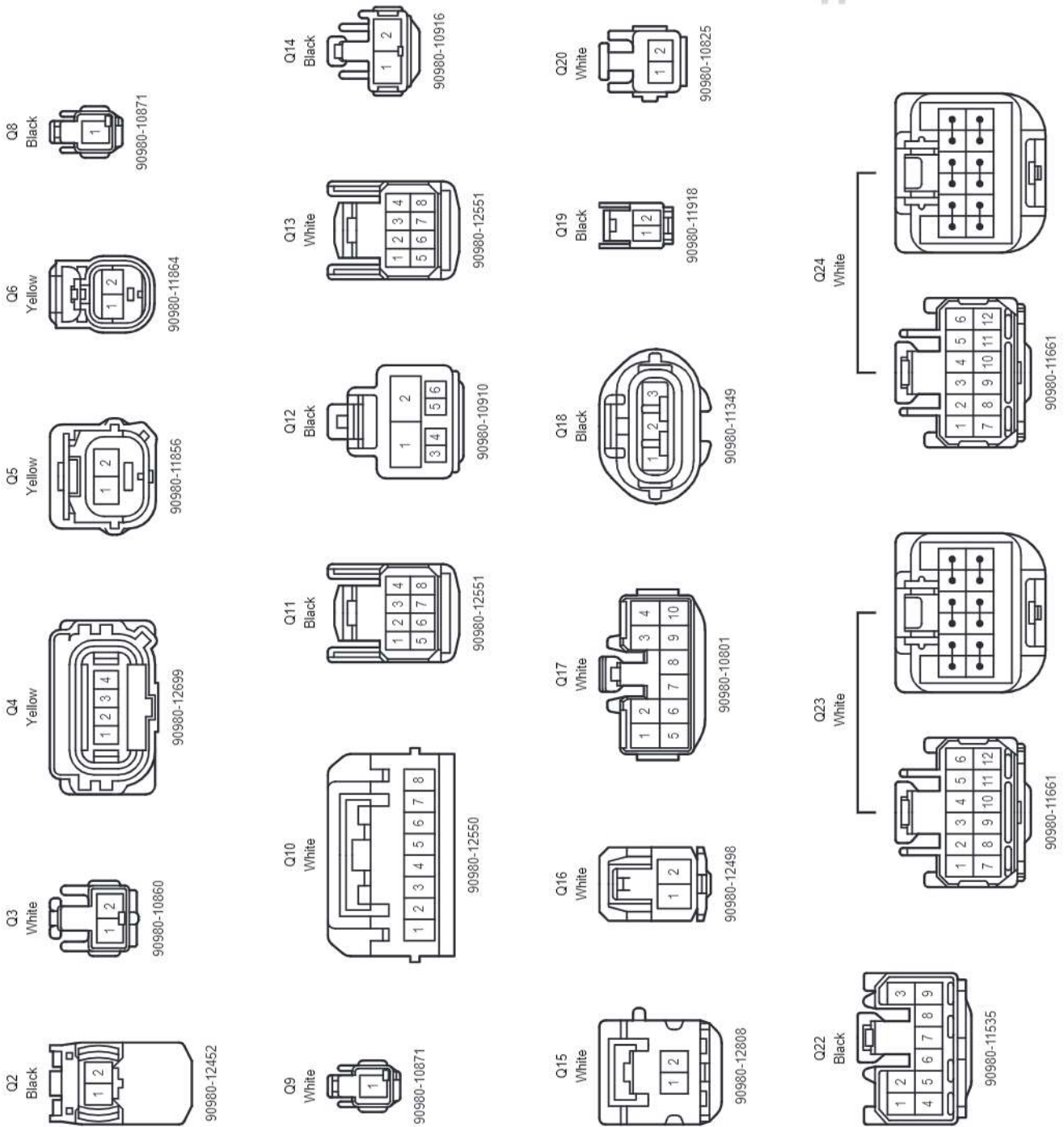


- Q 2 Front Seat Outer Belt Assembly RH
- Q 3 Front Seat Outer Belt Assembly RH
- Q 4 Rear Side Airbag Sensor Assembly RH
- Q 5 Rear Floor Side Airbag Sensor
- Q 6 Curtain Shield Airbag Assembly RH
- Q 8 Front Door Courtesy Light Switch Assembly RH
- Q 9 Rear Door Courtesy Light Switch Assembly RH
- Q 10 Rear Power Seat Switch RH
- Q 11 No. 1 Fold Seat Switch Assembly
- Q 12 Rear Blower with Fan Motor Sub-Assembly
- Q 13 Rear A/C Blower Assembly
- Q 14 Rear Blower with Fan Motor Sub-Assembly
- Q 15 Rear Header Speaker Assembly RH
- Q 16 Rear Power Point Socket Assembly
- Q 17 Voltage Inverter Assembly
- Q 18 Theft Warning Siren Assembly
- Q 19 Rear No. 1 Cooler Thermistor
- Q 20 Glass Breakage Sensor RH (Quarter Glass RH)
- Q 22 Power Outlet Socket
- Q 23 Junction Connector
- Q 24 Junction Connector
- Q 33 Theft Warning Siren Assembly
- Q 41 Junction Connector
- Q 42 Theft Warning Siren Assembly
- R 2 Front Seat Outer Belt Assembly LH
- R 3 Front Seat Outer Belt Assembly LH
- R 4 Rear Side Airbag Sensor Assembly LH
- R 5 Curtain Shield Airbag Assembly LH
- R 7 Front Door Courtesy Light Switch Assembly LH
- R 8 Rear Door Courtesy Light Switch Assembly LH
- R 9 Back Door Courtesy Light Switch Assembly
- R 11 Rear Power Seat Switch LH
- R 12 No. 2 Fold Seat Switch Assembly
- R 13 Rear Header Speaker Assembly LH
- R 14 No. 2 Indoor Electrical Key Antenna Assembly
- R 15 No. 3 Indoor Electrical Key Antenna Assembly
- R 16 Outside Luggage Electrical Key Antenna
- R 17 Door Control Receiver

Position of Parts in Body (LHD 5-Door) (Before Aug. 2017 Production)

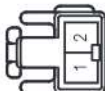
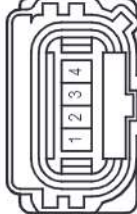
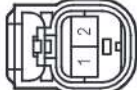



- R 42 Blind Spot Monitor Sensor LH
- R 43 Blind Spot Monitor Sensor RH
- R 44 Rear Cross Traffic Alert Buzzer (Blind Spot Monitor Buzzer)
- R 47 Junction Connector

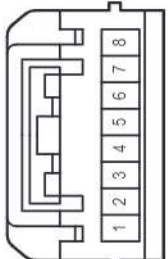
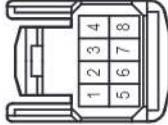
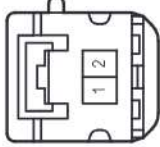
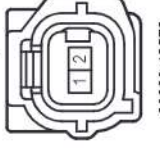
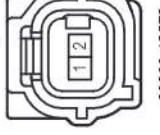
Position of Parts in Body (LHD 5-Door) (Before Aug. 2017 Production)

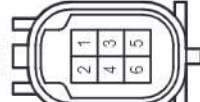
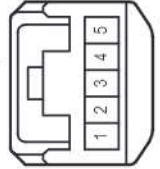

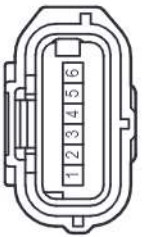




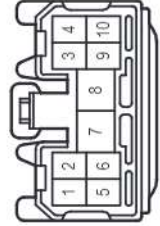
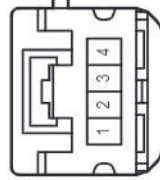
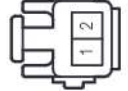
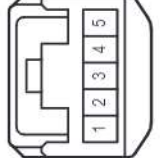
cardiagn.com

Position of Parts in Body (LHD 5-Door) (Before Aug. 2017 Production)

- R3 White 90980-10860 
- R4 Yellow 90980-12699 
- R5 Yellow 90980-11864 
- R7 Black 90980-10871 
- R8 White 90980-10871 
- R9 Black 90980-10871 

- R11 White 90980-12550 
- R12 Black 90980-12551 
- R13 White 90980-12808 
- R14 Gray 90980-12572 
- R15 Gray 90980-12572 

- R16 White 90980-12381 
- R17 Blue (Before Aug. 2017 Production) / Black (From Aug. 2017 Production) 90980-12366 
- R18 Gray 90980-10845 
- R20 Black 90980-12303 
- R21 Blue 90980-11034 

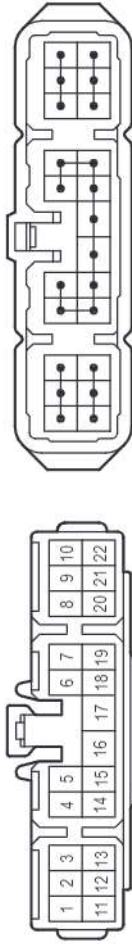
- R22 Blue 90980-11034 
- R23 White 90980-11527 
- R24 White 90980-12733 
- R25 White 90980-10825 
- R26 White (Before Aug. 2017 Production) / Black (From Aug. 2017 Production) 90980-12366 

cardiagn.com

R27
Dark Gray

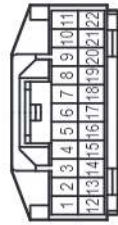
Position of Parts in Body (LHD 5-Door) (Before Aug. 2017 Production)

R28
White



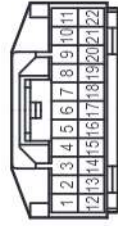
90980-10875

R29
Blue



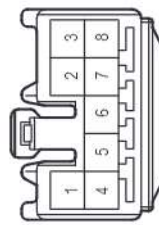
90980-11915

R30
Blue



90980-11915

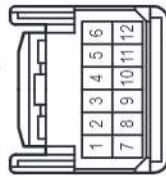
R31
White



90980-11686

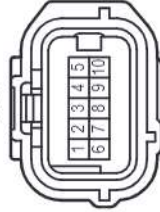
R41

Black (Before Aug. 2017 Production) / White (From Aug. 2017 Production)



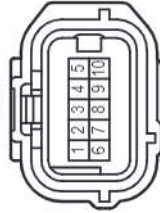
90980-12552

R42
Black



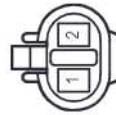
90980-12380

R43
Black



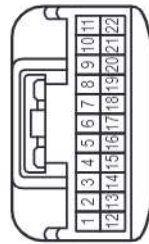
90980-12380

R44
Black

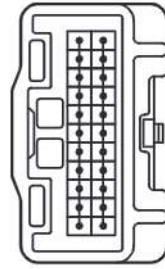


90980-11142

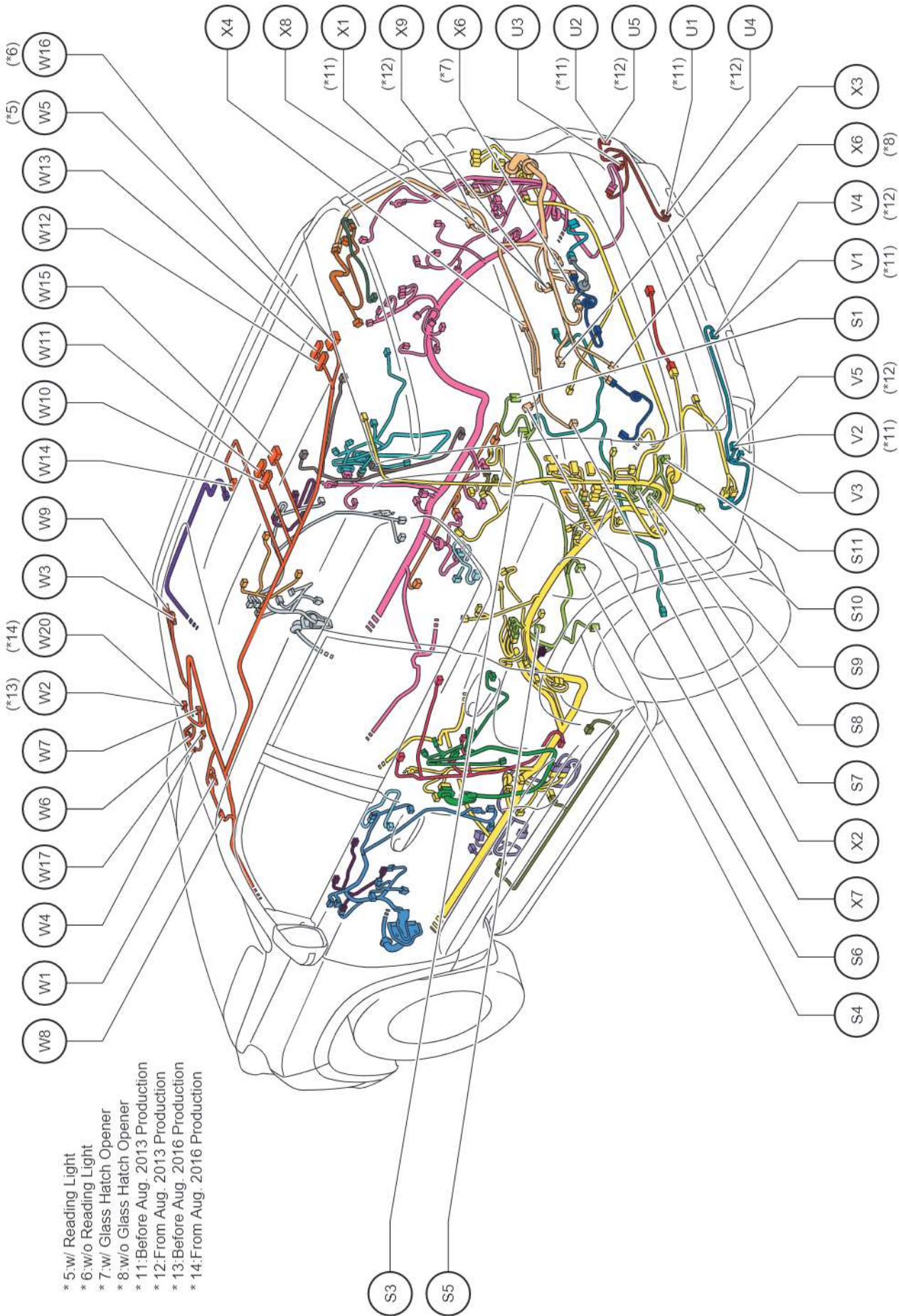
R47
Gray



90980-12372



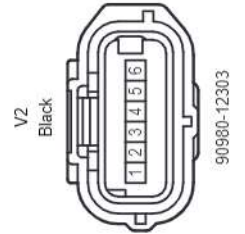
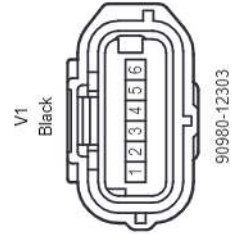
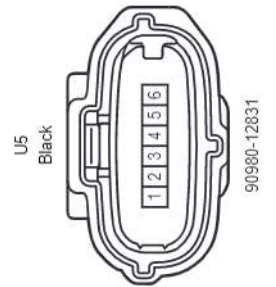
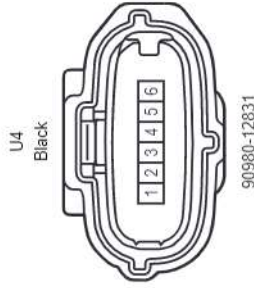
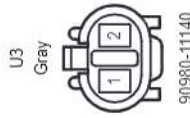
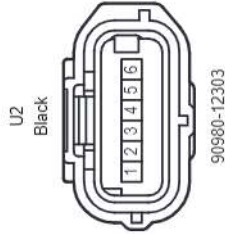
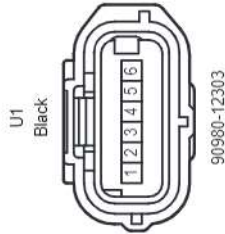
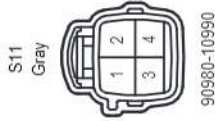
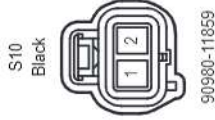
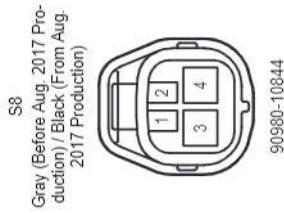

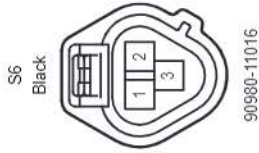
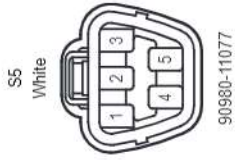
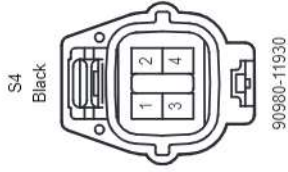
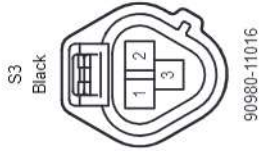
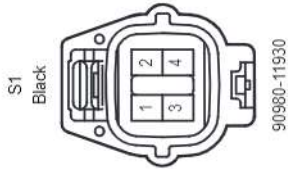
Position of Parts in Body (LHD 5-Door) (Before Aug. 2017 Production)



- * 5:w/ Reading Light
- * 6:w/o Reading Light
- * 7:w/ Glass Hatch Opener
- * 8:w/o Glass Hatch Opener
- * 11:Before Aug. 2013 Production
- * 12:From Aug. 2013 Production
- * 13:Before Aug. 2016 Production
- * 14:From Aug. 2016 Production

S	1	Rear Shock Absorber Assembly RH
S	3	Rear Height Control Sensor Sub-Assembly RH
S	4	Rear Shock Absorber Assembly LH
S	5	Fuel Sender Gauge Assembly
S	6	Rear Height Control Sensor Sub-Assembly LH
S	7	Height Control Valve
S	8	Fuel Pump Control ECU Assembly
S	9	Fuel Pump Control ECU Assembly
S	10	Height Control Exhaust Valve (Height Control Compressor)
S	11	Height Control Compressor Motor (Height Control Compressor Assembly)
U	1	Rear No. 1 Ultrasonic Sensor Center RH
U	2	Rear No. 1 Ultrasonic Sensor RH
U	3	Rear Fog Light Assembly RH
U	4	Rear No. 1 Ultrasonic Sensor Center RH
U	5	Rear No. 1 Ultrasonic Sensor RH
V	1	Rear No. 1 Ultrasonic Sensor Center LH
V	2	Rear No. 1 Ultrasonic Sensor LH
V	3	Rear Fog Light Assembly LH
V	4	Rear No. 1 Ultrasonic Sensor Center LH
V	5	Rear No. 1 Ultrasonic Sensor LH
W	1	Vanity Light Assembly LH
W	2	Sliding Roof Control ECU
W	3	Vanity Light Assembly RH
W	4	Inner Rear View Mirror Assembly
W	5	No. 2 Room Light Assembly
W	6	Rain Sensor
W	7	Map Light Assembly
W	8	Visor Assembly LH
W	9	Visor Assembly RH
W	10	No. 1 Room Light Assembly LH
W	11	No. 1 Room Light Assembly RH
W	12	No. 2 Room Light Assembly LH
W	13	No. 2 Room Light Assembly RH
W	14	Television Display Assembly
W	15	No. 1 Room Light Assembly
W	16	No. 2 Room Light Assembly
W	17	Inner Rear View Mirror Assembly
W	20	Sliding Roof Control ECU

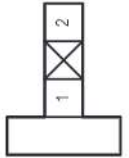
Position of Parts in Body (LHD 5-Door) (Before Aug. 2017 Production)



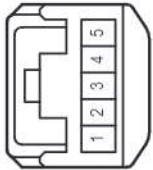
cardiagn.com

Position of Parts in Body (LHD 5-Door) (Before Aug. 2017 Production)

W3
Gray




W4
White



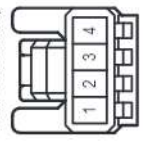
90980-12366

W5
Gray



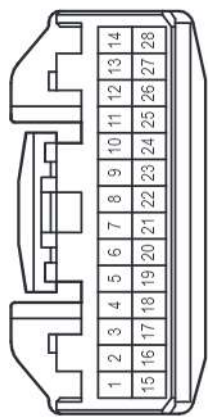
W6

Blue (Before Aug. 2017 Production) / Black (From Aug. 2017 Production)



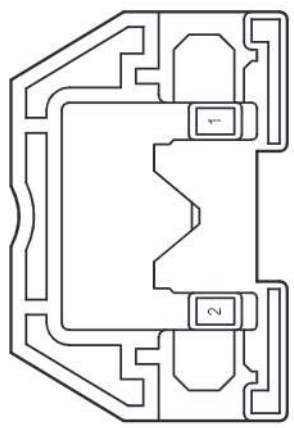
82824-50130

W7
White



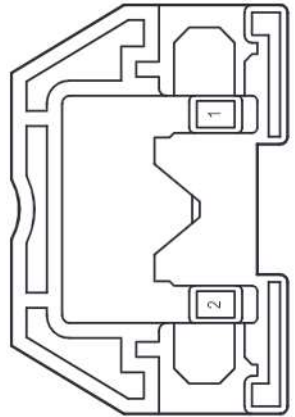
90980-12555

W8
White



90980-12322

W9
White



90980-12322

W10
Gray



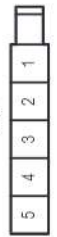
W11
Gray



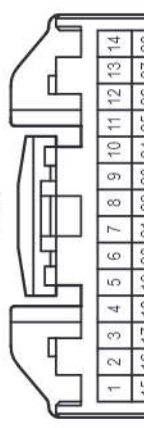
W12
Gray




W13
Gray



W14
White

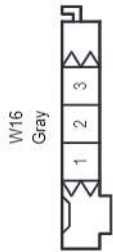


W15
Gray

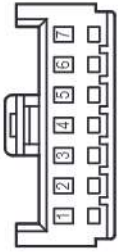


cardiagn.com

Position of Parts in Body (LHD 5-Door) (Before Aug. 2017 Production)

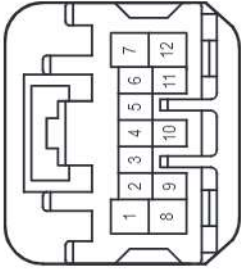


W16
Gray



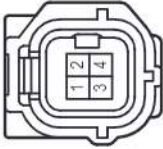
W17
Black

90980-11794



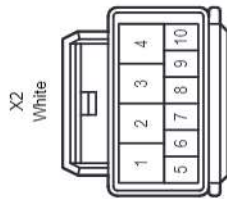
W20
White

90980-12812



X1
Black

90980-12495



X2
White

90980-12226



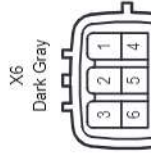
X3
White

90980-11155



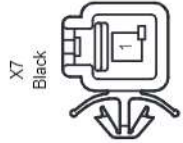
X4
White

90980-10795



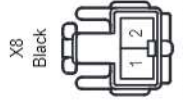
X6
Dark Gray

90980-11193



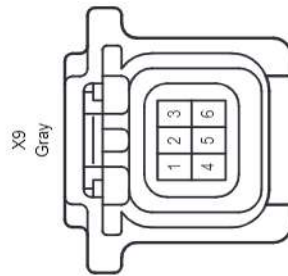
X7
Black

90980-11097



X8
Black

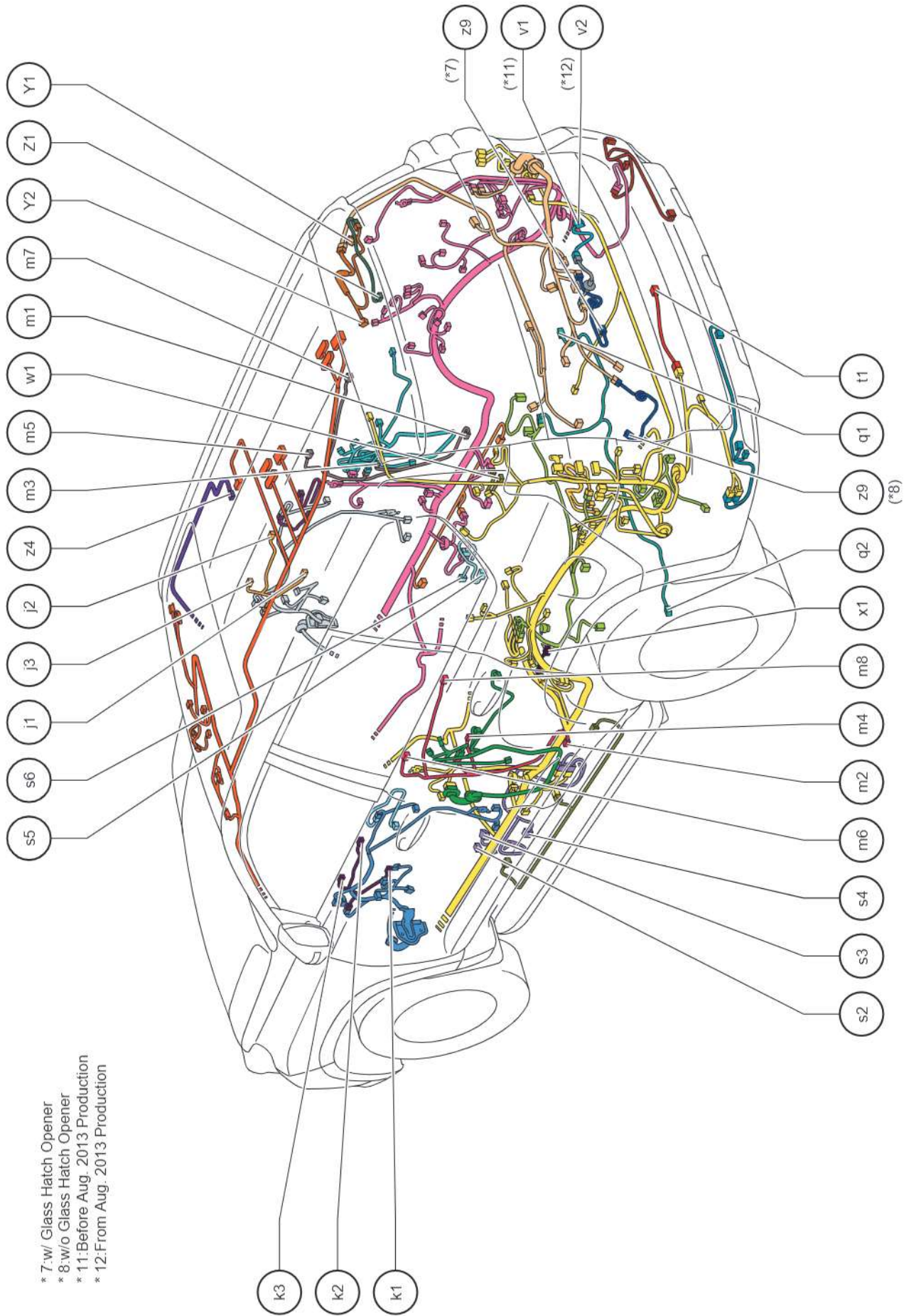
90980-10860



X9
Gray

90980-12790

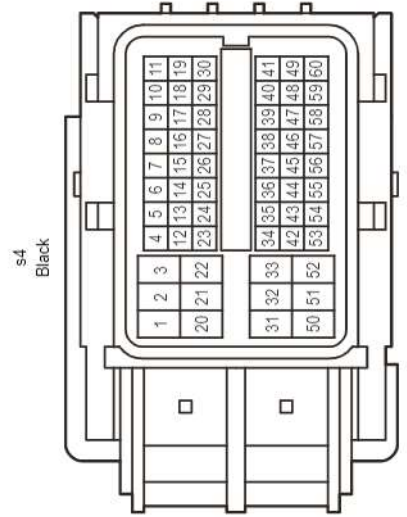
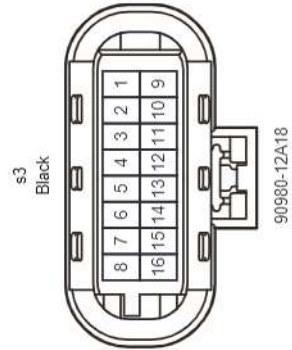
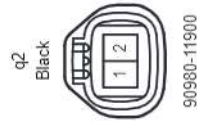
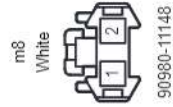
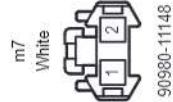
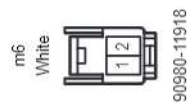
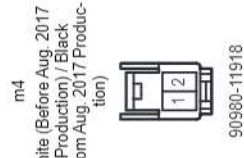
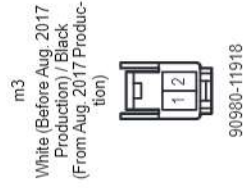
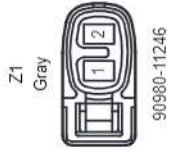
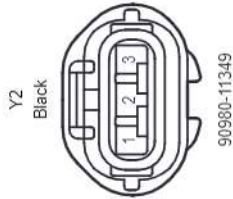
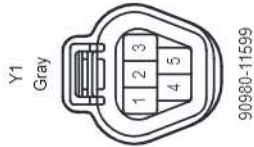
Position of Parts in Body (LHD 5-Door) (Before Aug. 2017 Production)



- * 7:w/ Glass Hatch Opener
- * 8:w/o Glass Hatch Opener
- * 11:Before Aug. 2013 Production
- * 12:From Aug. 2013 Production

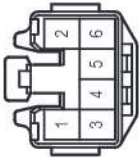
Y	1	Rear Wiper Motor Assembly
Y	2	Rear Window Defogger (Back Door Glass)
Z	1	Center Stop Light Assembly
j	1	Front Door Pocket Illumination RH
j	2	Front Door Trim Illumination RH
j	3	Front Door Inside Handle Illumination Light Assembly RH
k	1	Front Door Pocket Illumination LH
k	2	Front Door Trim Illumination LH
k	3	Front Door Inside Handle Illumination Light Assembly LH
m	1	Rear Door Courtesy Light Assembly RH
m	2	Rear Door Courtesy Light Assembly LH
m	3	Rear Door Pocket Illumination RH
m	4	Rear Door Pocket Illumination LH
m	5	Rear Door Inside Handle Illumination Light Assembly RH
m	6	Rear Door Inside Handle Illumination Light Assembly LH
m	7	Rear Door Trim Illumination RH
m	8	Rear Door Trim Illumination LH
q	1	Rear Speed Sensor RH
q	2	Rear Speed Sensor LH
s	2	Urea Tube with Heater ASSY
s	3	Urea Pump
s	4	Urea Pump Control ECU
s	5	No. 4 Exhaust Gas Temperature Sensor
s	6	Nitrogen Oxides Sensor
t	1	Fuel Sender Gauge Assembly (Sub)
v	1	Rear Television Camera Assembly
v	2	Rear Television Camera Assembly
w	1	Rear Seat Heater Assembly RH
x	1	Rear Seat Heater Assembly LH
z	4	Television Display Assembly
z	9	License Plate Light Assembly

Position of Parts in Body (LHD 5-Door) (Before Aug. 2017 Production)



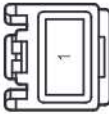
Position of Parts in Body (LHD 5-Door) (Before Aug. 2017 Production)

x1
White



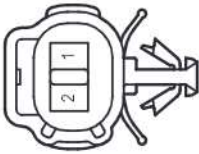
90980-12180

z4
Blue

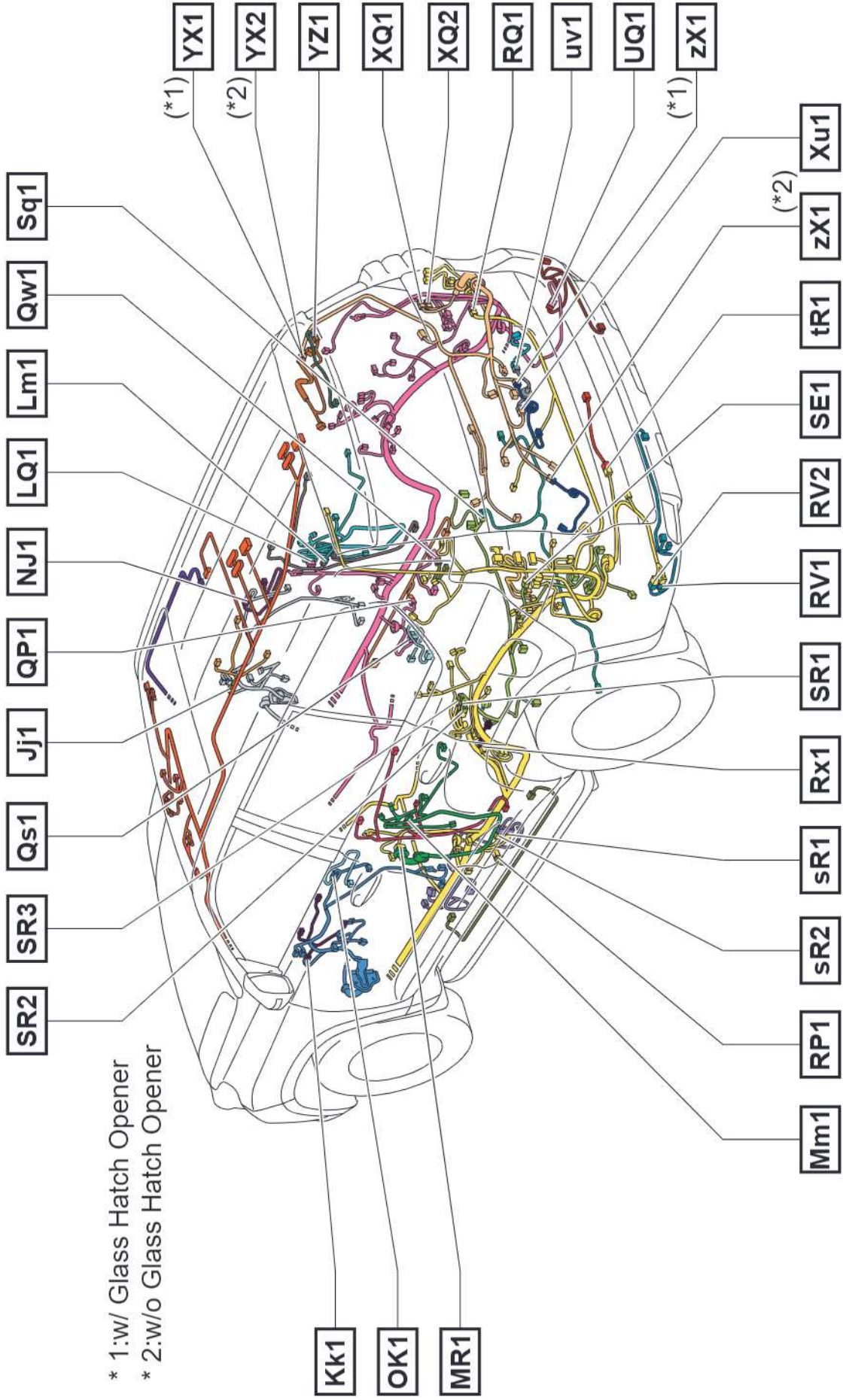


90980-12593

z9
White



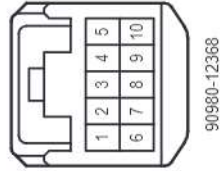
90980-11002



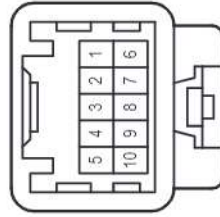
* 1:w/ Glass Hatch Opener
 * 2:w/o Glass Hatch Opener

Wire and Wire in Body (LHD 5-Door) (Before Aug. 2017 Production)

[J1] White

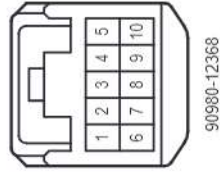


90980-12368

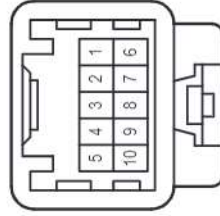


90980-12367

[Kk1] White

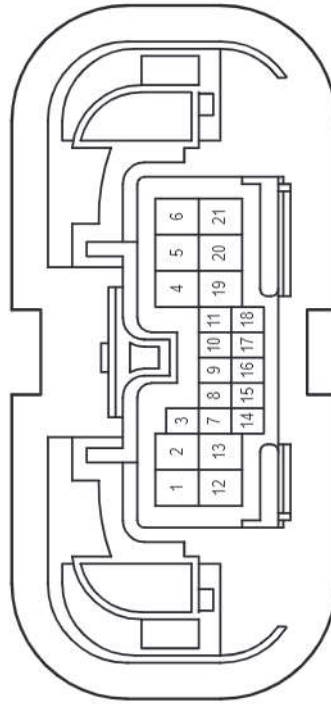


90980-12368

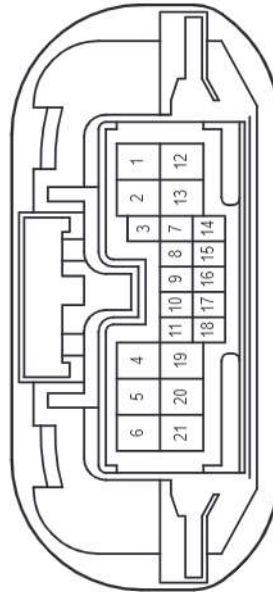


90980-12367

[LQ1] White

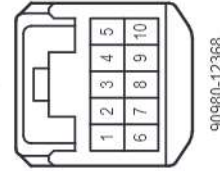


90980-12671

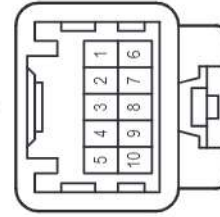


90980-12670

[Lm1] White

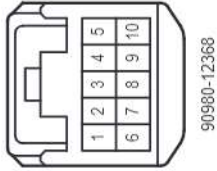


90980-12368

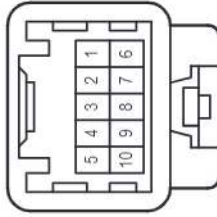


90980-12367

[M/m1]
White

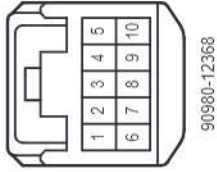


90980-12368

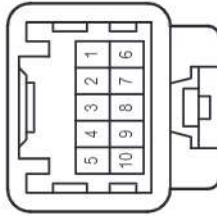


90980-12367

[N/J1]
White

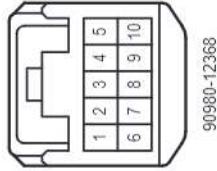


90980-12368

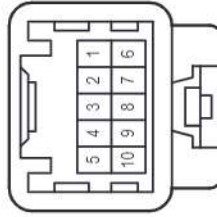


90980-12367

[OK1]
White

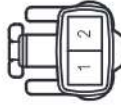


90980-12368



90980-12367

[QP1]
Gray

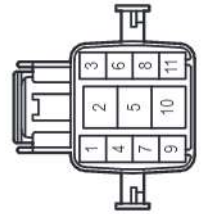


90980-11075

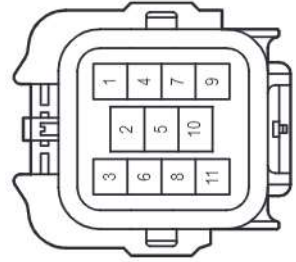


90980-11073

[Qs1]
Black

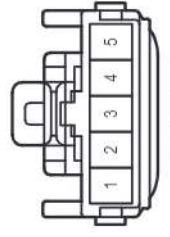


90980-11612

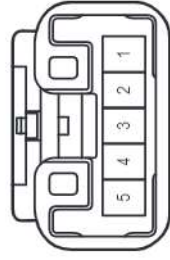


90980-11609

[Qw1]
White



90980-10789



90980-11085

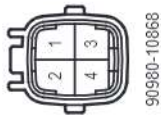
[RP1]
Gray

[RQ1]
White

[RV1]
White

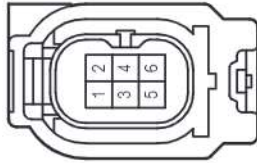


90980-10869

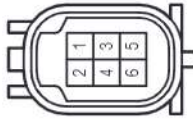


90980-10868

[RV2]
White

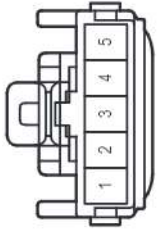


90980-12382

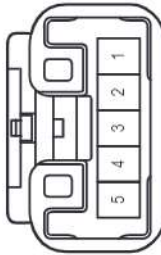


90980-12381

[Rx1]
White

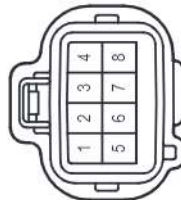


90980-10789

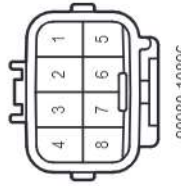


90980-11085

[SE1]
Gray

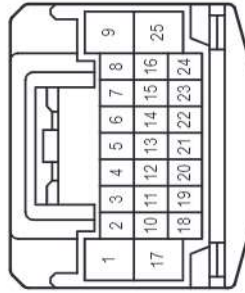


90980-10897

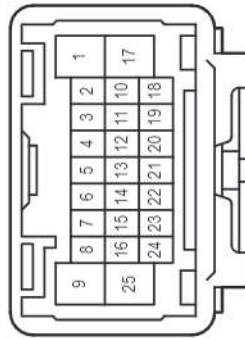


90980-10896

[SR1]
White

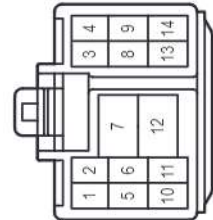


90980-12414

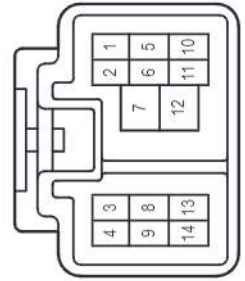


90980-12413

[SR2]
White

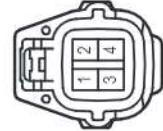


90980-10813

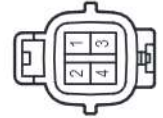


90980-10812

[SR3]
White

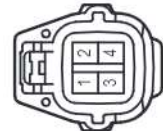


90980-10942

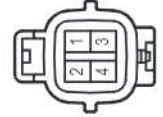


90980-10941

[Sq1]
White



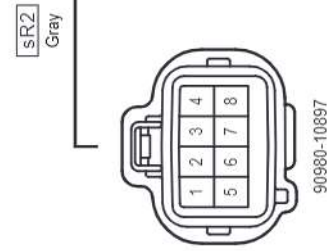
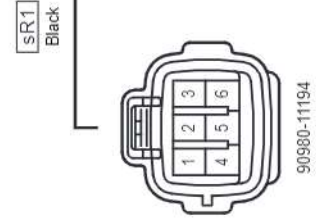
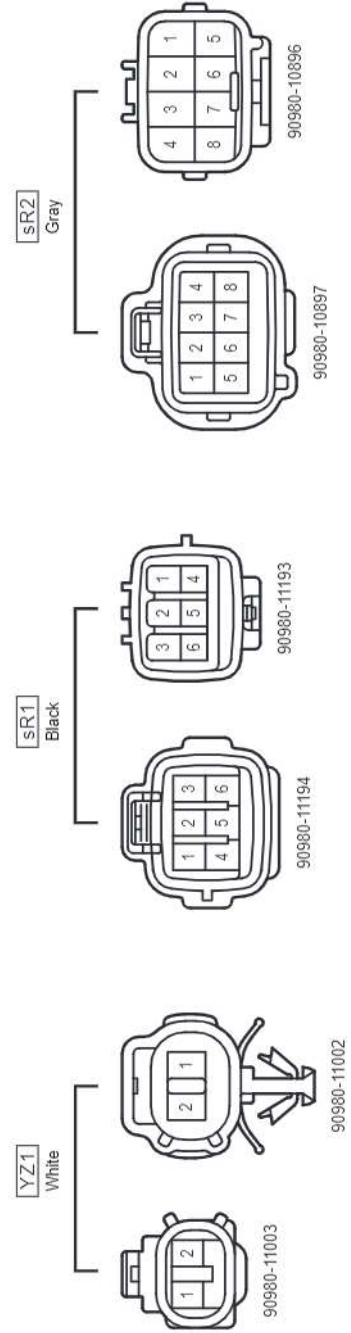
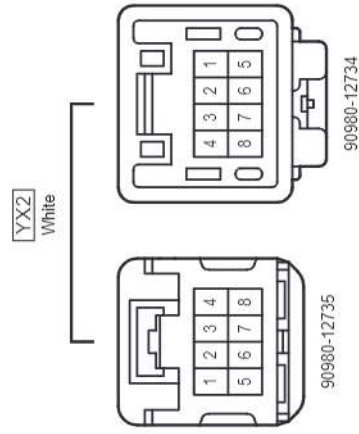
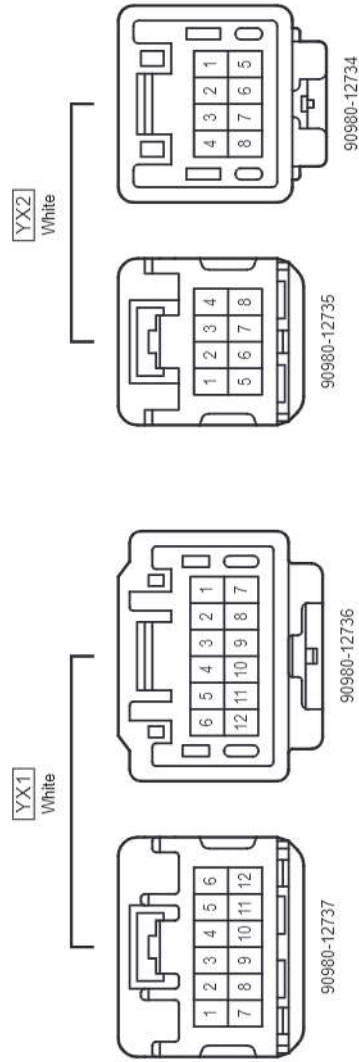
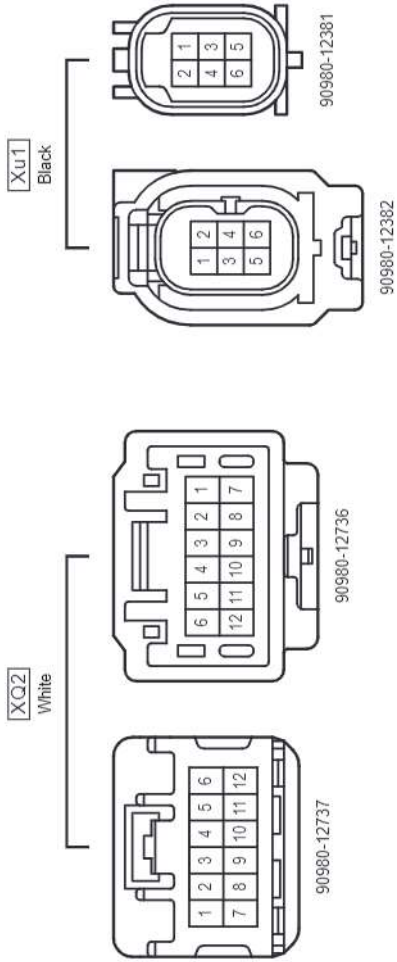
90980-10942



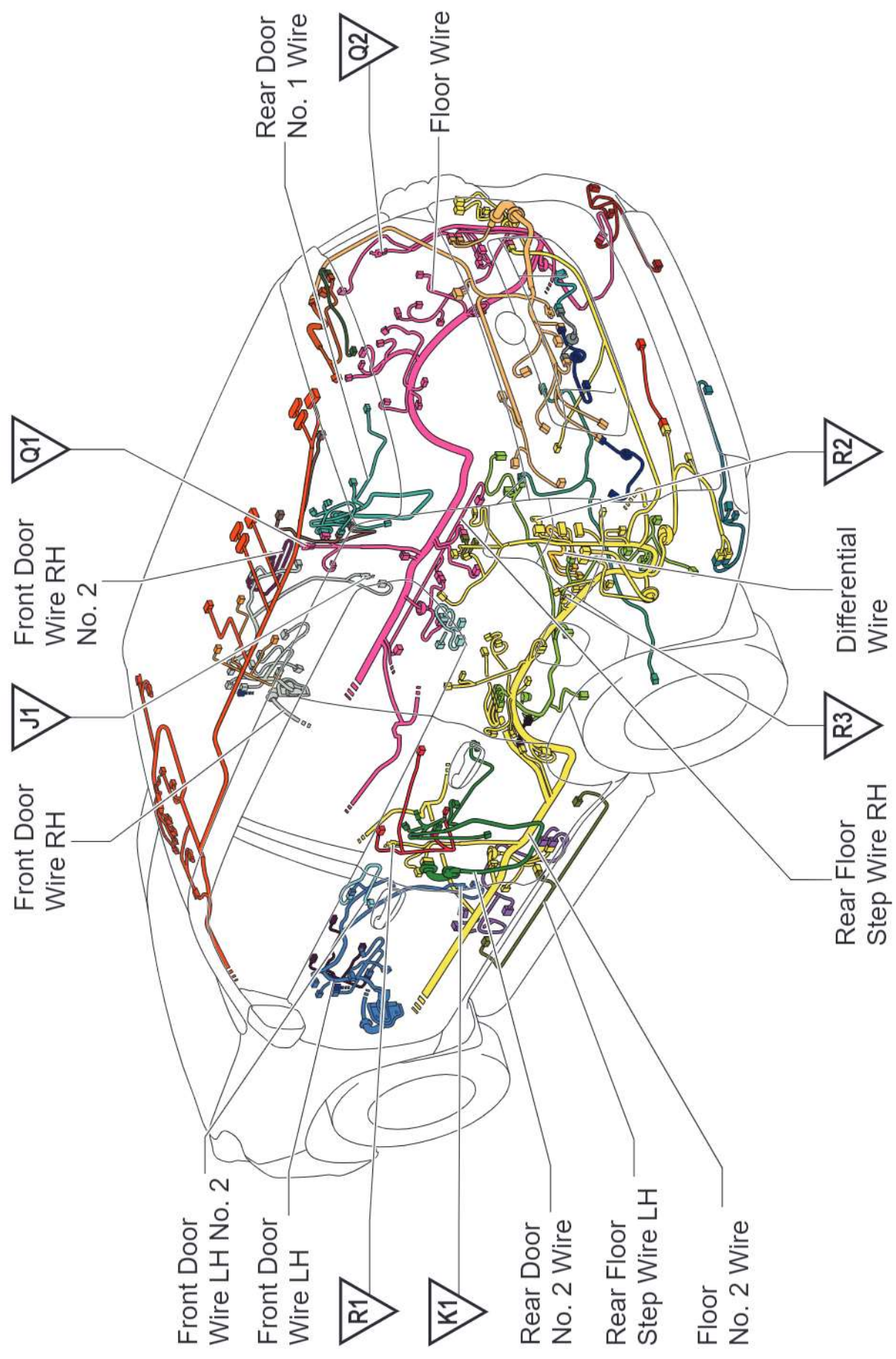
90980-10941

[UQ1]
Gray

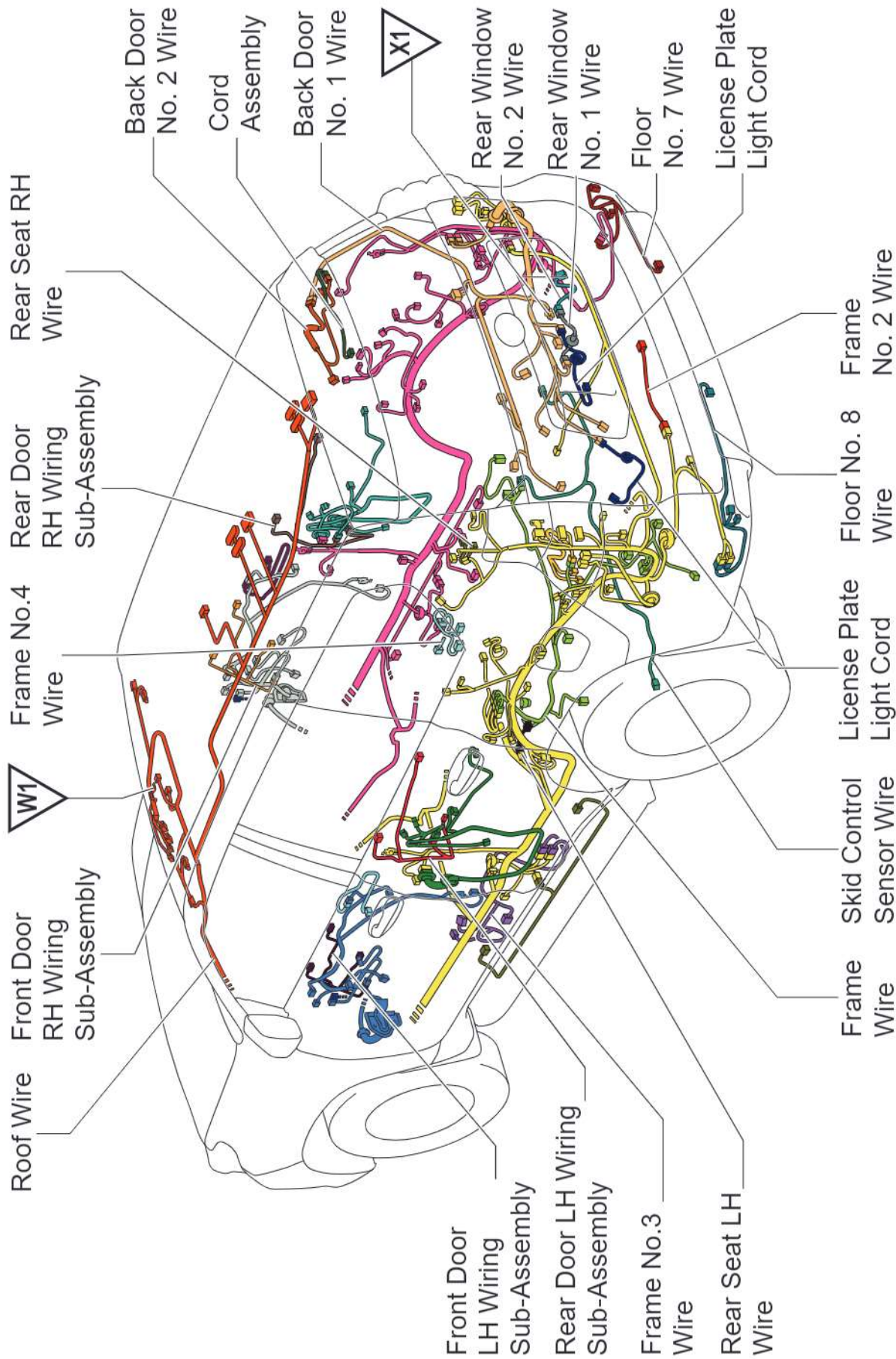
[XQ1]
White



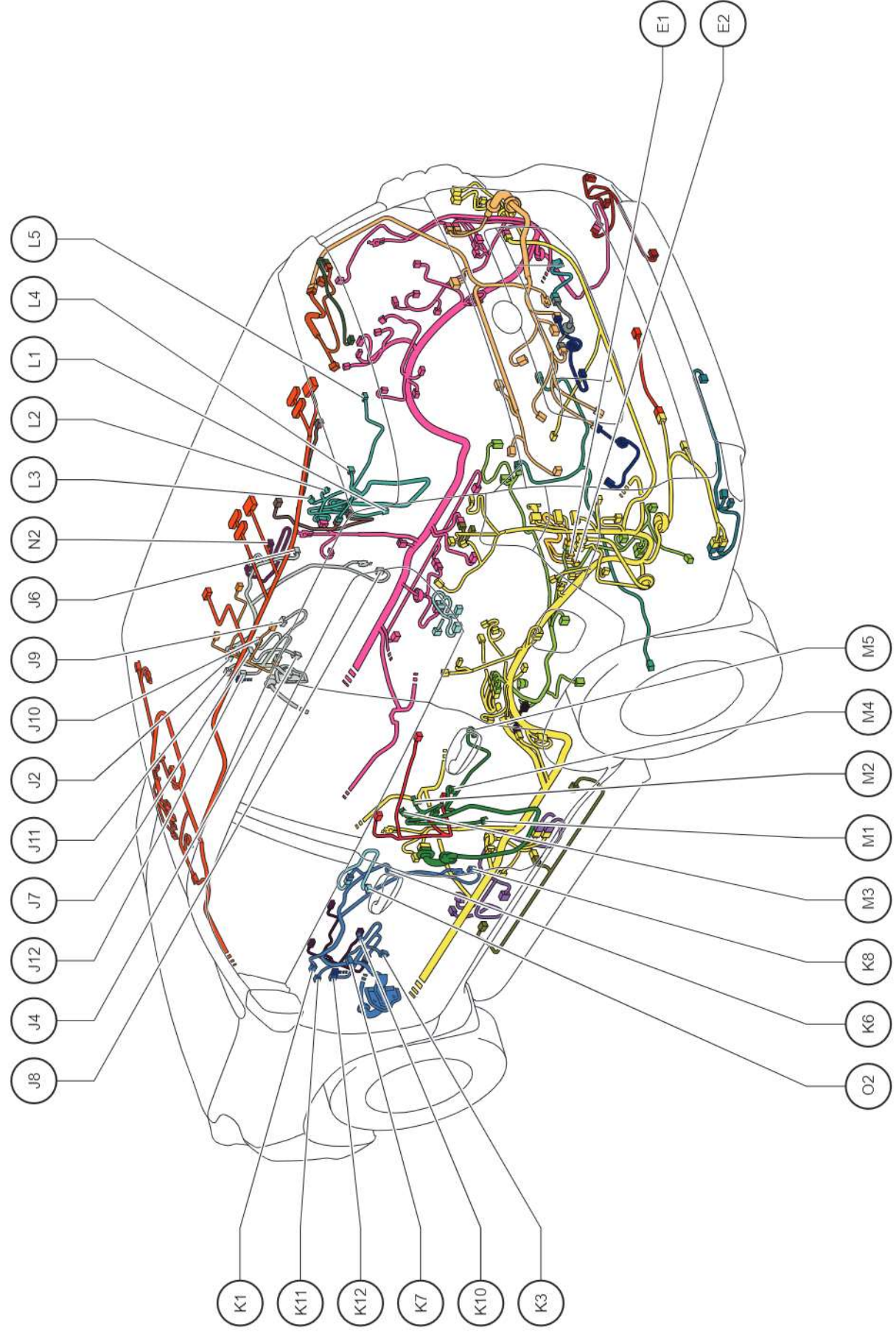
Ground Points in Body (RHD 5-Door) (From Aug. 2017 Production)



Ground Points in Body (RHD 5-Door) (From Aug. 2017 Production)

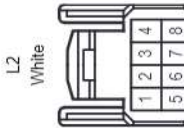
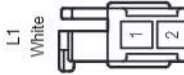
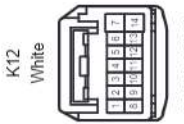
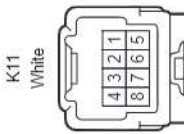
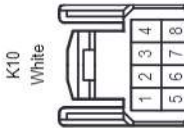
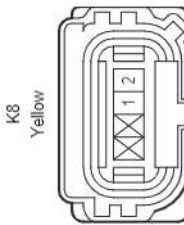
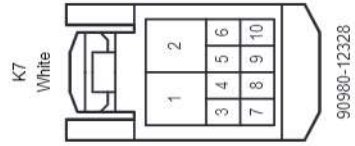
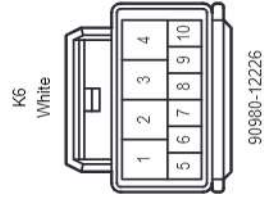
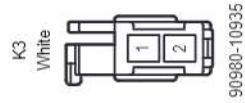
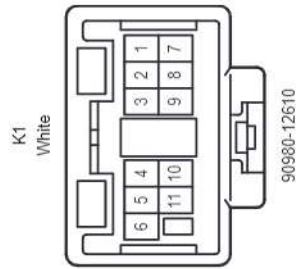
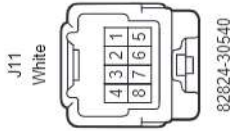

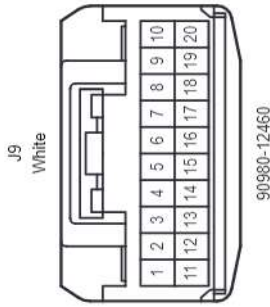
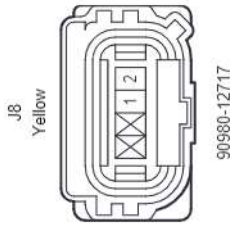
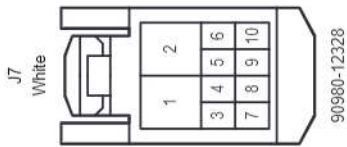
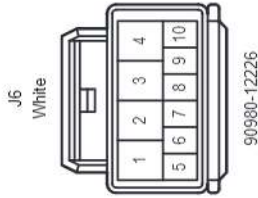
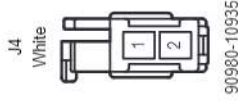
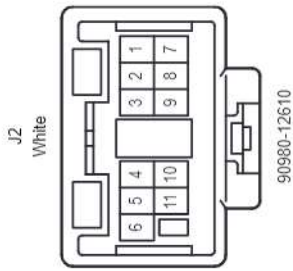
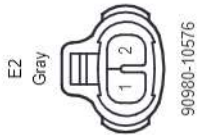
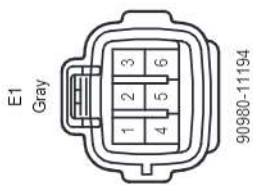


Position of Parts in Body (RHD 5-Door) (From Aug. 2017 Production)

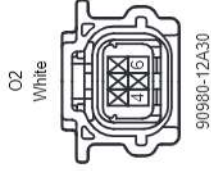
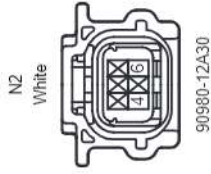
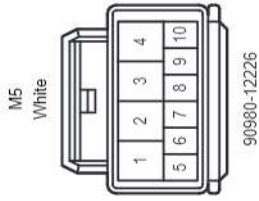
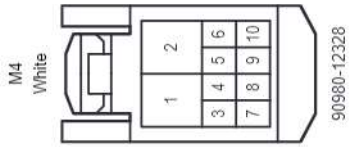
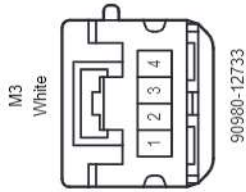
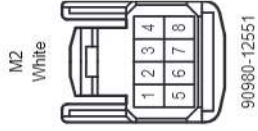
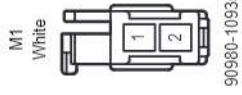
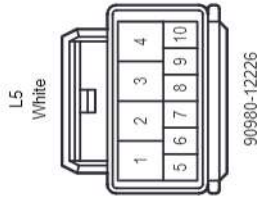
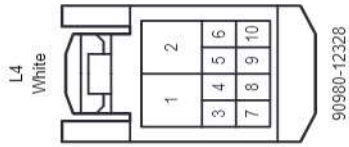
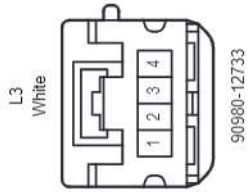


E	1	Differential Lock Shift Actuator
E	2	No. 1 Transfer Indicator Switch
J	2	Outer Rear View Mirror Assembly RH
J	4	Front No. 2 Speaker Assembly RH
J	6	Front Door with Motor Lock Assembly RH
J	7	Front Power Window Regulator Motor Assembly RH
J	8	Side Airbag Sensor Assembly RH
J	9	Multiplex Network Master Switch Assembly
J	10	Seat Memory Switch
J	11	Outer Rear View Mirror Assembly RH
J	12	Outer Mirror Control ECU Assembly RH
K	1	Outer Rear View Mirror Assembly LH
K	3	Front No. 2 Speaker Assembly LH
K	6	Front Door with Motor Lock Assembly LH
K	7	Front Power Window Regulator Motor Assembly LH
K	8	Side Airbag Sensor Assembly LH
K	10	Front Power Window Regulator Switch Assembly LH
K	11	Outer Rear View Mirror Assembly LH
K	12	Outer Mirror Control ECU Assembly LH
L	1	Rear Speaker Set RH
L	2	Rear Power Window Regulator Switch Assembly RH
L	3	Rear No. 2 Speaker Assembly RH
L	4	Rear Power Window Regulator Motor Assembly RH
L	5	Rear Door Lock Assembly RH
M	1	Rear Speaker Set LH
M	2	Rear Power Window Regulator Switch Assembly LH
M	3	Rear No. 2 Speaker Assembly LH
M	4	Rear Power Window Regulator Motor Assembly LH
M	5	Rear Door Lock Assembly LH
N	2	Electrical Key Antenna RH
O	2	Electrical Key Antenna LH

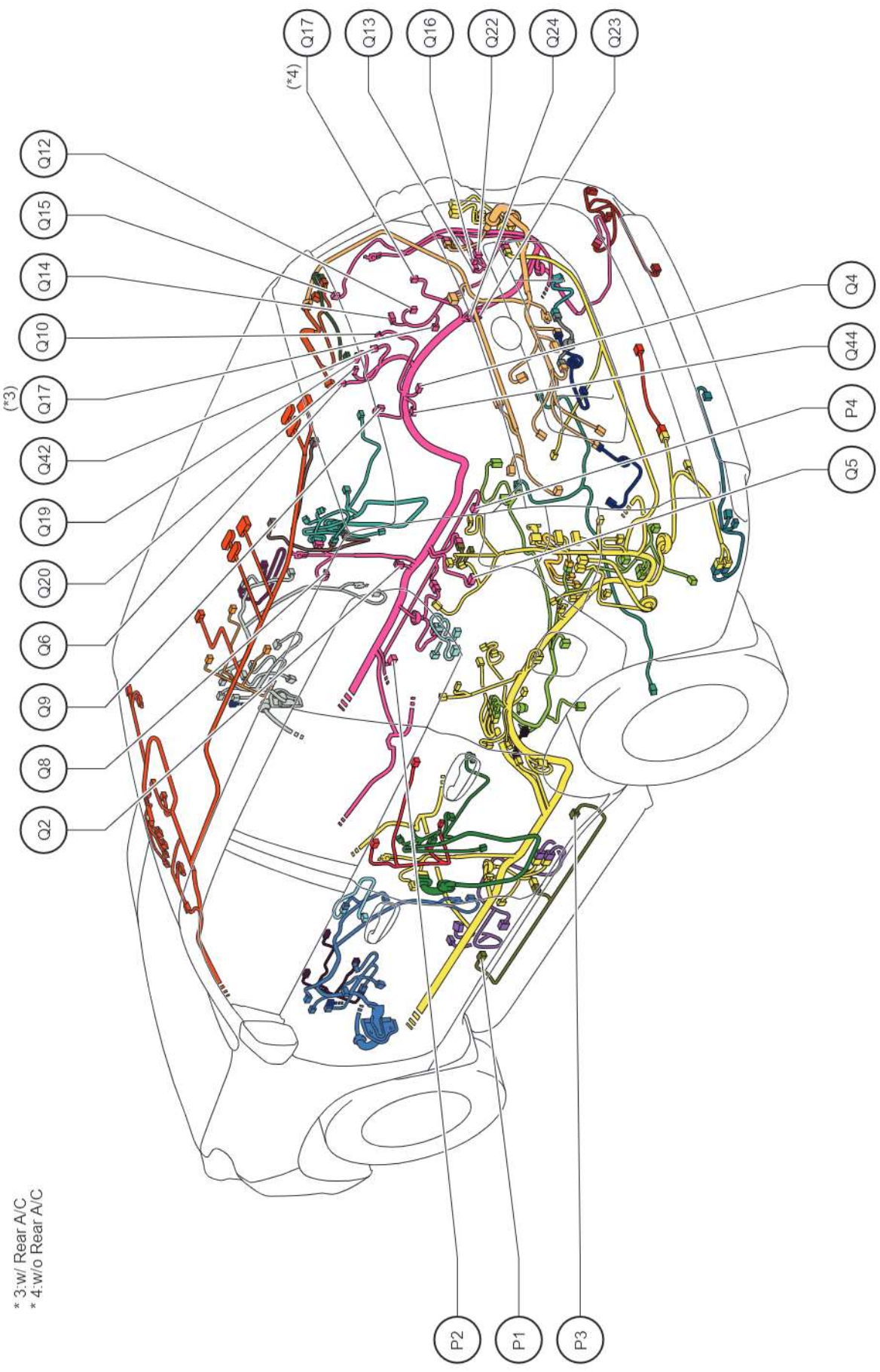
Position of Parts in Body (RHD 5-Door) (From Aug. 2017 Production)



Position of Parts in Body (RHD 5-Door) (From Aug. 2017 Production)



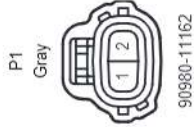
Position of Parts in Body (RHD 5-Door) (From Aug. 2017 Production)



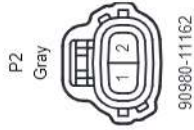
* 3:w/ Rear A/C
 * 4:w/o Rear A/C

- P 1 Front Side Step Light LH
- P 2 Front Side Step Light RH
- P 3 Rear Side Step Light LH
- P 4 Rear Side Step Light RH
- Q 2 Front Seat Outer Belt Assembly RH
- Q 4 Rear Side Airbag Sensor Assembly RH
- Q 5 Rear Floor Side Airbag Sensor
- Q 6 Curtain Shield Airbag Assembly RH
- Q 8 Front Door Courtesy Light Switch Assembly RH
- Q 9 Rear Door Courtesy Light Switch Assembly RH
- Q 10 Rear Power Seat Switch RH
- Q 12 Rear Blower with Fan Motor Sub-Assembly
- Q 13 Rear A/C Blower Assembly
- Q 14 Rear Blower with Fan Motor Sub-Assembly
- Q 15 Rear Header Speaker Assembly RH
- Q 16 Rear Power Point Socket Assembly
- Q 17 Voltage Inverter Assembly
- Q 19 Rear No. 1 Cooler Thermistor
- Q 20 Glass Breakage Sensor RH (Quarter Glass RH)
- Q 22 Power Outlet Socket
- Q 23 Junction Connector
- Q 24 Junction Connector
- Q 42 Theft Warning Siren Assembly
- Q 44 Junction Connector

Position of Parts in Body (RHD 5-Door) (From Aug. 2017 Production)



90980-11162



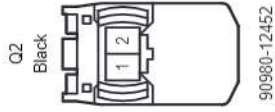
90980-11162



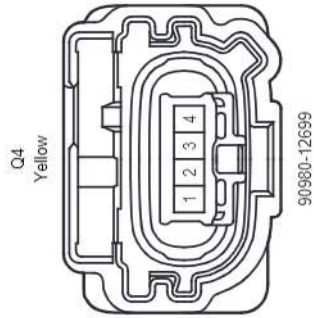
90980-11162



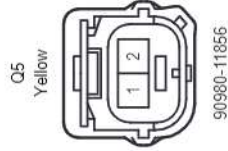
90980-11162



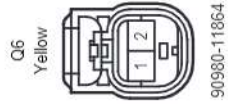
90980-12452



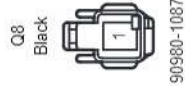
90980-12699



90980-11856



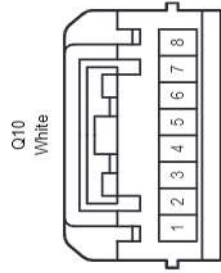
90980-11864



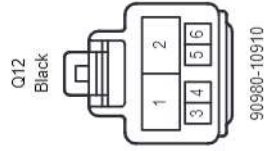
90980-10871



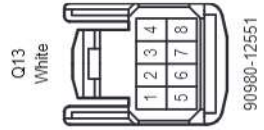
90980-10871



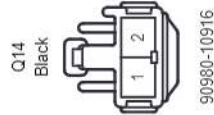
90980-12550



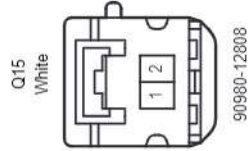
90980-10910



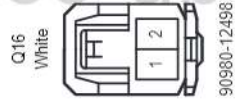
90980-12551



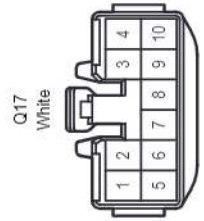
90980-10916



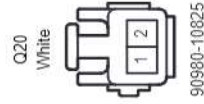
90980-12808



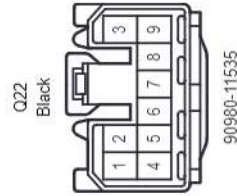
90980-12498



90980-10801

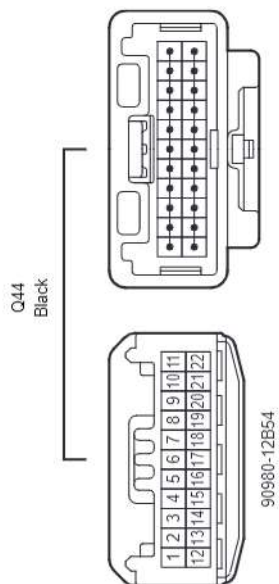


90980-10825



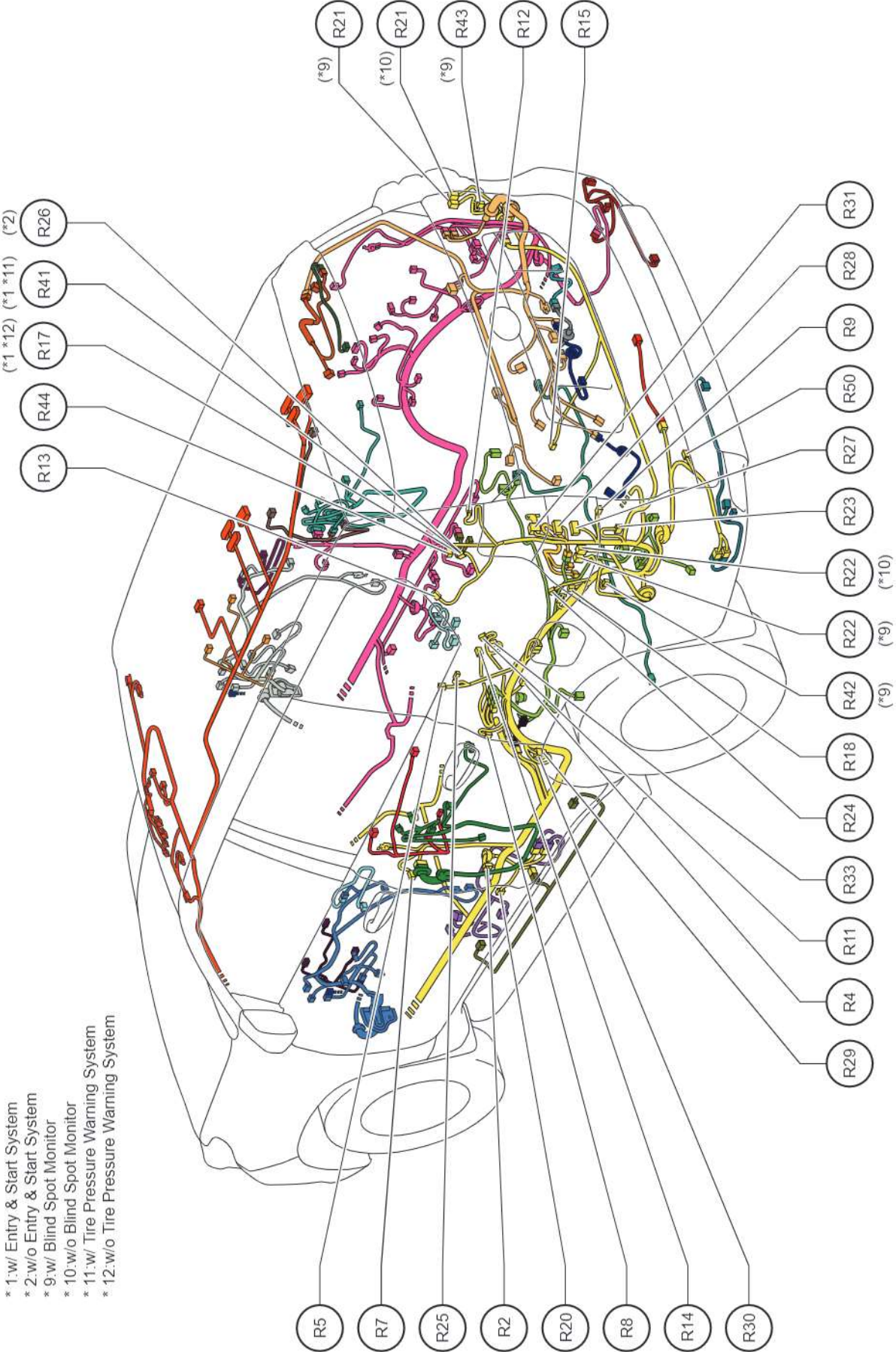
90980-11535

Position of Parts in Body (RHD 5-Door) (From Aug. 2017 Production)



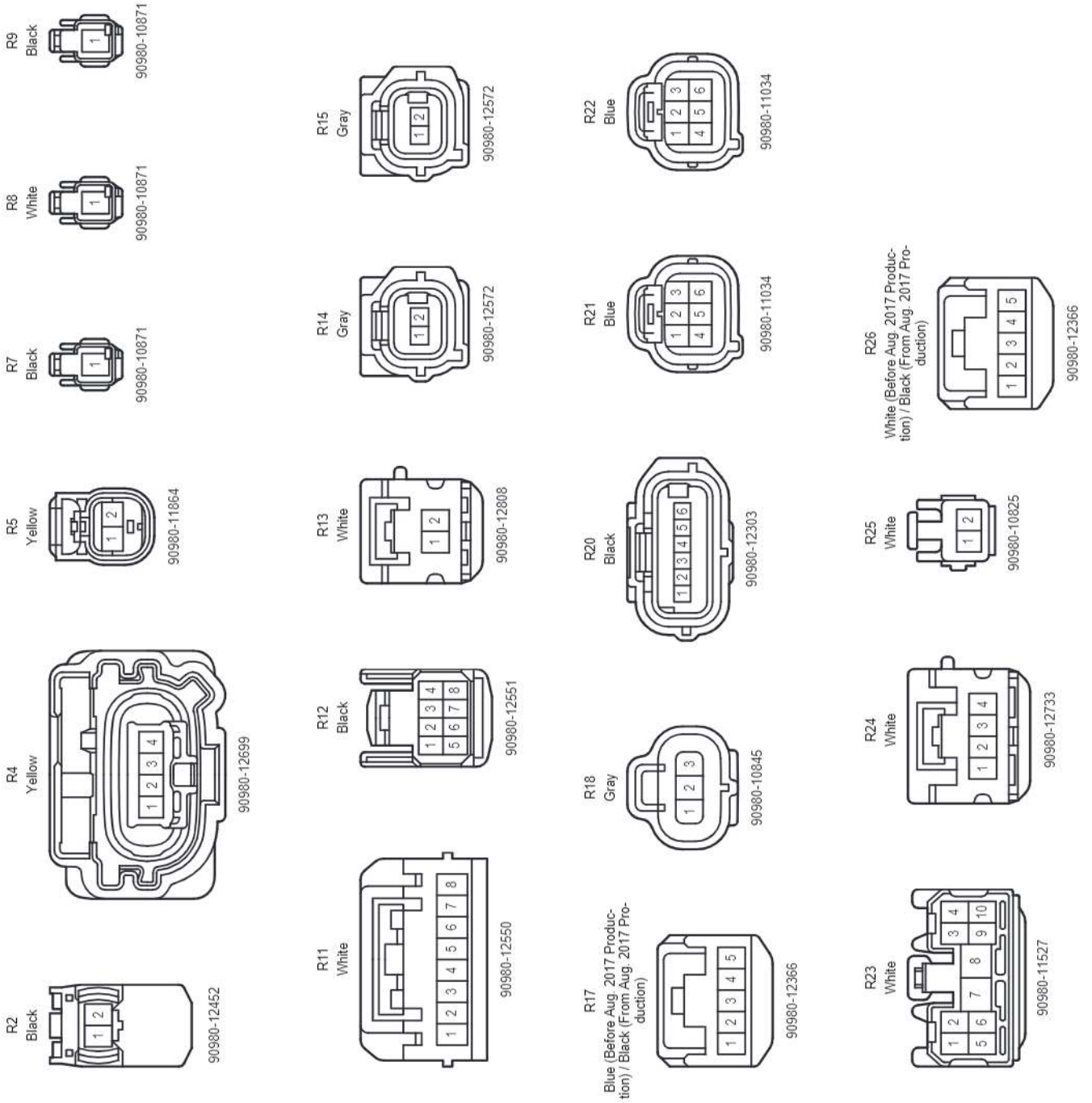
Position of Parts in Body (RHD 5-Door) (From Aug. 2017 Production)

- * 1:w/ Entry & Start System
- * 2:w/o Entry & Start System
- * 9:w/ Blind Spot Monitor
- * 10:w/o Blind Spot Monitor
- * 11:w/ Tire Pressure Warning System
- * 12:w/o Tire Pressure Warning System



- R 2 Front Seat Outer Belt Assembly LH
- R 4 Rear Side Airbag Sensor Assembly LH
- R 5 Curtain Shield Airbag Assembly LH
- R 7 Front Door Courtesy Light Switch Assembly LH
- R 8 Rear Door Courtesy Light Switch Assembly LH
- R 9 Back Door Courtesy Light Switch Assembly
- R 11 Rear Power Seat Switch LH
- R 12 No. 2 Fold Seat Switch Assembly
- R 13 Rear Header Speaker Assembly LH
- R 14 No. 2 Indoor Electrical Key Antenna Assembly
- R 15 No. 3 Indoor Electrical Key Antenna Assembly
- R 17 Door Control Receiver
- R 18 Rear Acceleration Sensor Assembly
- R 20 Stabilizer Control with Accumulator Housing Assembly
- R 21 Rear Combination Light Assembly RH
- R 22 Rear Combination Light Assembly LH
- R 23 Trailer Socket
- R 24 No. 1 Speaker with Box Assembly
- R 25 Glass Breakage Sensor LH (Quarter Glass LH)
- R 26 Door Control Receiver
- R 27 Junction Connector
- R 28 Junction Connector
- R 29 Junction Connector
- R 30 Junction Connector
- R 31 Junction Connector
- R 33 No. 1 Fold Seat Switch Assembly
- R 41 Tire Pressure Warning ECU and Receiver
- R 42 Blind Spot Monitor Sensor LH
- R 43 Blind Spot Monitor Sensor RH
- R 44 Rear Cross Traffic Alert Buzzer (Blind Spot Monitor Buzzer)
- R 50 Outside Luggage Electrical Key Antenna

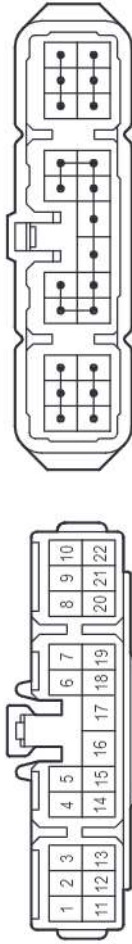
Position of Parts in Body (RHD 5-Door) (From Aug. 2017 Production)



cardiagn.com

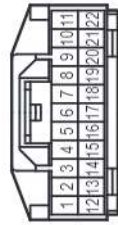
Position of Parts in Body (RHD 5-Door) (From Aug. 2017 Production)

R28
White

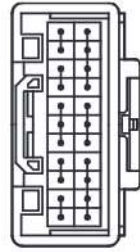


90980-10875

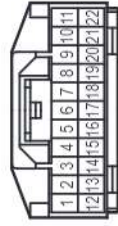
R29
Blue



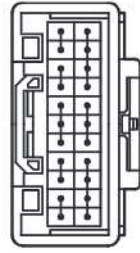
90980-11915



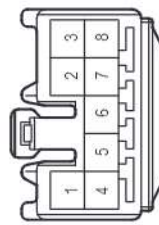
R30
Blue



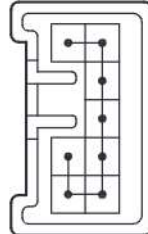
90980-11915



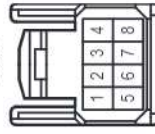
R31
White



90980-11686

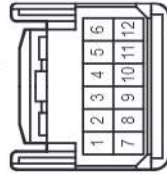


R33
Black



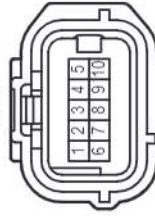
90980-12551

R41
Black (Before Aug. 2017 Production) / White (From Aug. 2017 Production)



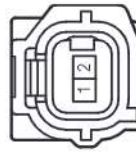
90980-12552

R42
Black



90980-12380

R50
Black



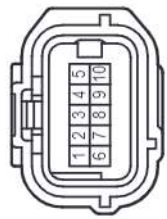
90980-12416

R44
Black



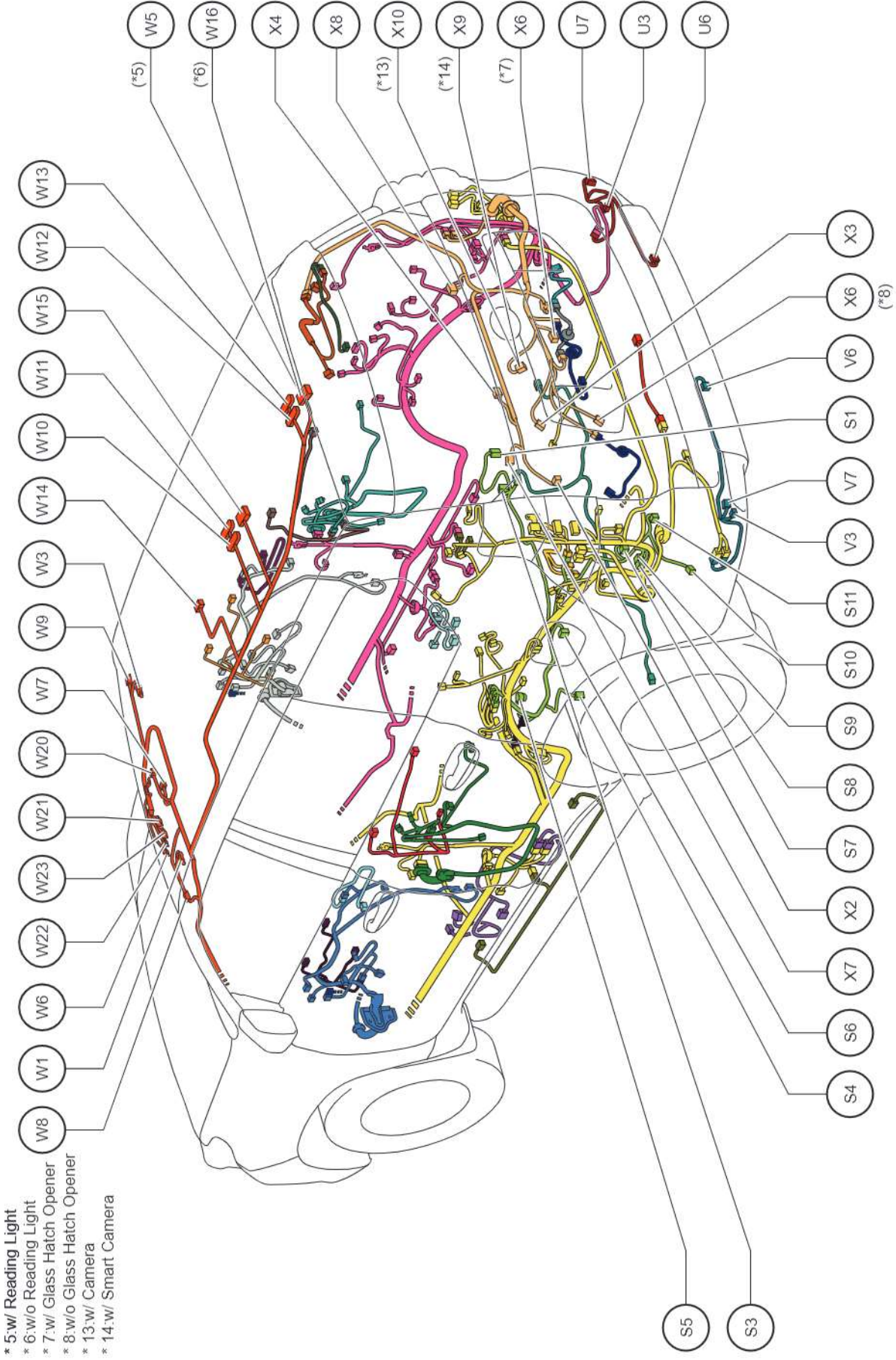
90980-11142

R43
Black



90980-12380

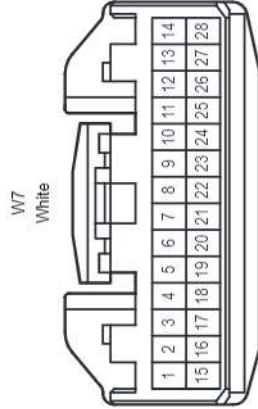
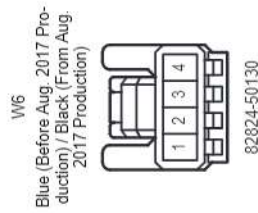
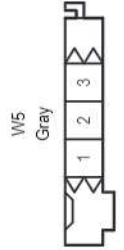
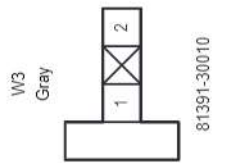
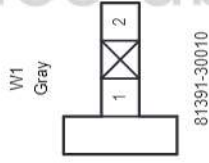
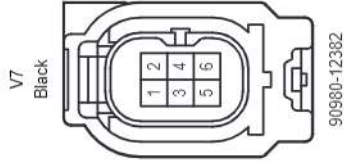
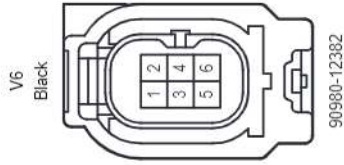
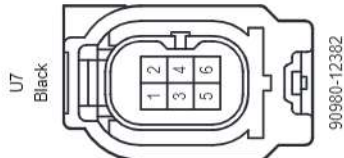
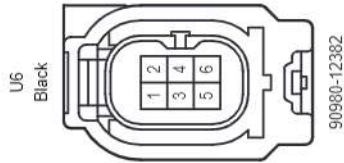
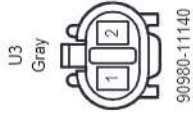
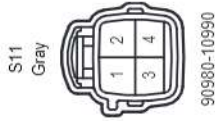
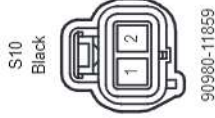
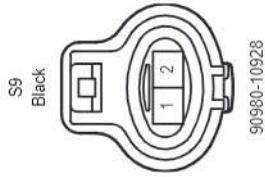
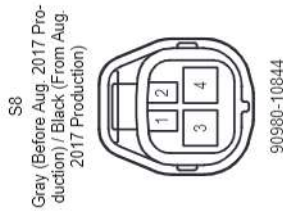

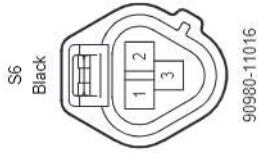
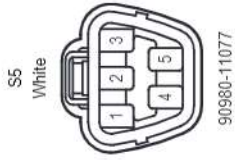
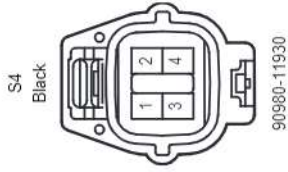
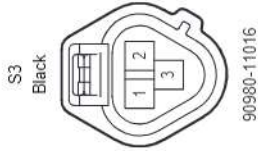
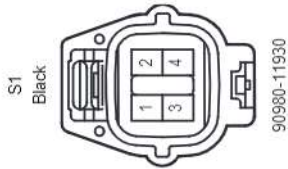
Position of Parts in Body (RHD 5-Door) (From Aug. 2017 Production)



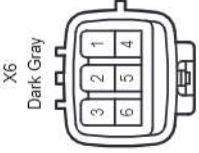
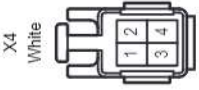
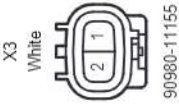
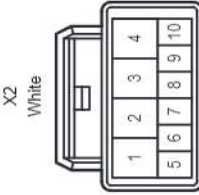
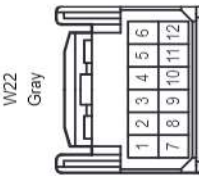
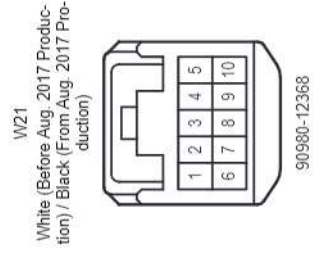
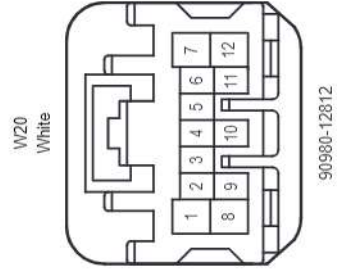
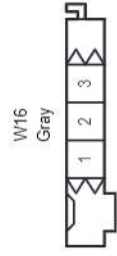
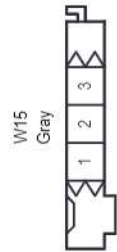
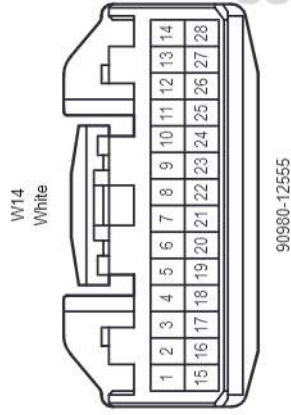
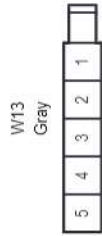
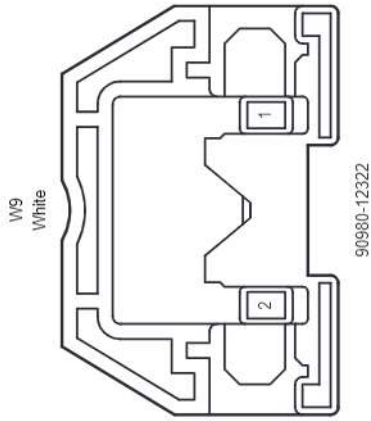
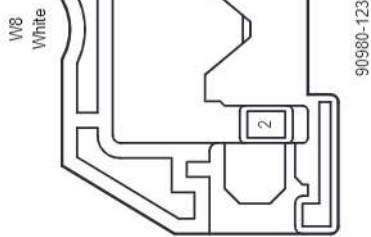
- * 5:w/ Reading Light
- * 6:w/o Reading Light
- * 7:w/ Glass Hatch Opener
- * 8:w/o Glass Hatch Opener
- * 13:w/ Camera
- * 14:w/ Smart Camera

S	1	Rear Shock Absorber Assembly RH
S	3	Rear Height Control Sensor Sub-Assembly RH
S	4	Rear Shock Absorber Assembly LH
S	5	Fuel Sender Gauge Assembly
S	6	Rear Height Control Sensor Sub-Assembly LH
S	7	Height Control Valve
S	8	Fuel Pump Control ECU Assembly
S	9	Fuel Pump Control ECU Assembly
S	10	Height Control Exhaust Valve (Height Control Compressor)
S	11	Height Control Compressor Motor (Height Control Compressor Assembly)
U	3	Rear Fog Light Assembly RH
U	6	Rear No. 1 Ultrasonic Sensor Center RH
U	7	Rear No. 1 Ultrasonic Sensor RH
V	3	Rear Fog Light Assembly LH
V	6	Rear No. 1 Ultrasonic Sensor Center LH
V	7	Rear No. 1 Ultrasonic Sensor LH
W	1	Vanity Light Assembly LH
W	3	Vanity Light Assembly RH
W	5	No. 2 Room Light Assembly
W	6	Rain Sensor
W	7	Map Light Assembly
W	8	Visor Assembly LH
W	9	Visor Assembly RH
W	10	No. 1 Room Light Assembly LH
W	11	No. 1 Room Light Assembly RH
W	12	No. 2 Room Light Assembly LH
W	13	No. 2 Room Light Assembly RH
W	14	Television Display Assembly
W	15	No. 1 Room Light Assembly
W	16	No. 2 Room Light Assembly
W	20	Sliding Roof Control ECU
W	21	Inner Rear View Mirror Assembly
W	22	Forward Recognition Camera
W	23	Forward Recognition with Heater Hood Sub-Assembly
X	2	Back Door Lock Assembly
X	3	Glass Hatch Opener Switch Assembly
X	4	Back Window Lock Assembly
X	6	Luggage Electrical Key Switch

Position of Parts in Body (RHD 5-Door) (From Aug. 2017 Production)

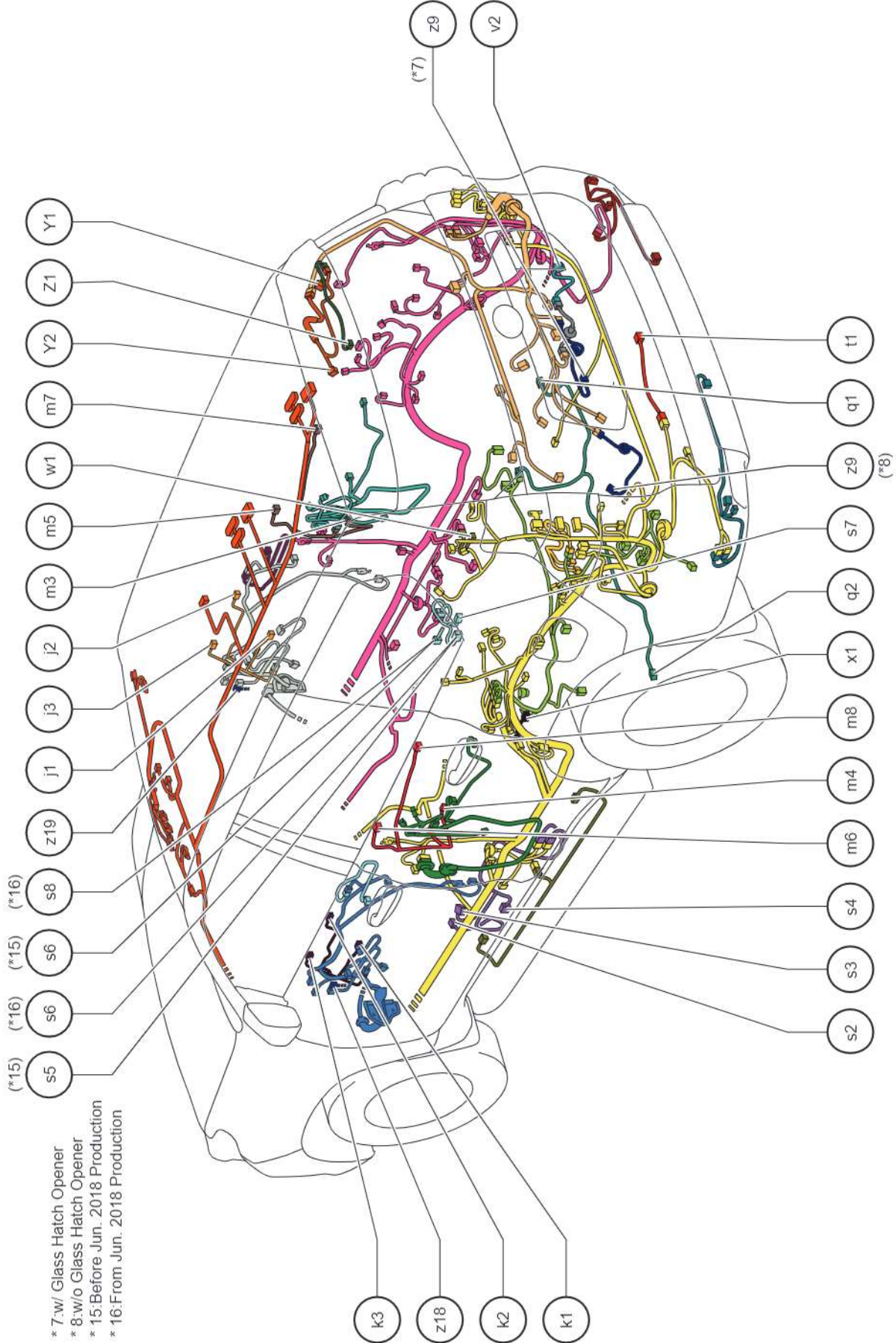


Position of Parts in Body (RHD 5-Door) (From Aug. 2017 Production)



cardiagn.com

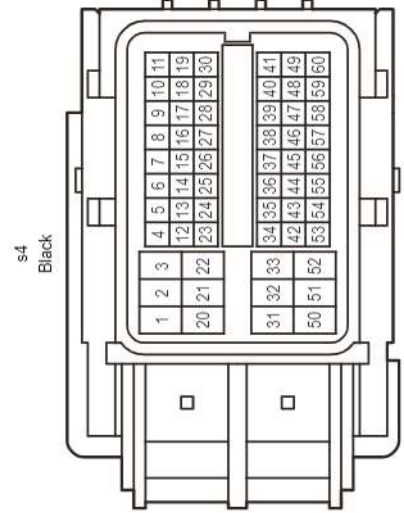
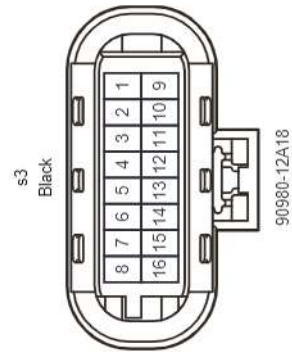
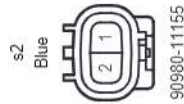
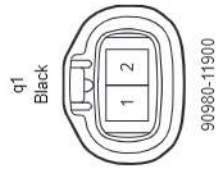
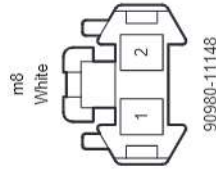
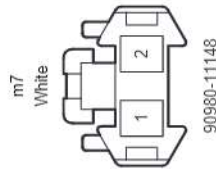
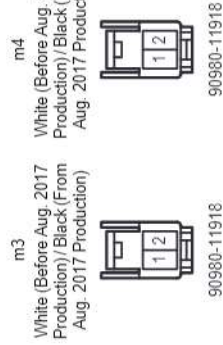
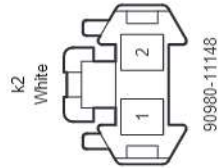
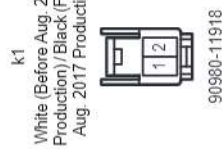
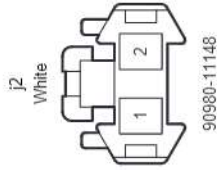

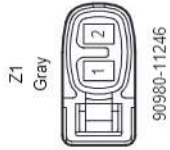
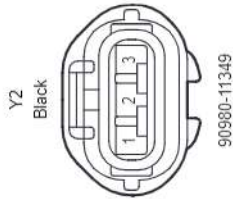
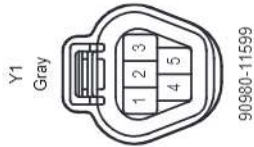
Position of Parts in Body (RHD 5-Door) (From Aug. 2017 Production)



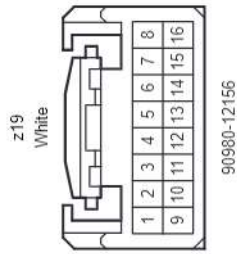
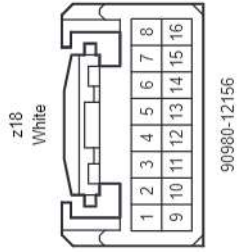

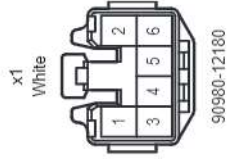
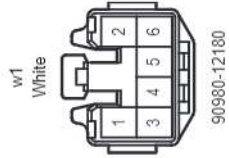
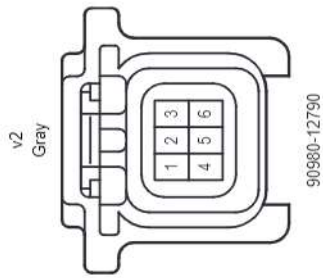
- * 7:w/ Glass Hatch Opener
- * 8:w/o Glass Hatch Opener
- * 15:Before Jun. 2018 Production
- * 16:From Jun. 2018 Production

Y	1	Rear Wiper Motor Assembly
Y	2	Rear Window Defogger (Back Door Glass)
Z	1	Center Stop Light Assembly
j	1	Front Door Pocket Illumination RH
j	2	Front Door Trim Illumination RH
j	3	Front Door Inside Handle Illumination Light Assembly RH
k	1	Front Door Pocket Illumination LH
k	2	Front Door Trim Illumination LH
k	3	Front Door Inside Handle Illumination Light Assembly LH
m	3	Rear Door Pocket Illumination RH
m	4	Rear Door Pocket Illumination LH
m	5	Rear Door Inside Handle Illumination Light Assembly RH
m	6	Rear Door Inside Handle Illumination Light Assembly LH
m	7	Rear Door Trim Illumination RH
m	8	Rear Door Trim Illumination LH
q	1	Rear Speed Sensor RH
q	2	Rear Speed Sensor LH
s	2	Urea Tube with Heater ASSY
s	3	Urea Pump
s	4	Urea Pump Control ECU
s	5	No. 4 Exhaust Gas Temperature Sensor
s	6	Nitrogen Oxides Sensor
s	7	No. 4 Exhaust Gas Temperature Sensor
s	8	Particulate Matter Sensor
t	1	Fuel Sender Gauge Assembly (Sub)
v	2	Rear Television Camera Assembly
w	1	Rear Seat Heater Assembly RH
x	1	Rear Seat Heater Assembly LH
z	9	License Plate Light Assembly
z	18	Outer Rear View Mirror Assembly LH , Outer Mirror Control ECU Assembly LH
z	19	Outer Rear View Mirror Assembly RH , Outer Mirror Control ECU Assembly RH

Position of Parts in Body (RHD 5-Door) (From Aug. 2017 Production)

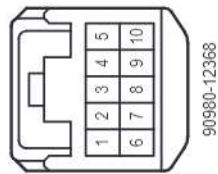


Position of Parts in Body (RHD 5-Door) (From Aug. 2017 Production)

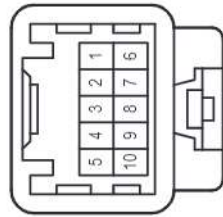


Wire and Wire in Body (RHD 5-Door) (From Aug. 2017 Production)

[J1] White

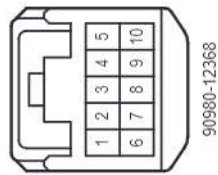


90980-12368

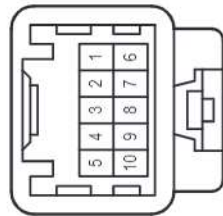


90980-12367

[Kk1] White

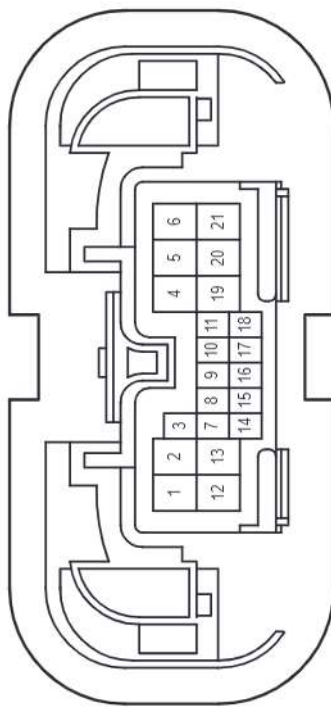


90980-12368

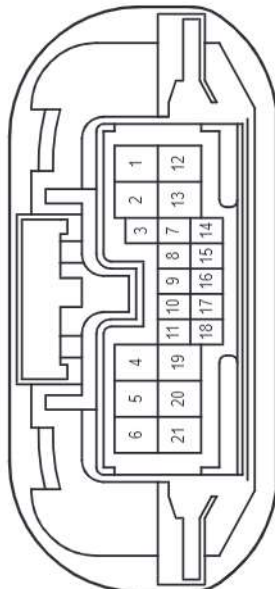


90980-12367

[LQ1] White

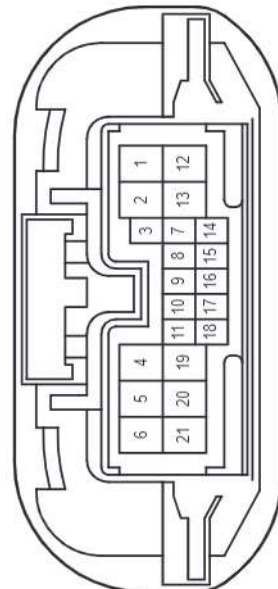
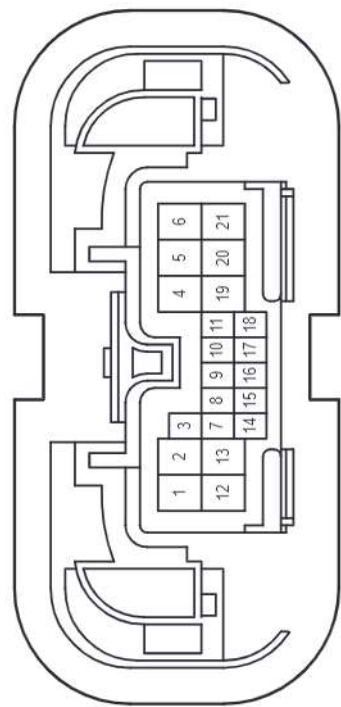


90980-12671



90980-12670

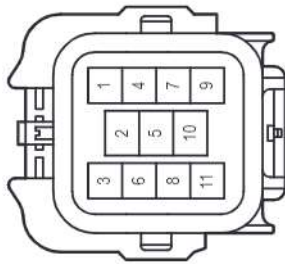
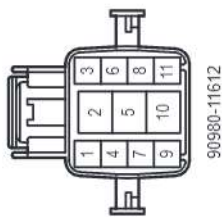
[MR1] White



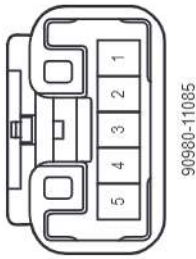
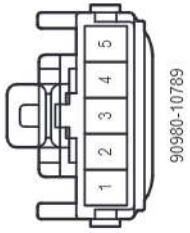
90980-12670

Wire and Wire in Body (RHD 5-Door) (From Aug. 2017 Production)

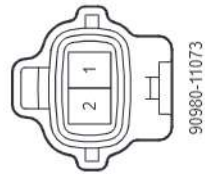
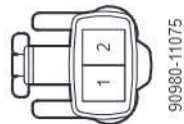
Qs1
Black



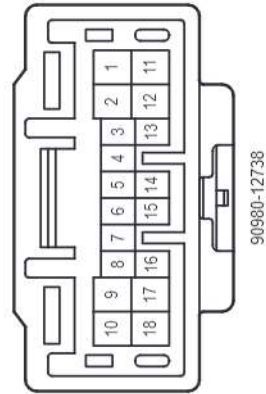
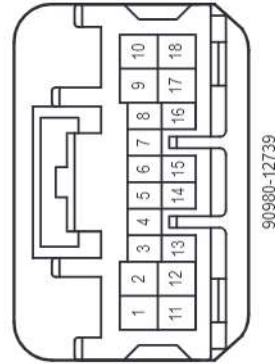
Qw1
White



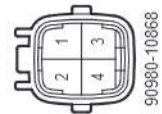
RP1
Gray



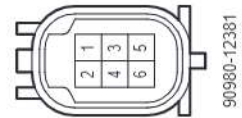
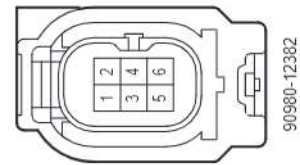
RQ1
White



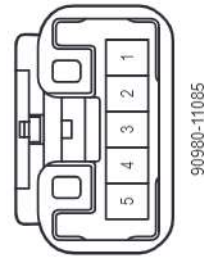
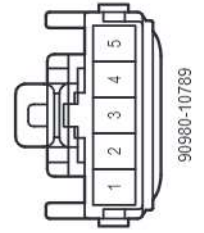
RV1
White



RV2
White



Rx1
White



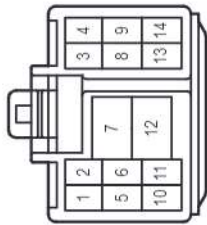
cardiagn.com

SE1

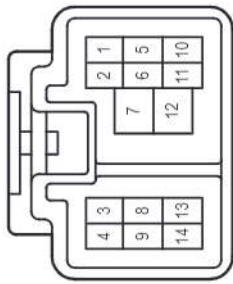
SR1

Wire and Wire in Body (RHD 5-Door) (From Aug. 2017 Production)

SR2
White

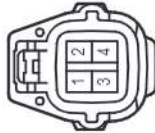


90980-10813

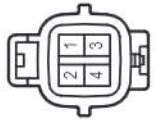


90980-10812

SR3
White

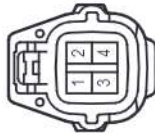


90980-10942

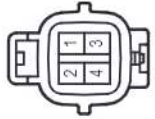


90980-10941

Sq1
White

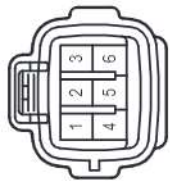


90980-10942

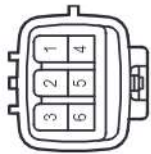


90980-10941

UQ1
Gray

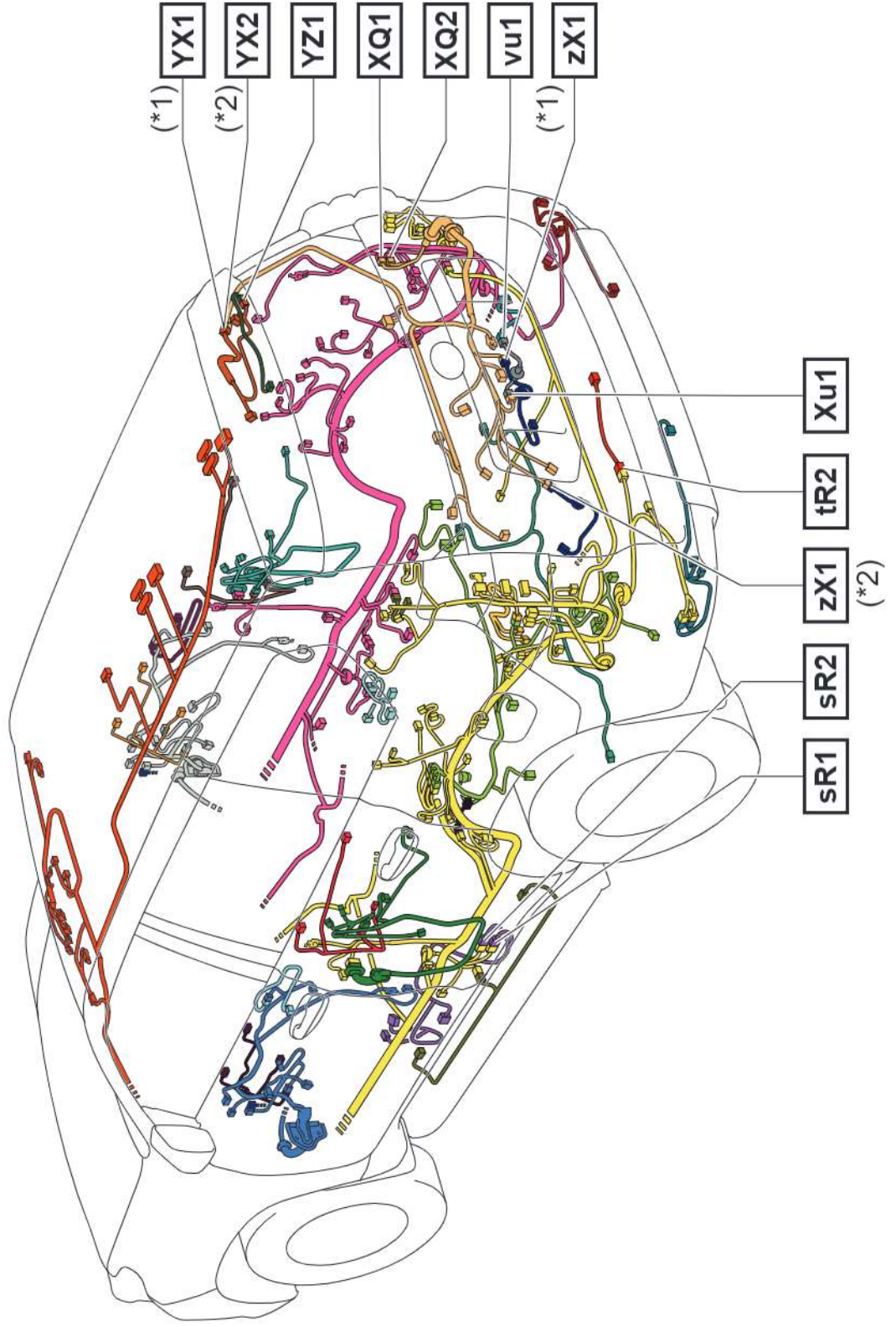


90980-11194



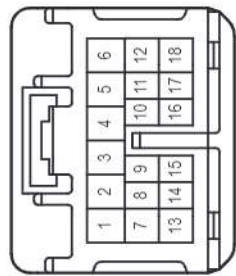
90980-11193

- * 1:w/ Glass Hatch Opener
- * 2:w/o Glass Hatch Opener

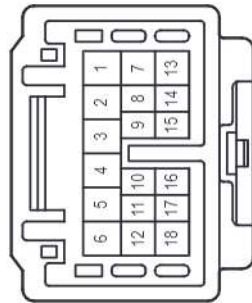


Wire and Wire in Body (RHD 5-Door) (From Aug. 2017 Production)

XQ1
White

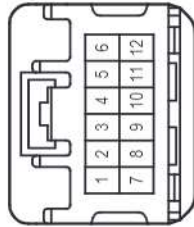


90980-12745

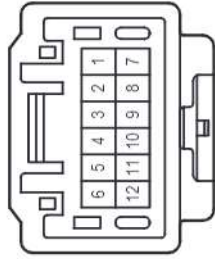


90980-12744

XQ2
White

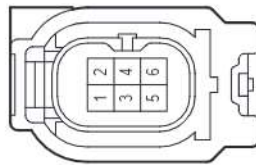


90980-12737

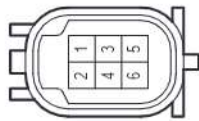


90980-12736

Xu1
Black

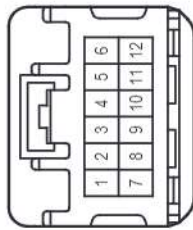


90980-12382

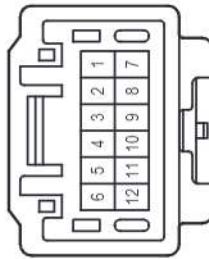


90980-12381

YX1
White

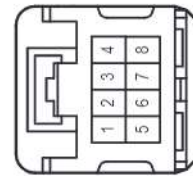


90980-12737

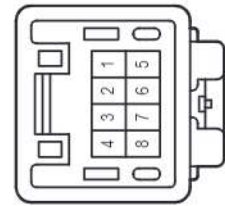


90980-12736

YX2
White



90980-12735

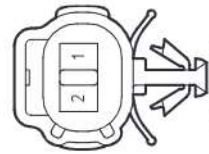


90980-12734

YZ1
White

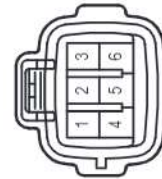


90980-11003

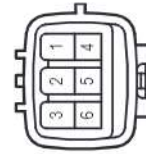


90980-11002

SR1
Black



90980-11194



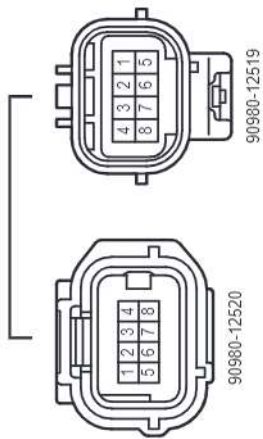
90980-11193

sR2
Gray

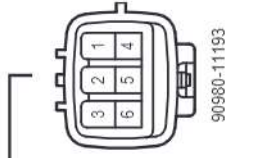
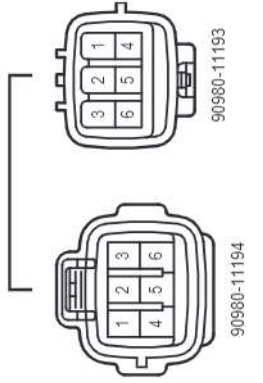
tR2
Gray

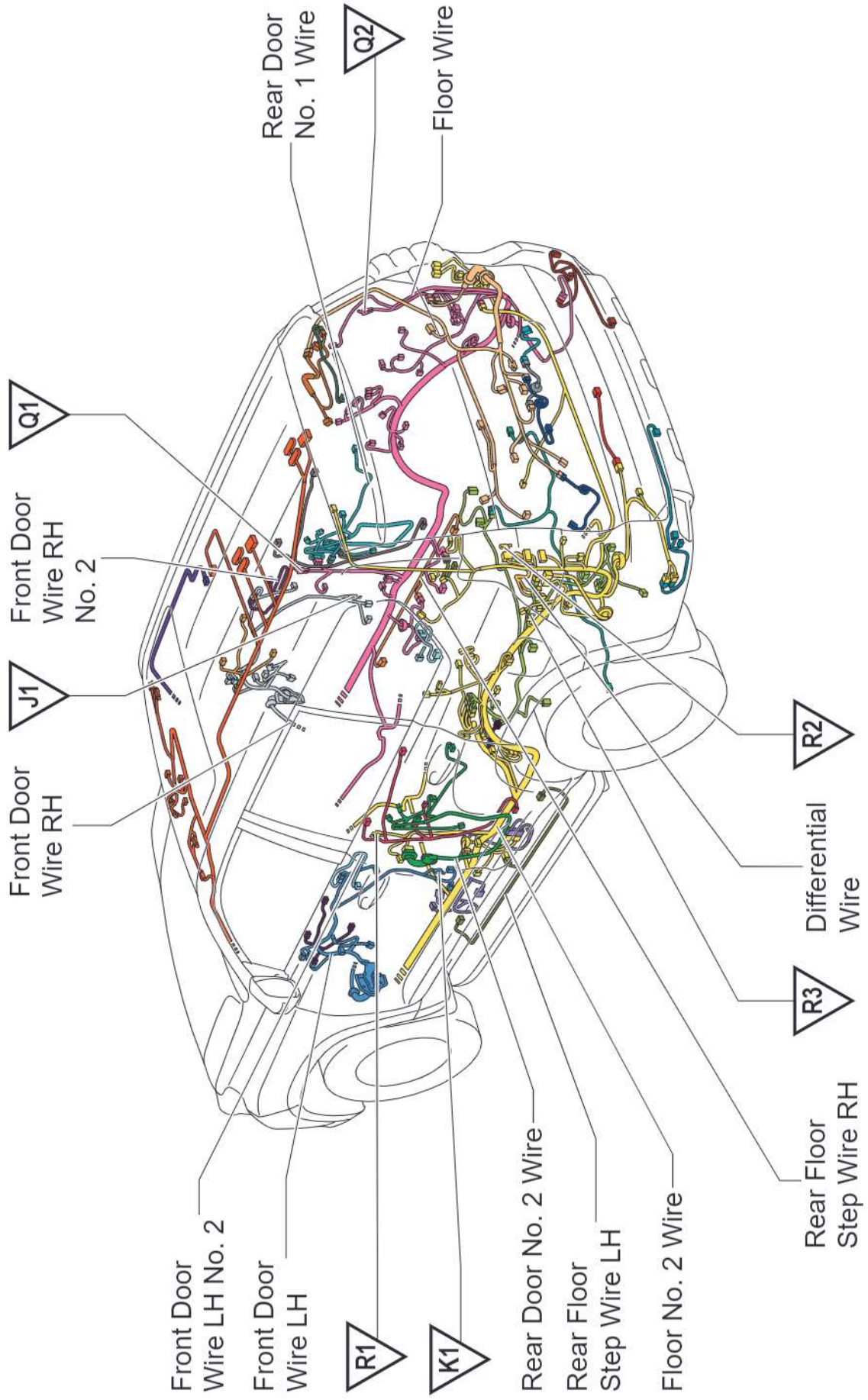
Wire and Wire in Body (RHD 5-Door) (From Aug. 2017 Production)

VU1
Black

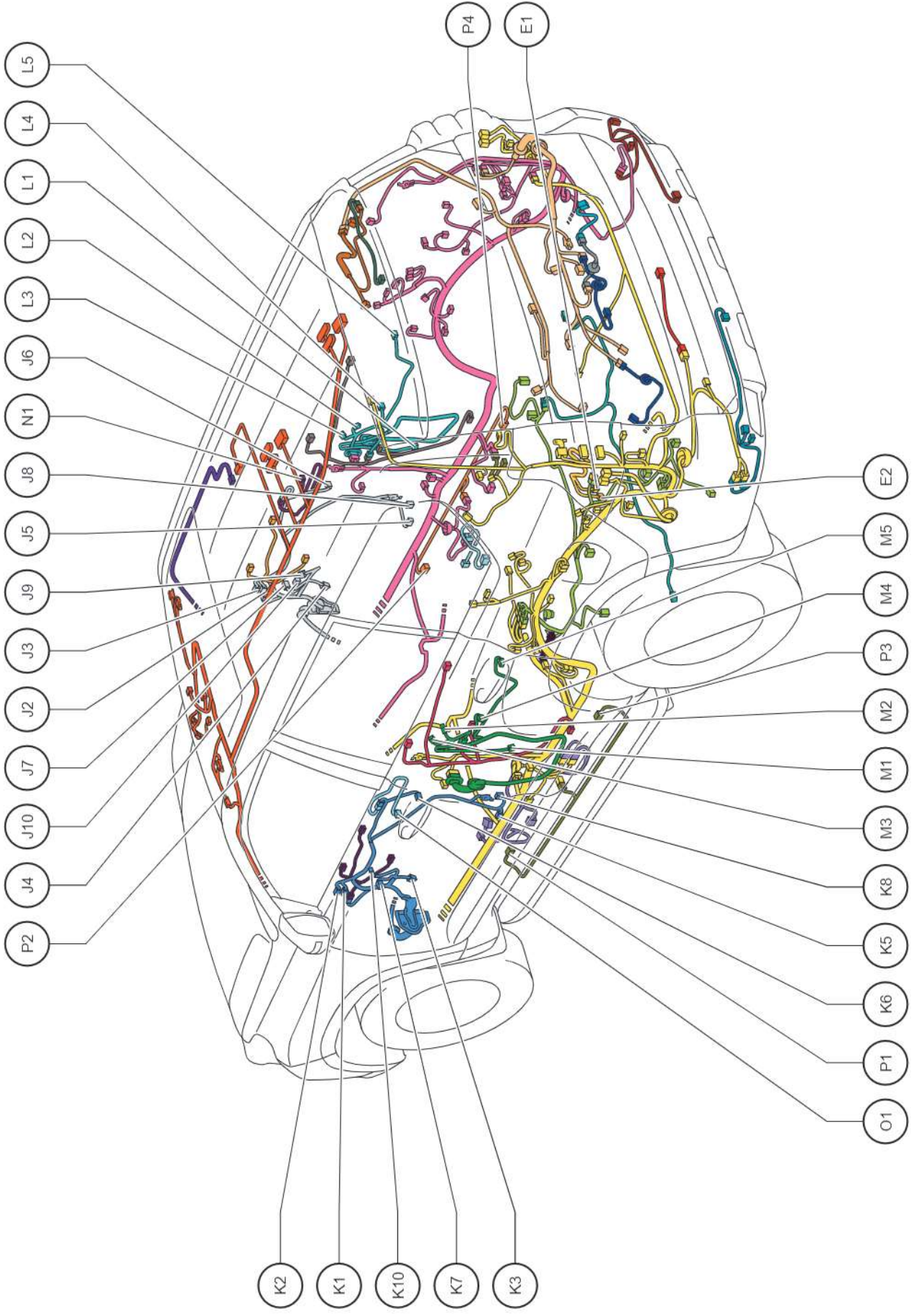


ZX1
Dark Gray



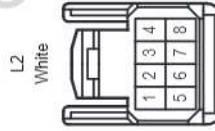
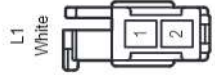
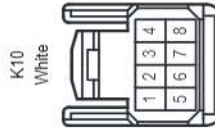
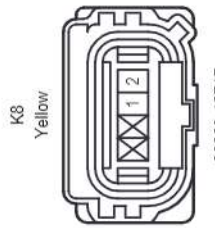
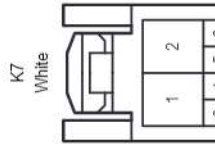
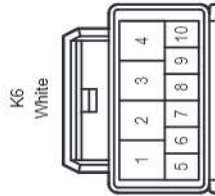
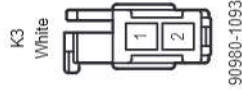
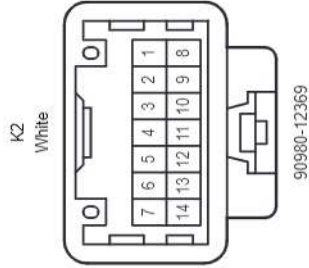
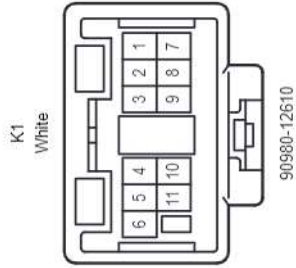
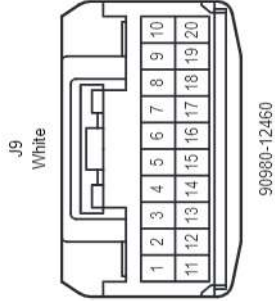
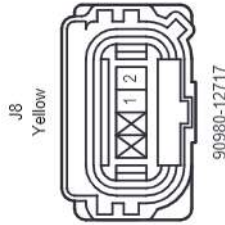
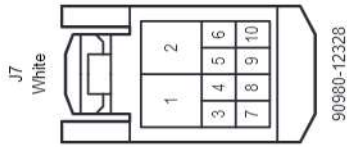
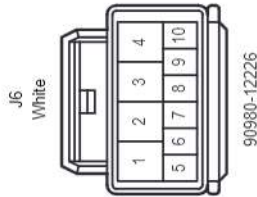
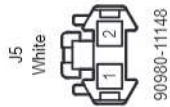
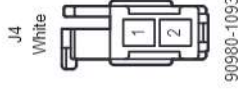
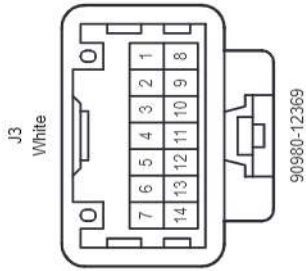
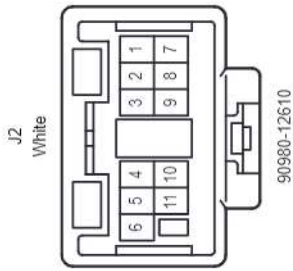
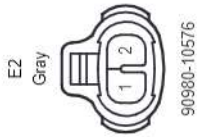
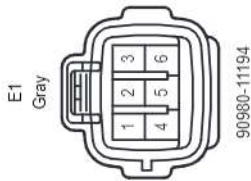


Position of Parts in Body (RHD 5-Door) (Before Aug. 2017 Production)

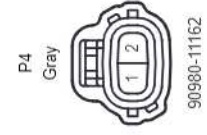
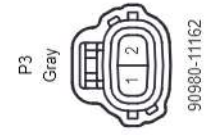
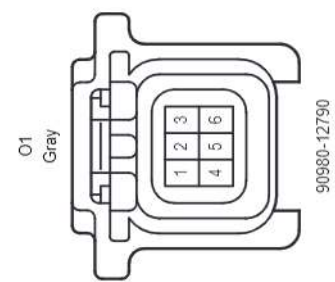
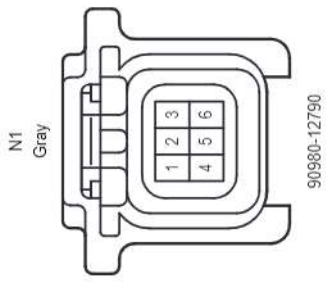
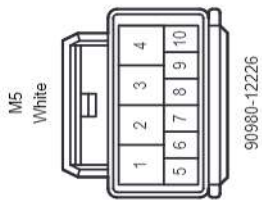
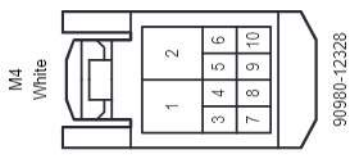
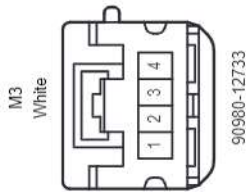
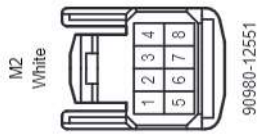
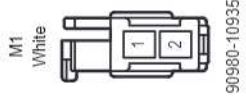
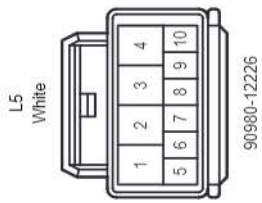
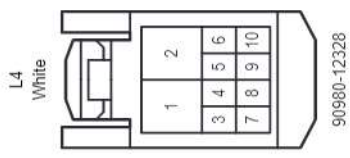
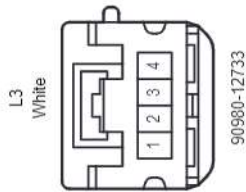


E	1	Differential Lock Shift Actuator
E	2	No. 1 Transfer Indicator Switch
J	2	Outer Rear View Mirror Assembly RH
J	3	Outer Rear View Mirror Assembly RH
J	4	Front No. 2 Speaker Assembly RH
J	5	Front Door Courtesy Light Assembly RH
J	6	Front Door with Motor Lock Assembly RH
J	7	Front Power Window Regulator Motor Assembly RH
J	8	Side Airbag Sensor Assembly RH
J	9	Multiplex Network Master Switch Assembly
J	10	Seat Memory Switch
K	1	Outer Rear View Mirror Assembly LH
K	2	Outer Rear View Mirror Assembly LH
K	3	Front No. 2 Speaker Assembly LH
K	5	Front Door Courtesy Light Assembly LH
K	6	Front Door with Motor Lock Assembly LH
K	7	Front Power Window Regulator Motor Assembly LH
K	8	Side Airbag Sensor Assembly LH
K	10	Front Power Window Regulator Switch Assembly LH
L	1	Rear Speaker Set RH
L	2	Rear Power Window Regulator Switch Assembly RH
L	3	Rear No. 2 Speaker Assembly RH
L	4	Rear Power Window Regulator Motor Assembly RH
L	5	Rear Door Lock Assembly RH
M	1	Rear Speaker Set LH
M	2	Rear Power Window Regulator Switch Assembly LH
M	3	Rear No. 2 Speaker Assembly LH
M	4	Rear Power Window Regulator Motor Assembly LH
M	5	Rear Door Lock Assembly LH
N	1	Electrical Key Antenna RH
O	1	Electrical Key Antenna LH
P	1	Front Side Step Light LH
P	2	Front Side Step Light RH
P	3	Rear Side Step Light LH
P	4	Rear Side Step Light RH

Position of Parts in Body (RHD 5-Door) (Before Aug. 2017 Production)

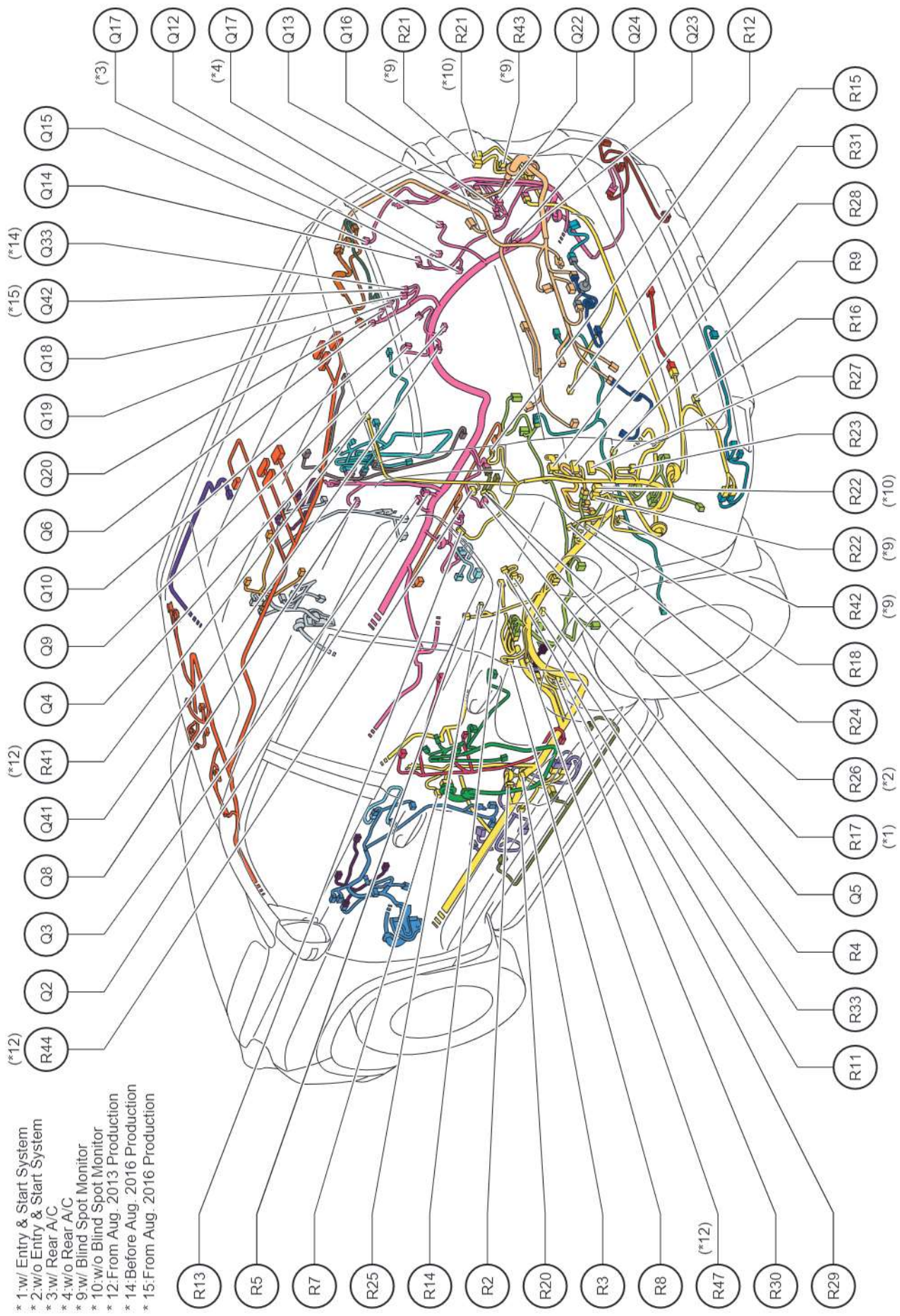


Position of Parts in Body (RHD 5-Door) (Before Aug. 2017 Production)



Position of Parts in Body (RHD 5-Door) (Before Aug. 2017 Production)

- * 1:w/ Entry & Start System
- * 2:w/o Entry & Start System
- * 3:w/ Rear A/C
- * 4:w/o Rear A/C
- * 9:w/ Blind Spot Monitor
- * 10:w/o Blind Spot Monitor
- * 12:From Aug. 2013 Production
- * 14:Before Aug. 2016 Production
- * 15:From Aug. 2016 Production

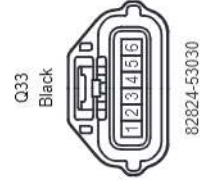
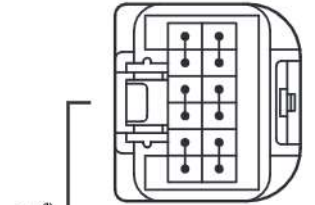
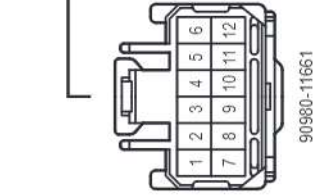
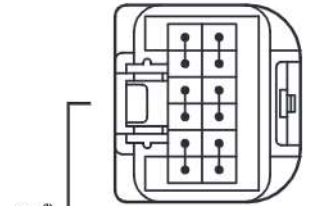
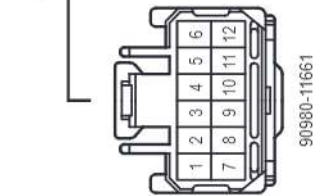
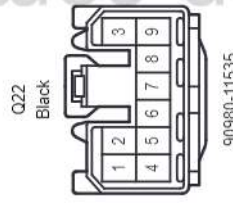
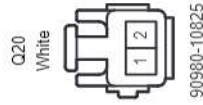
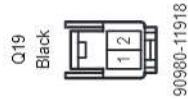
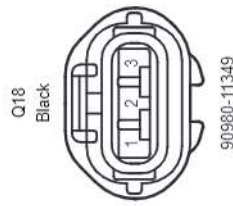
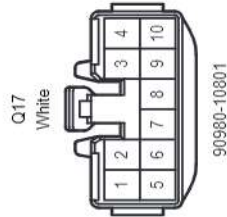
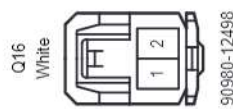
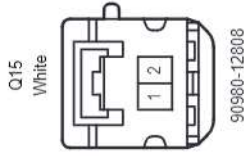
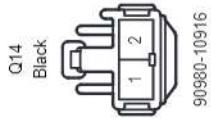
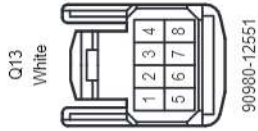
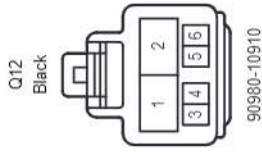
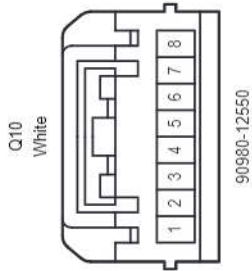
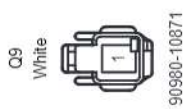
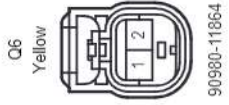
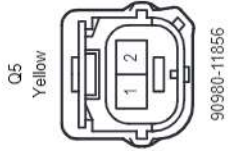
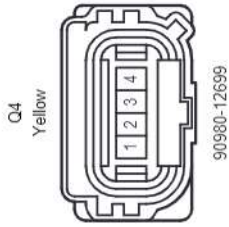
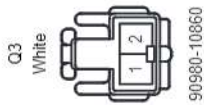
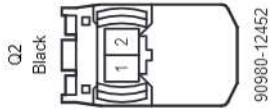


- Q 2 Front Seat Outer Belt Assembly RH
- Q 3 Front Seat Outer Belt Assembly RH
- Q 4 Rear Side Airbag Sensor Assembly RH
- Q 5 Rear Floor Side Airbag Sensor
- Q 6 Curtain Shield Airbag Assembly RH
- Q 8 Front Door Courtesy Light Switch Assembly RH
- Q 9 Rear Door Courtesy Light Switch Assembly RH
- Q 10 Rear Power Seat Switch RH
- Q 12 Rear Blower with Fan Motor Sub-Assembly
- Q 13 Rear A/C Blower Assembly
- Q 14 Rear Blower with Fan Motor Sub-Assembly
- Q 15 Rear Header Speaker Assembly RH
- Q 16 Rear Power Point Socket Assembly
- Q 17 Voltage Inverter Assembly
- Q 18 Theft Warning Siren Assembly
- Q 19 Rear No. 1 Cooler Thermistor
- Q 20 Glass Breakage Sensor RH (Quarter Glass RH)
- Q 22 Power Outlet Socket
- Q 23 Junction Connector
- Q 24 Junction Connector
- Q 33 Theft Warning Siren Assembly
- Q 41 Junction Connector
- Q 42 Theft Warning Siren Assembly
- R 2 Front Seat Outer Belt Assembly LH
- R 3 Front Seat Outer Belt Assembly LH
- R 4 Rear Side Airbag Sensor Assembly LH
- R 5 Curtain Shield Airbag Assembly LH
- R 7 Front Door Courtesy Light Switch Assembly LH
- R 8 Rear Door Courtesy Light Switch Assembly LH
- R 9 Back Door Courtesy Light Switch Assembly
- R 11 Rear Power Seat Switch LH
- R 12 No. 2 Fold Seat Switch Assembly
- R 13 Rear Header Speaker Assembly LH
- R 14 No. 2 Indoor Electrical Key Antenna Assembly
- R 15 No. 3 Indoor Electrical Key Antenna Assembly
- R 16 Outside Luggage Electrical Key Antenna
- R 17 Door Control Receiver
- R 18 Rear Acceleration Sensor Assembly

Position of Parts in Body (RHD 5-Door) (Before Aug. 2017 Production)

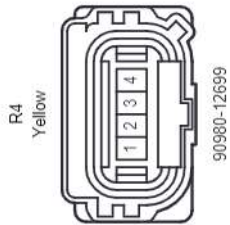
- R 42 Blind Spot Monitor Sensor LH
- R 43 Blind Spot Monitor Sensor RH
- R 44 Rear Cross Traffic Alert Buzzer (Blind Spot Monitor Buzzer)
- R 47 Junction Connector

Position of Parts in Body (RHD 5-Door) (Before Aug. 2017 Production)

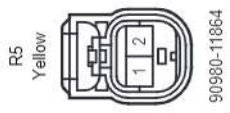


cardiagn.com

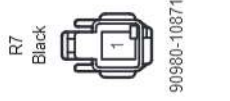
Position of Parts in Body (RHD 5-Door) (Before Aug. 2017 Production)



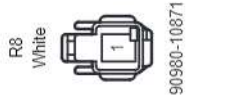
R4
Yellow
90980-12699



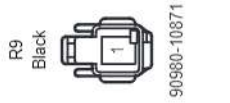
R5
Yellow
90980-11864



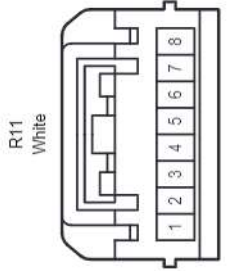
R7
Black
90980-10871



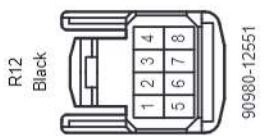
R8
White
90980-10871



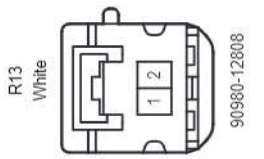
R9
Black
90980-10871



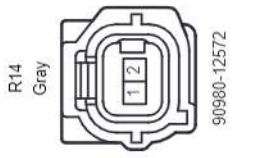
R11
White
90980-12550



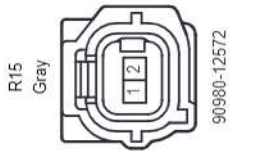
R12
Black
90980-12551



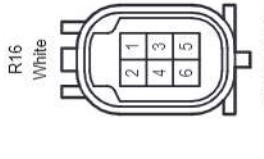
R13
White
90980-12808



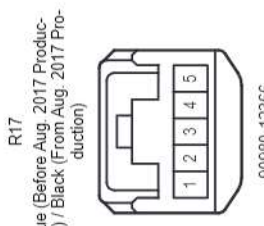
R14
Gray
90980-12572



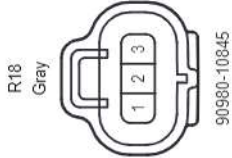
R15
Gray
90980-12572



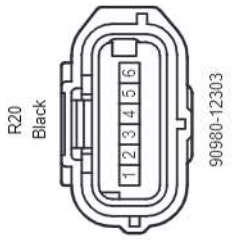
R16
White
90980-12381



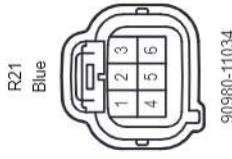
R17
Blue (Before Aug. 2017 Production) / Black (From Aug. 2017 Production)
90980-12366



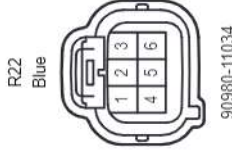
R18
Gray
90980-10845



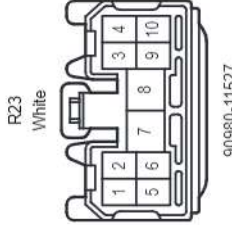
R20
Black
90980-12303



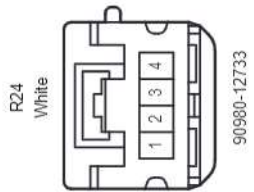
R21
Blue
90980-11034



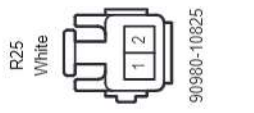
R22
Blue
90980-11034



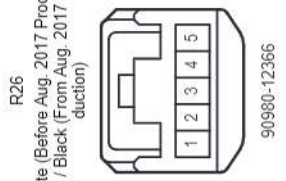
R23
White
90980-11527



R24
White
90980-12733



R25
White
90980-10825



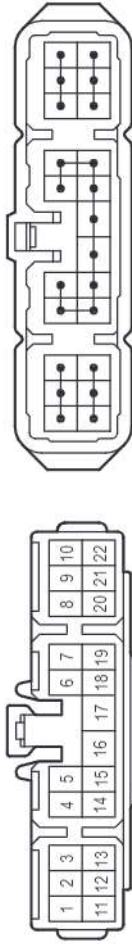
R26
White (Before Aug. 2017 Production) / Black (From Aug. 2017 Production)
90980-12366

cardiagn.com

R27
Dark Gray

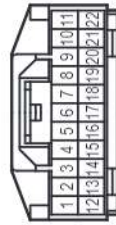
Position of Parts in Body (RHD 5-Door) (Before Aug. 2017 Production)

R28
White

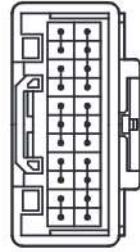


90980-10875

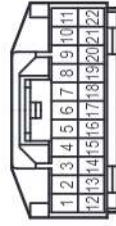
R29
Blue



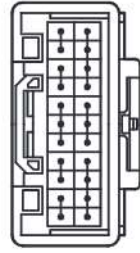
90980-11915



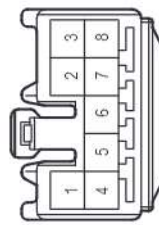
R30
Blue



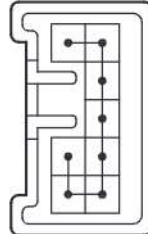
90980-11915



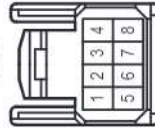
R31
White



90980-11686

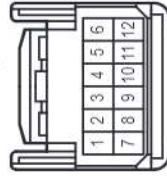


R33
Black



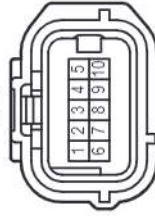
90980-12551

R41
Black (Before Aug. 2017 Production) / White (From Aug. 2017 Production)



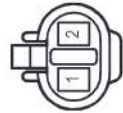
90980-12552

R42
Black



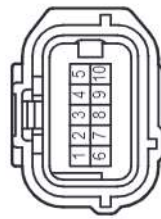
90980-12380

R44
Black



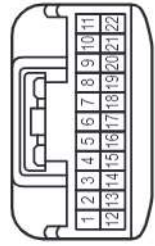
90980-11142

R43
Black

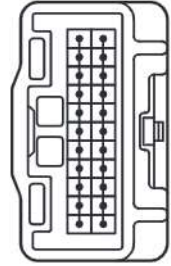


90980-12380

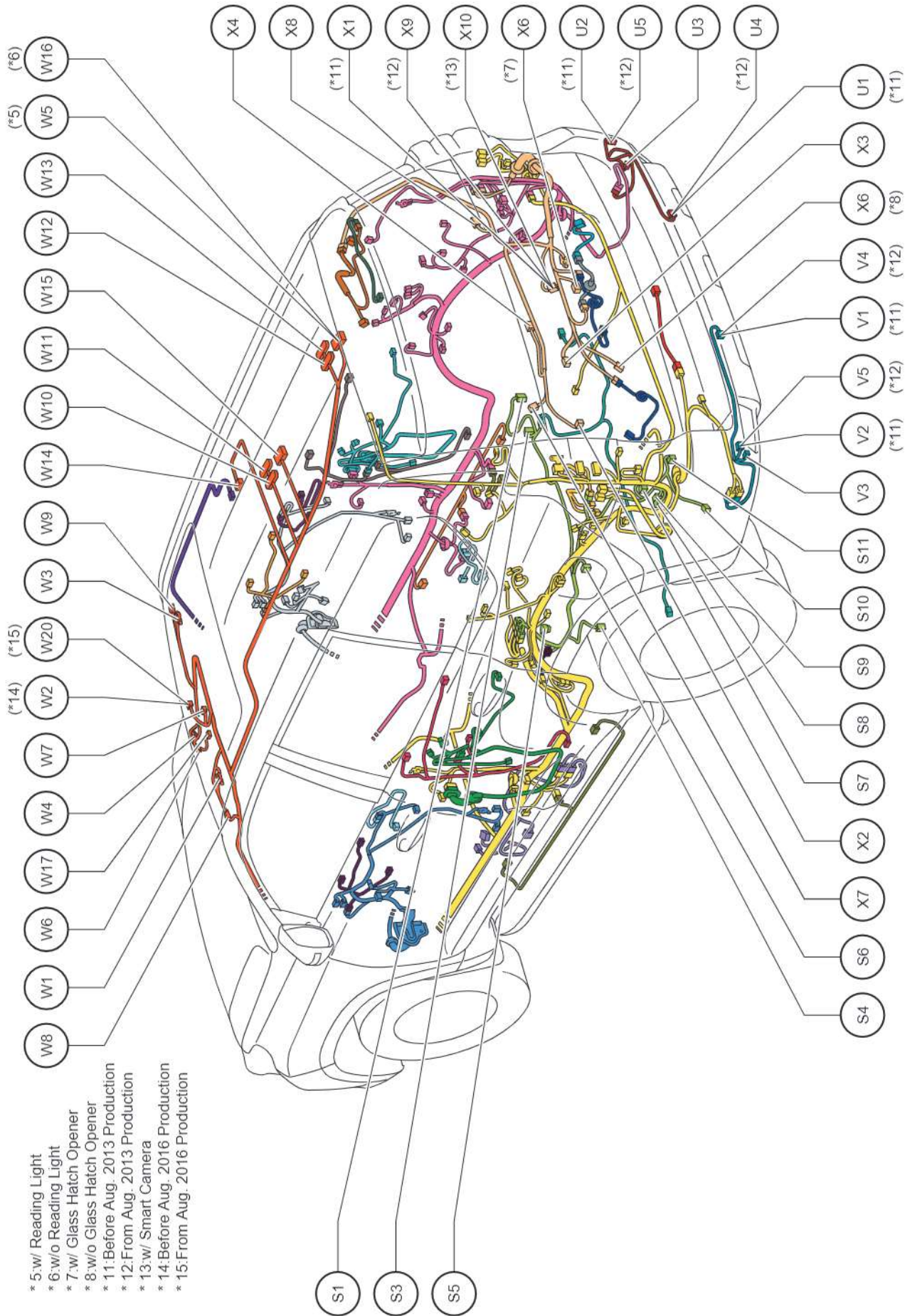
R47
Gray



90980-12372



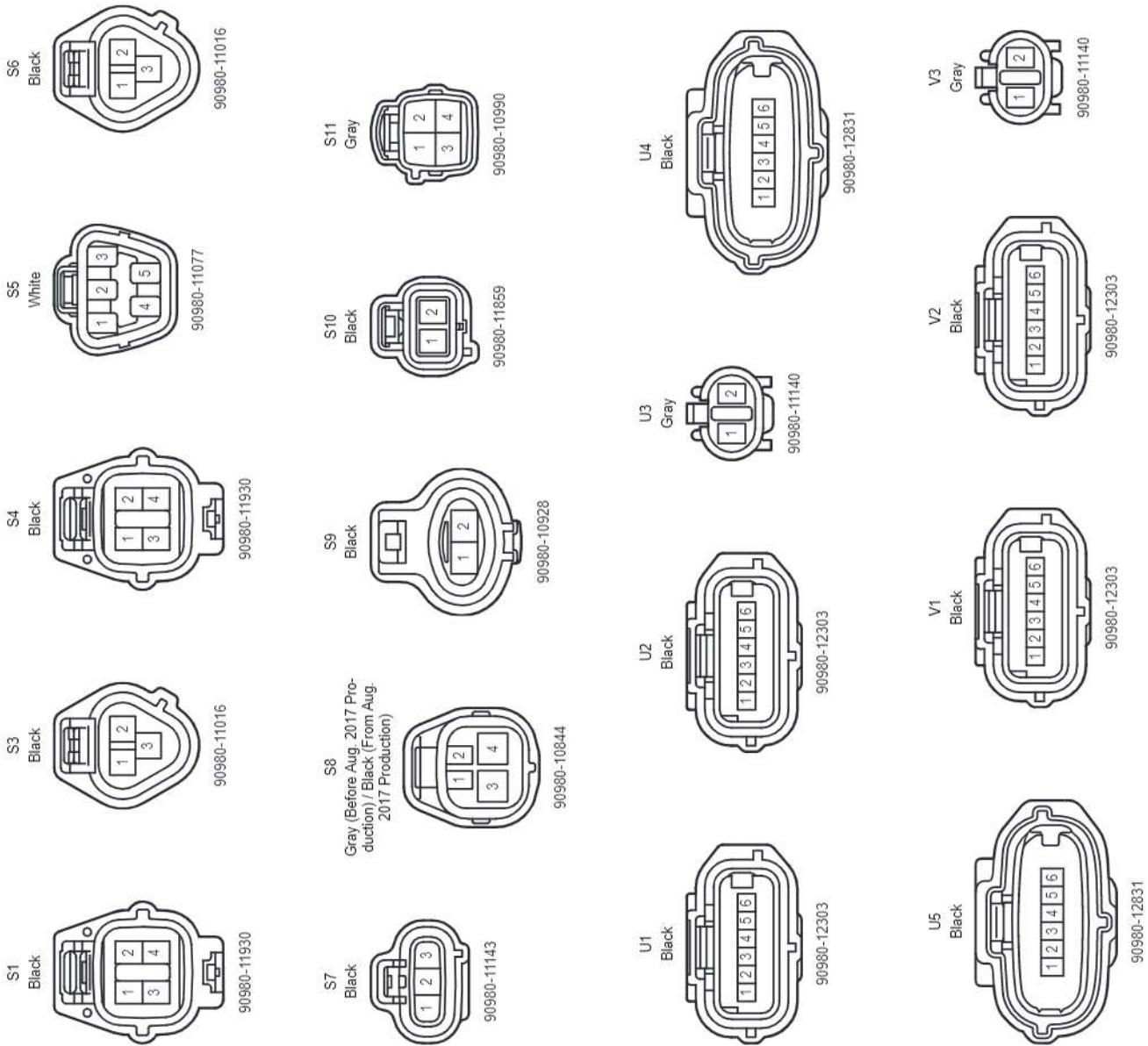
Position of Parts in Body (RHD 5-Door) (Before Aug. 2017 Production)



- * 5:w/ Reading Light
- * 6:w/o Reading Light
- * 7:w/ Glass Hatch Opener
- * 8:w/o Glass Hatch Opener
- * 11:Before Aug. 2013 Production
- * 12:From Aug. 2013 Production
- * 13:w/ Smart Camera
- * 14:Before Aug. 2016 Production
- * 15:From Aug. 2016 Production

S	1	Rear Shock Absorber Assembly RH
S	3	Rear Height Control Sensor Sub-Assembly RH
S	4	Rear Shock Absorber Assembly LH
S	5	Fuel Sender Gauge Assembly
S	6	Rear Height Control Sensor Sub-Assembly LH
S	7	Height Control Valve
S	8	Fuel Pump Control ECU Assembly
S	9	Fuel Pump Control ECU Assembly
S	10	Height Control Exhaust Valve (Height Control Compressor)
S	11	Height Control Compressor Motor (Height Control Compressor Assembly)
U	1	Rear No. 1 Ultrasonic Sensor Center RH
U	2	Rear No. 1 Ultrasonic Sensor RH
U	3	Rear Fog Light Assembly RH
U	4	Rear No. 1 Ultrasonic Sensor Center RH
U	5	Rear No. 1 Ultrasonic Sensor RH
V	1	Rear No. 1 Ultrasonic Sensor Center LH
V	2	Rear No. 1 Ultrasonic Sensor LH
V	3	Rear Fog Light Assembly LH
V	4	Rear No. 1 Ultrasonic Sensor Center LH
V	5	Rear No. 1 Ultrasonic Sensor LH
W	1	Vanity Light Assembly LH
W	2	Sliding Roof Control ECU
W	3	Vanity Light Assembly RH
W	4	Inner Rear View Mirror Assembly
W	5	No. 2 Room Light Assembly
W	6	Rain Sensor
W	7	Map Light Assembly
W	8	Visor Assembly LH
W	9	Visor Assembly RH
W	10	No. 1 Room Light Assembly LH
W	11	No. 1 Room Light Assembly RH
W	12	No. 2 Room Light Assembly LH
W	13	No. 2 Room Light Assembly RH
W	14	Television Display Assembly
W	15	No. 1 Room Light Assembly
W	16	No. 2 Room Light Assembly
W	17	Inner Rear View Mirror Assembly
W	20	Sliding Roof Control ECU

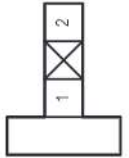
Position of Parts in Body (RHD 5-Door) (Before Aug. 2017 Production)



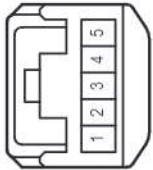
cardiagn.com

Position of Parts in Body (RHD 5-Door) (Before Aug. 2017 Production)

W3
Gray




W4
White



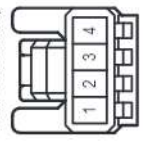
90980-12366

W5
Gray



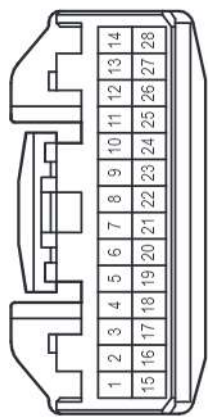
W6

Blue (Before Aug. 2017 Production) / Black (From Aug. 2017 Production)



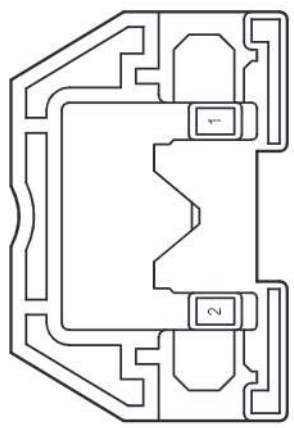
82824-50130

W7
White



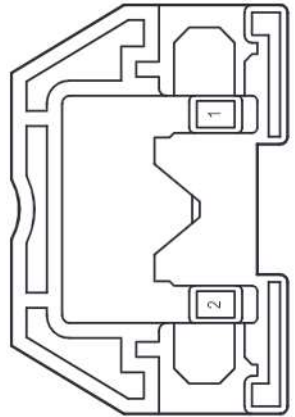
90980-12555

W8
White



90980-12322

W9
White



90980-12322

W10
Gray



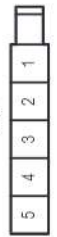
W11
Gray



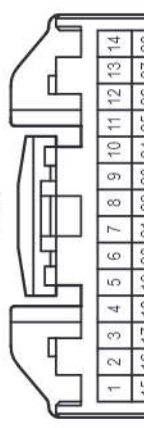
W12
Gray




W13
Gray



W14
White

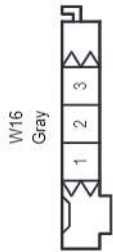


W15
Gray

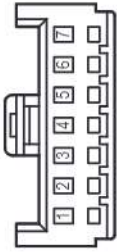


cardiagn.com

Position of Parts in Body (RHD 5-Door) (Before Aug. 2017 Production)

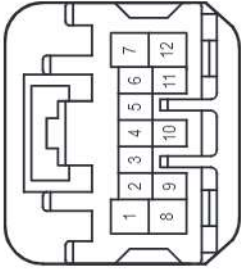


W16
Gray



W17
Black

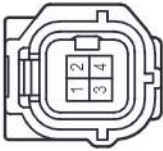
90980-11794



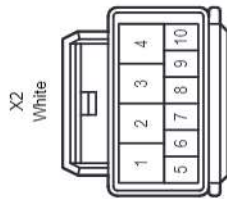
W20
White

90980-12812

X1
Black



90980-12495



X2
White

90980-12226



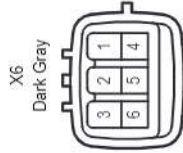
X3
White

90980-11155



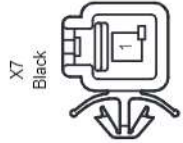
X4
White

90980-10795



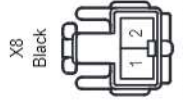
X6
Dark Gray

90980-11193



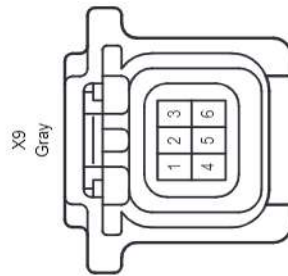
X7
Black

90980-11097



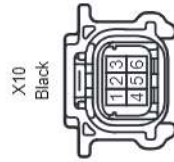
X8
Black

90980-10860



X9
Gray

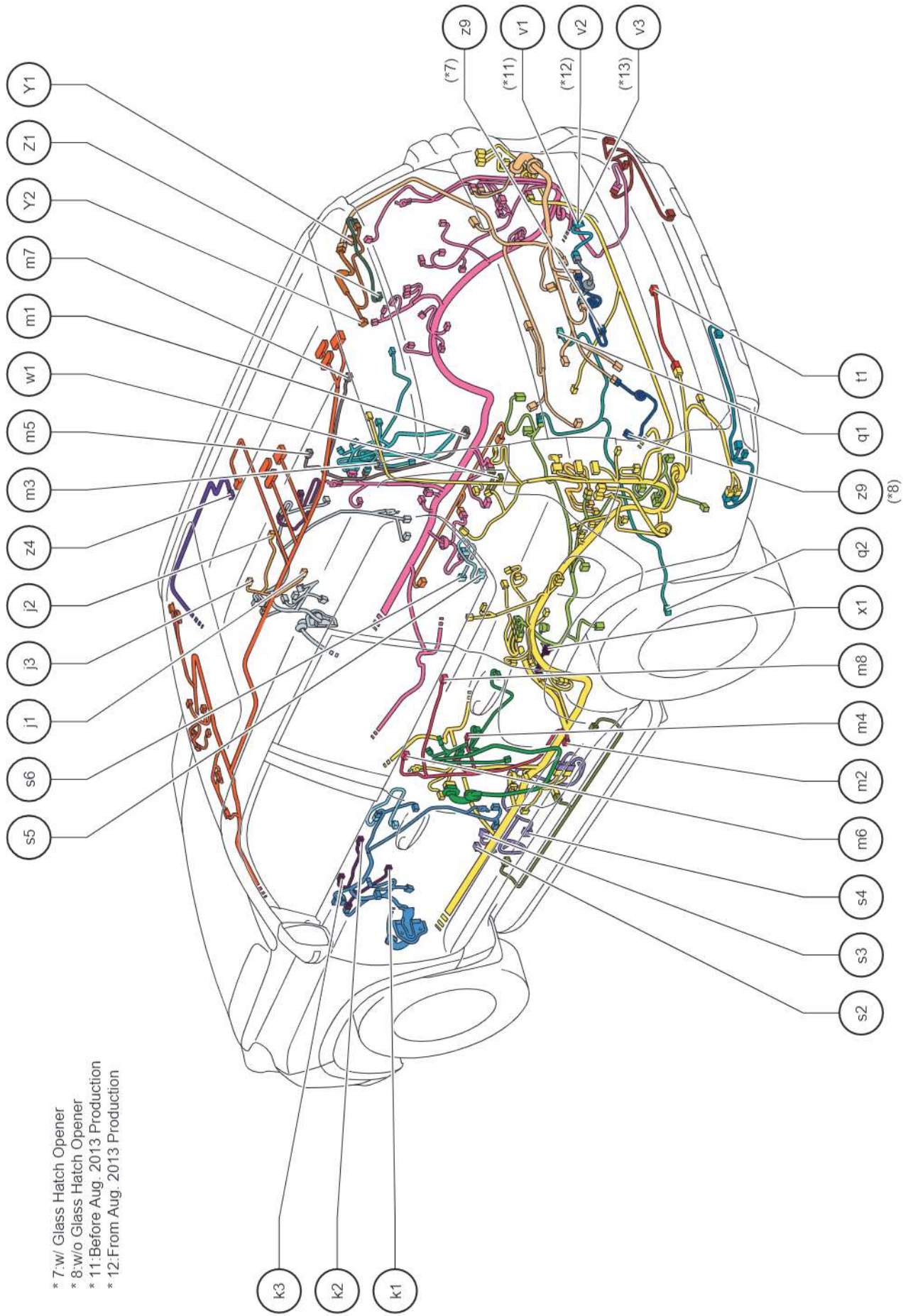
90980-12790



X10
Black

90980-12A59

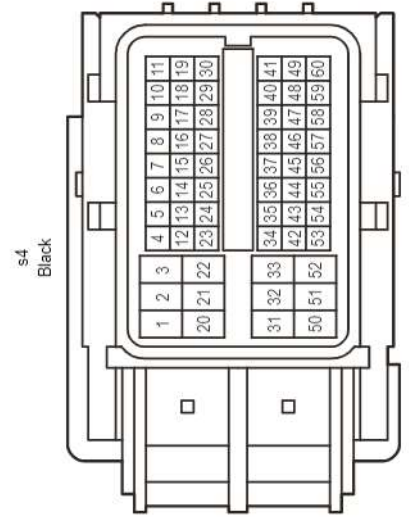
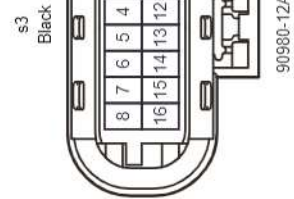
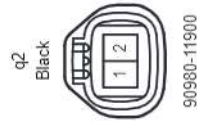
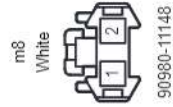
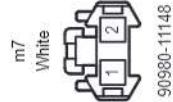
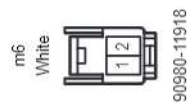
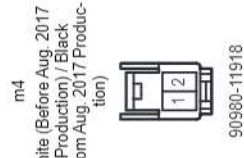
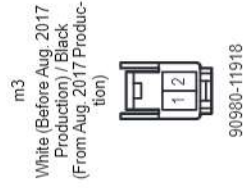
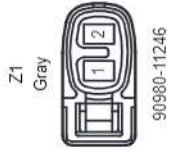
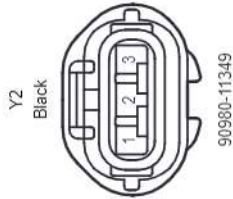
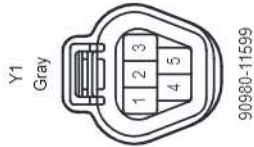
Position of Parts in Body (RHD 5-Door) (Before Aug. 2017 Production)



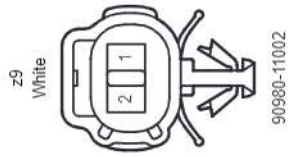
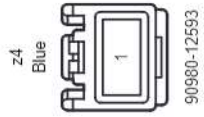
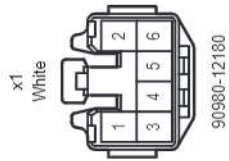
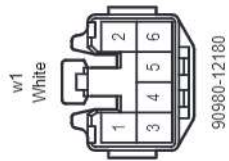
- * 7:w/ Glass Hatch Opener
- * 8:w/o Glass Hatch Opener
- * 11:Before Aug. 2013 Production
- * 12:From Aug. 2013 Production

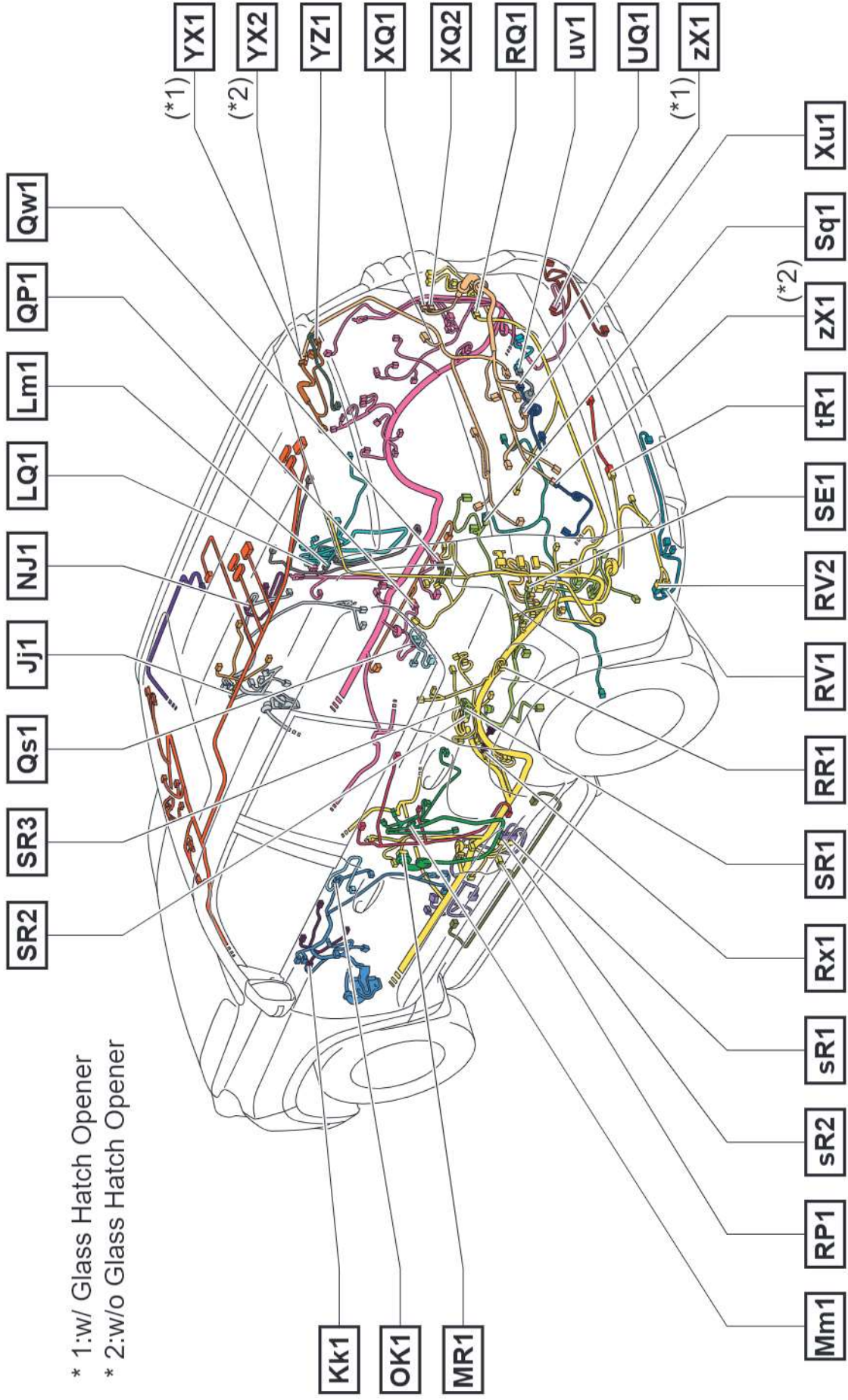
Y	1	Rear Wiper Motor Assembly
Y	2	Rear Window Defogger (Back Door Glass)
Z	1	Center Stop Light Assembly
j	1	Front Door Pocket Illumination RH
j	2	Front Door Trim Illumination RH
j	3	Front Door Inside Handle Illumination Light Assembly RH
k	1	Front Door Pocket Illumination LH
k	2	Front Door Trim Illumination LH
k	3	Front Door Inside Handle Illumination Light Assembly LH
m	1	Rear Door Courtesy Light Assembly RH
m	2	Rear Door Courtesy Light Assembly LH
m	3	Rear Door Pocket Illumination RH
m	4	Rear Door Pocket Illumination LH
m	5	Rear Door Inside Handle Illumination Light Assembly RH
m	6	Rear Door Inside Handle Illumination Light Assembly LH
m	7	Rear Door Trim Illumination RH
m	8	Rear Door Trim Illumination LH
q	1	Rear Speed Sensor RH
q	2	Rear Speed Sensor LH
s	2	Urea Tube with Heater ASSY
s	3	Urea Pump
s	4	Urea Pump Control ECU
s	5	No. 4 Exhaust Gas Temperature Sensor
s	6	Nitrogen Oxides Sensor
t	1	Fuel Sender Gauge Assembly (Sub)
v	1	Rear Television Camera Assembly
v	2	Rear Television Camera Assembly
v	3	Rear Television Camera Assembly
w	1	Rear Seat Heater Assembly RH
x	1	Rear Seat Heater Assembly LH
z	4	Television Display Assembly
z	9	License Plate Light Assembly

Position of Parts in Body (RHD 5-Door) (Before Aug. 2017 Production)



Position of Parts in Body (RHD 5-Door) (Before Aug. 2017 Production)



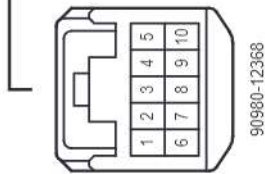


* 1:w/ Glass Hatch Opener

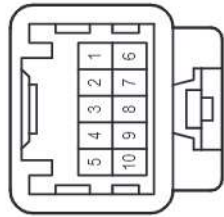
* 2:w/o Glass Hatch Opener

Wire and Wire in Body (RHD 5-Door) (Before Aug. 2017 Production)

Jj1
White

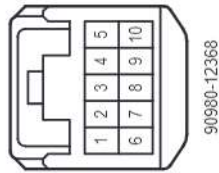


90980-12368

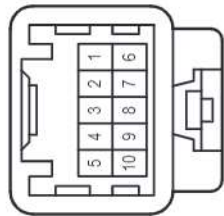


90980-12367

Kk1
White

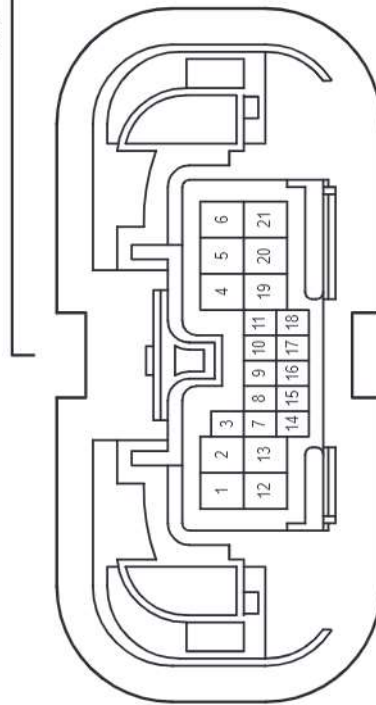


90980-12368

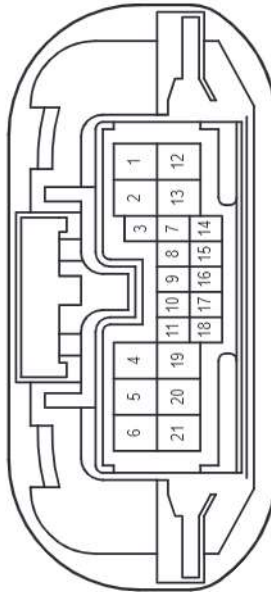


90980-12367

LQ1
White

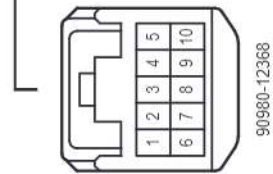


90980-12671

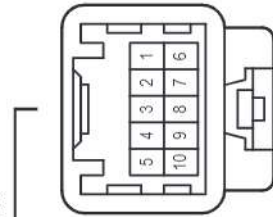


90980-12670

Lm1
White

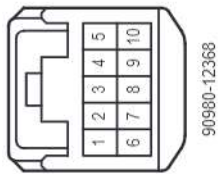


90980-12368

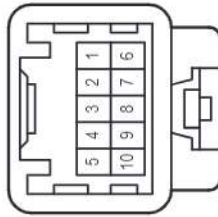


90980-12367

[M/m1]
White

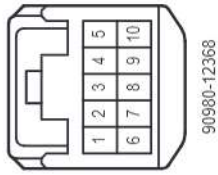


90980-12368

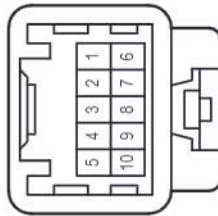


90980-12367

[NJ1]
White

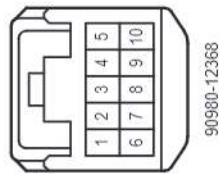


90980-12368

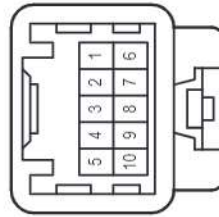


90980-12367

[OK1]
White



90980-12368

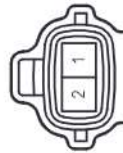


90980-12367

[QP1]
Gray

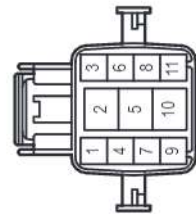


90980-11075

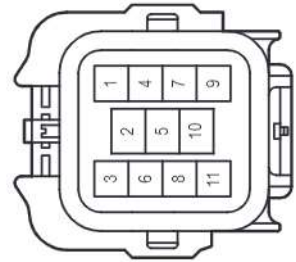


90980-11073

[Qs1]
Black

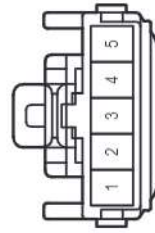


90980-11612

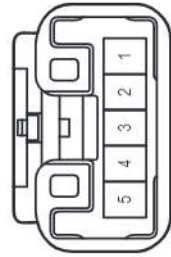


90980-11609

[Qw1]
White



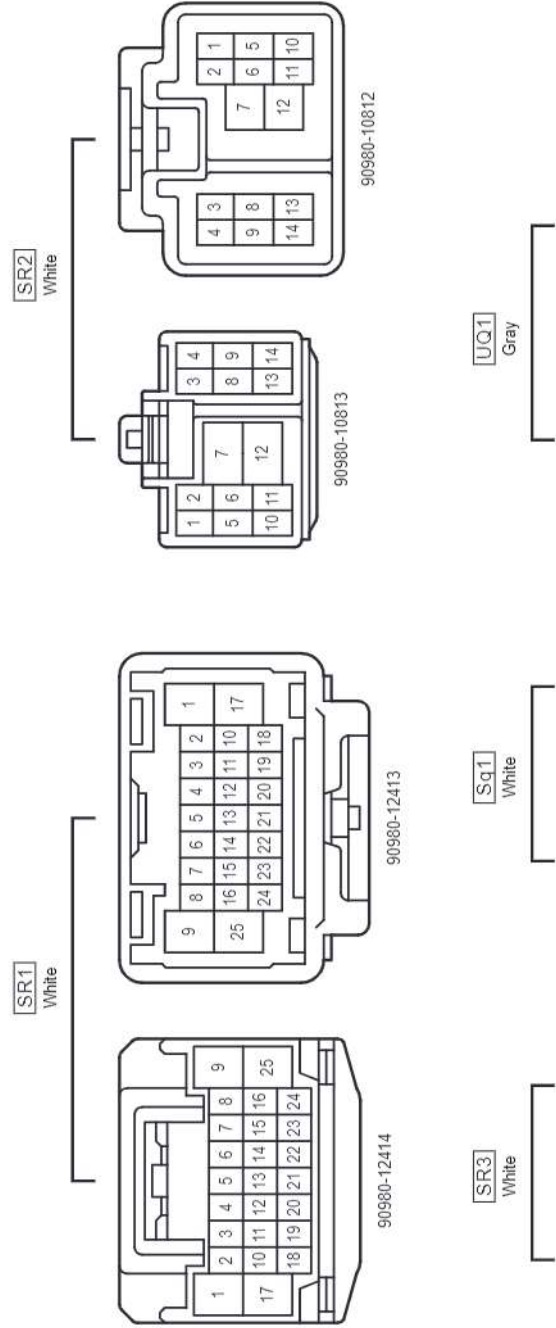
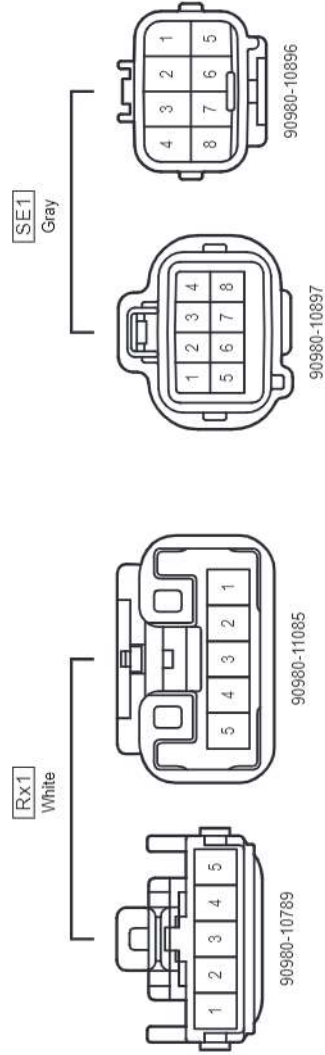
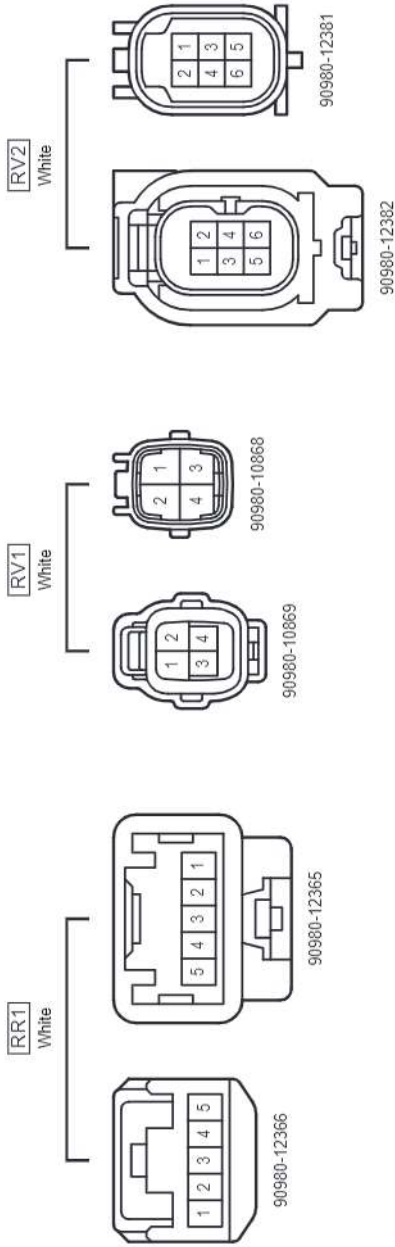
90980-10789



90980-11085

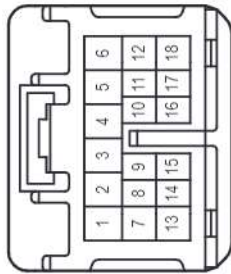
[RP1]
Gray

[RQ1]
White

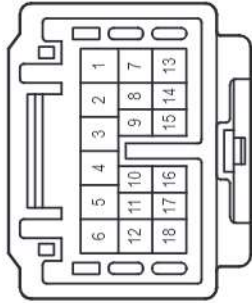


Wire and Wire in Body (RHD 5-Door) (Before Aug. 2017 Production)

XQ1
White

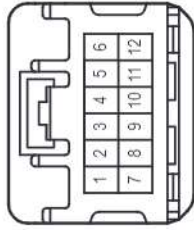


90980-12745

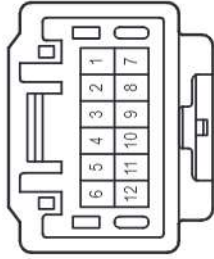


90980-12744

XQ2
White

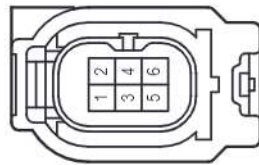


90980-12737

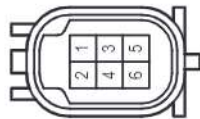


90980-12736

Xu1
Black

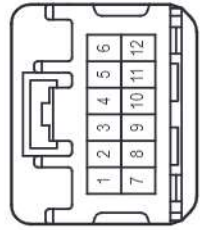


90980-12382

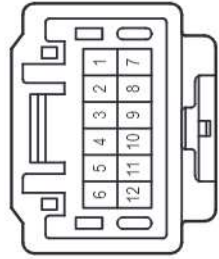


90980-12381

YX1
White

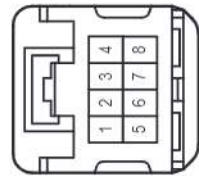


90980-12737

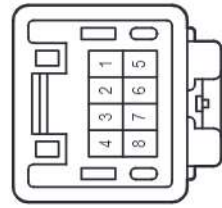


90980-12736

YX2
White



90980-12735




90980-12734

YZ1
White

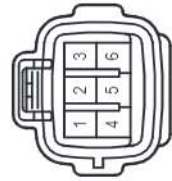


90980-11003

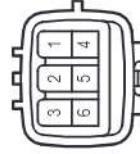


90980-11002

SR1
Black



90980-11194

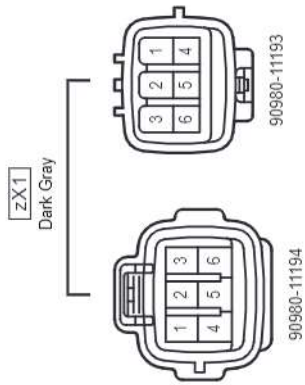


90980-11193

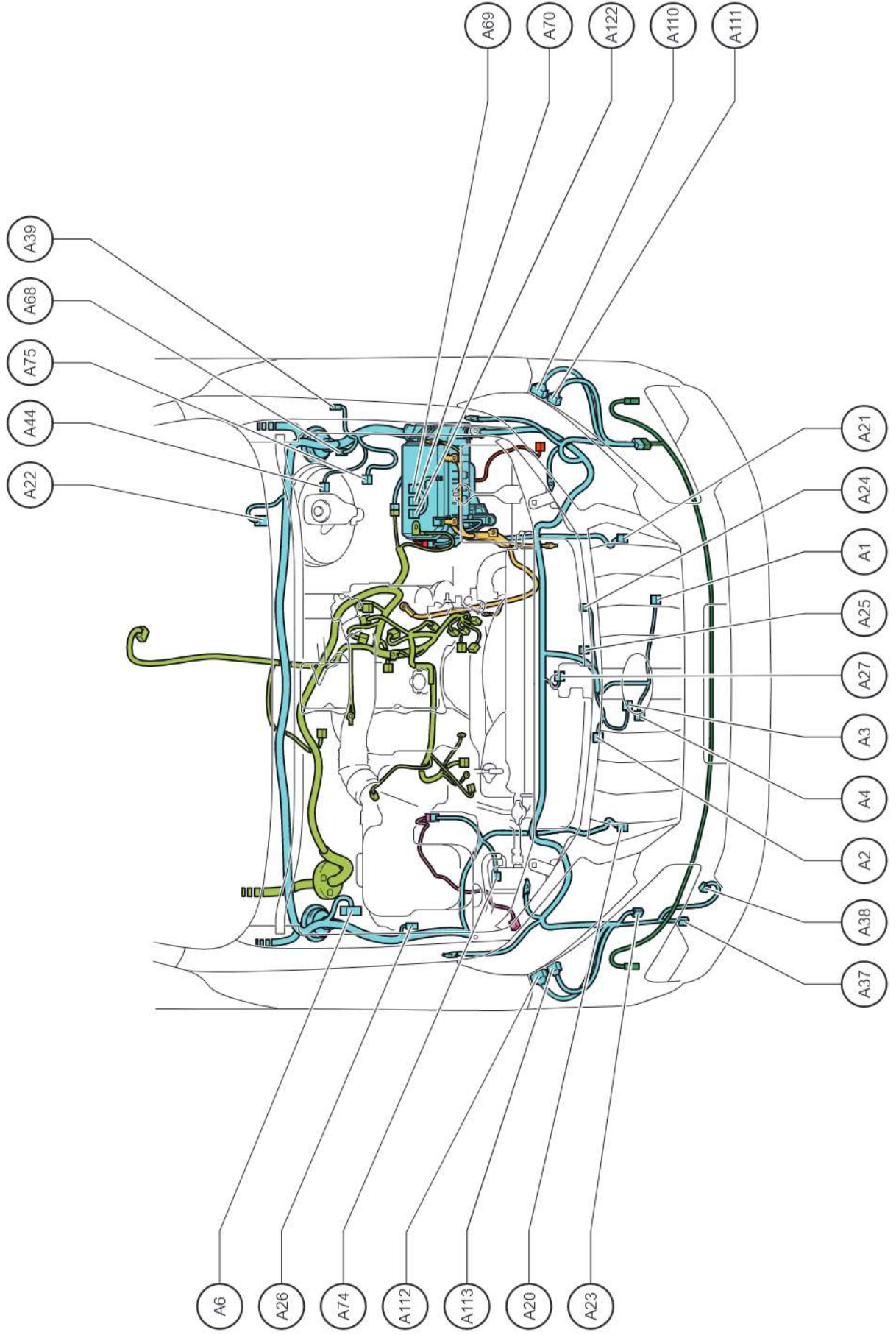
sR2
Gray

tR1
Gray

UV1
Black



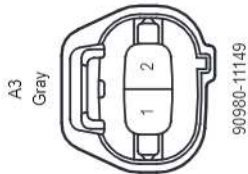

Position of Parts in Engine Compartment (LHD 5L-E) (From Aug. 2017 Production)



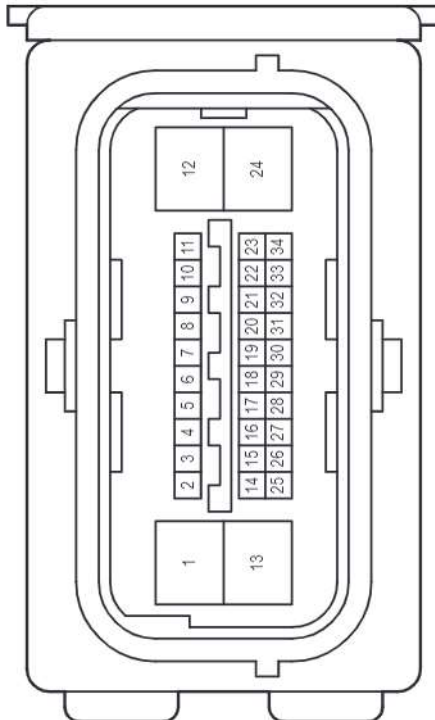
Position of Parts in Engine Compartment (LHD 5L-E) (From Aug. 2017 Production)

A 1	Ambient Temperature Sensor
A 2	A/C Pressure Sensor
A 3	No. 1 Pressure Switch
A 4	Condenser Fan Motor (With Shroud Blower Assembly)
A 6	Brake Actuator Assembly
A 20	Front Airbag Sensor RH
A 21	Front Airbag Sensor LH
A 22	Windshield Wiper Motor Assembly
A 23	Windshield Washer Motor and Pump Assembly
A 24	Low Pitched Horn Assembly
A 25	High Pitched Horn Assembly
A 26	Security Horn Assembly
A 27	Engine Hood Courtesy Switch
A 37	Headlight Cleaner Motor and Pump Assembly
A 38	Headlight Cleaner Control Relay
A 39	Wireless Door Lock Buzzer
A 44	Brake Fluid Level Warning Switch (Brake Master Cylinder Reservoir Assembly)
A 68	Junction Connector
A 69	Junction Connector
A 70	Junction Connector
A 74	Vacuum Warning Switch Assembly
A 75	Level Warning Switch (Fuel Filter Assembly)
A110	Headlight Assembly LH
A111	Headlight Assembly LH
A112	Headlight Assembly RH
A113	Headlight Assembly RH
A122	Junction Connector

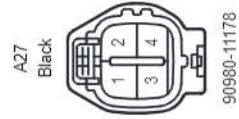
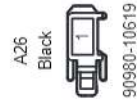
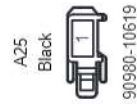

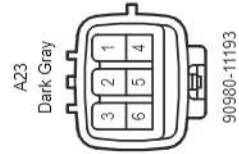
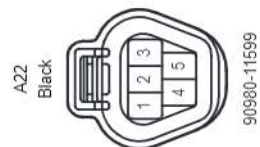
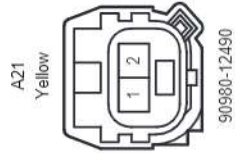
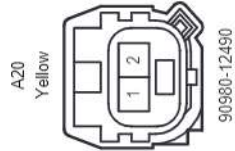
Position of Parts in Engine Compartment (LHD 5L-E) (From Aug. 2017 Production)



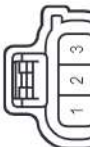
A6
Black



90980-12686



A37
Black



A38
Gray



A39
Gray

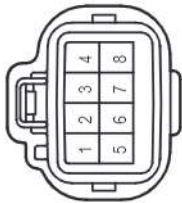


A44
Gray



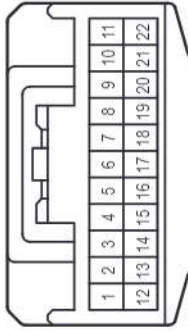
Position of Parts in Engine Compartment (LHD 5L-E) (From Aug. 2017 Production)

A68
Dark Gray

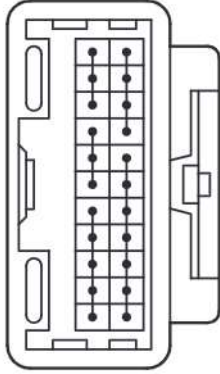


90980-10891

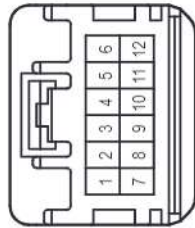
A69
White



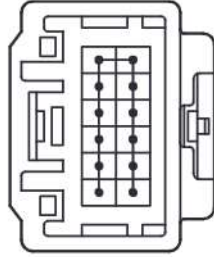
90980-12372



A70
White



90980-12737



A74
Gray



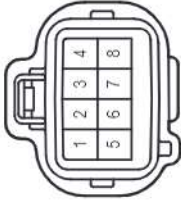
90980-11252

A75
Gray



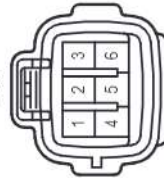
90980-11003

A110
Gray



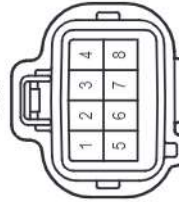
90980-10897

A111
Gray



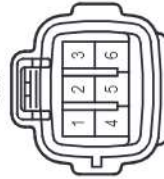
90980-11194

A112
Gray



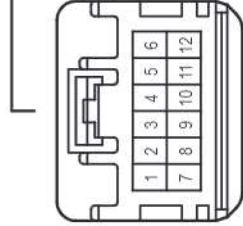
90980-10897

A113
Gray

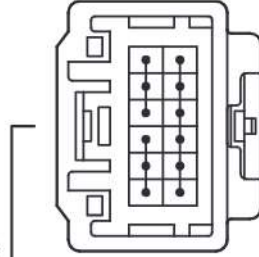


90980-11194

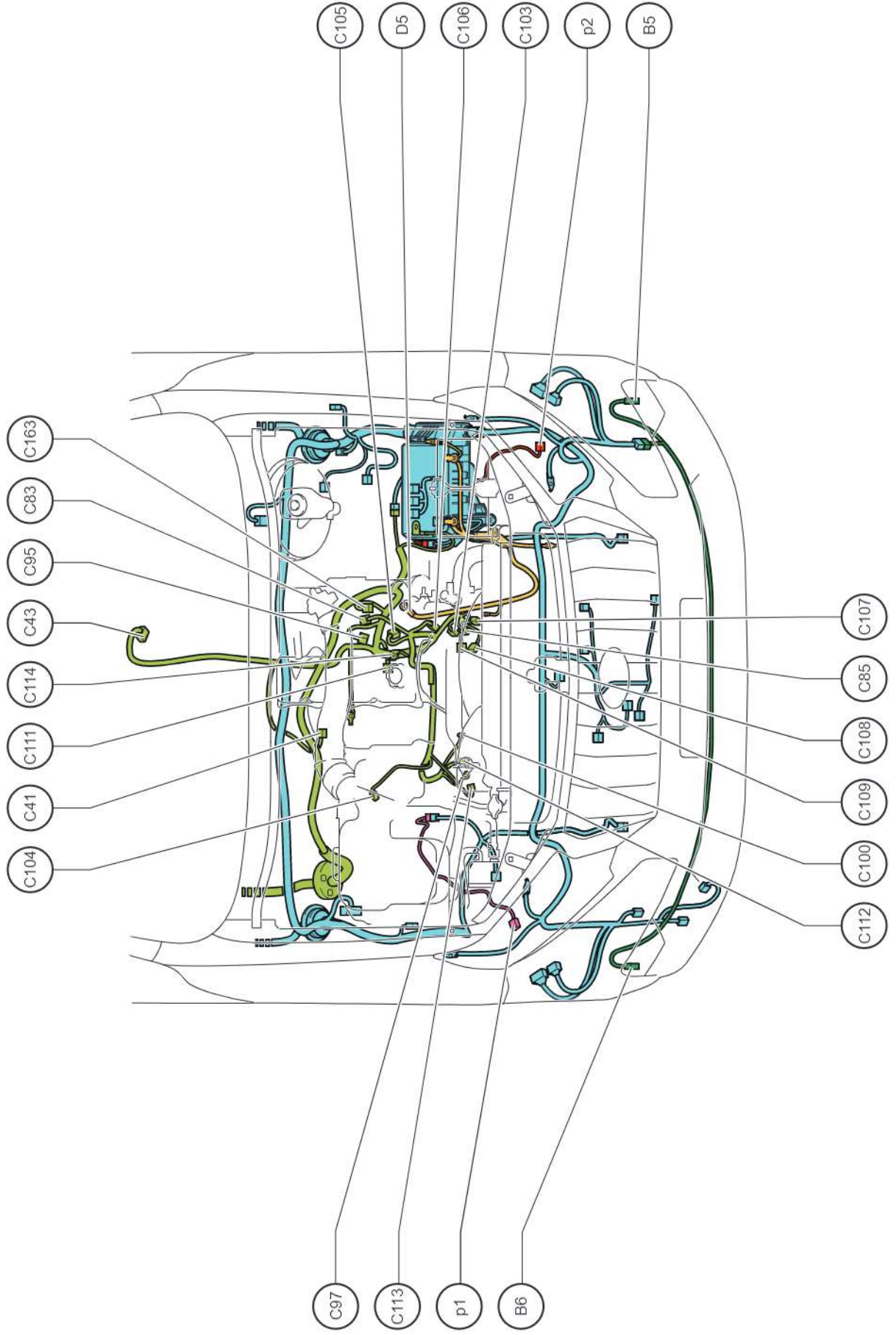
A122
Black



90980-12737



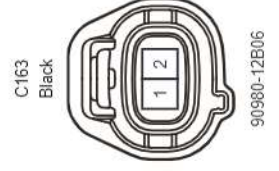
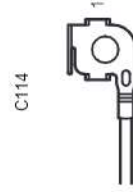
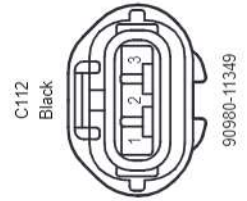
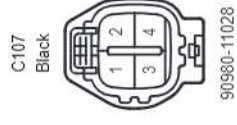
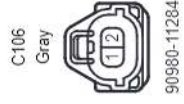
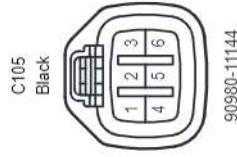
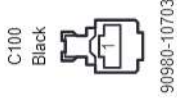
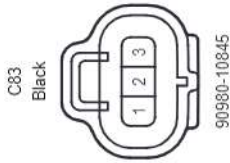
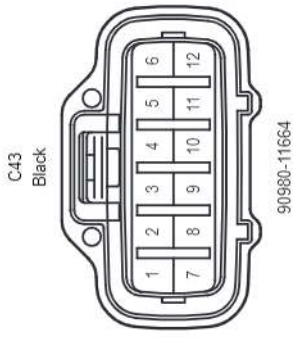
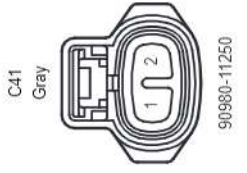
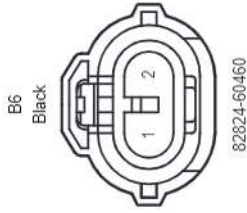
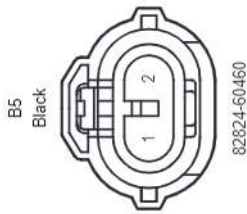
Position of Parts in Engine Compartment (LHD 5L-E) (From Aug. 2017 Production)



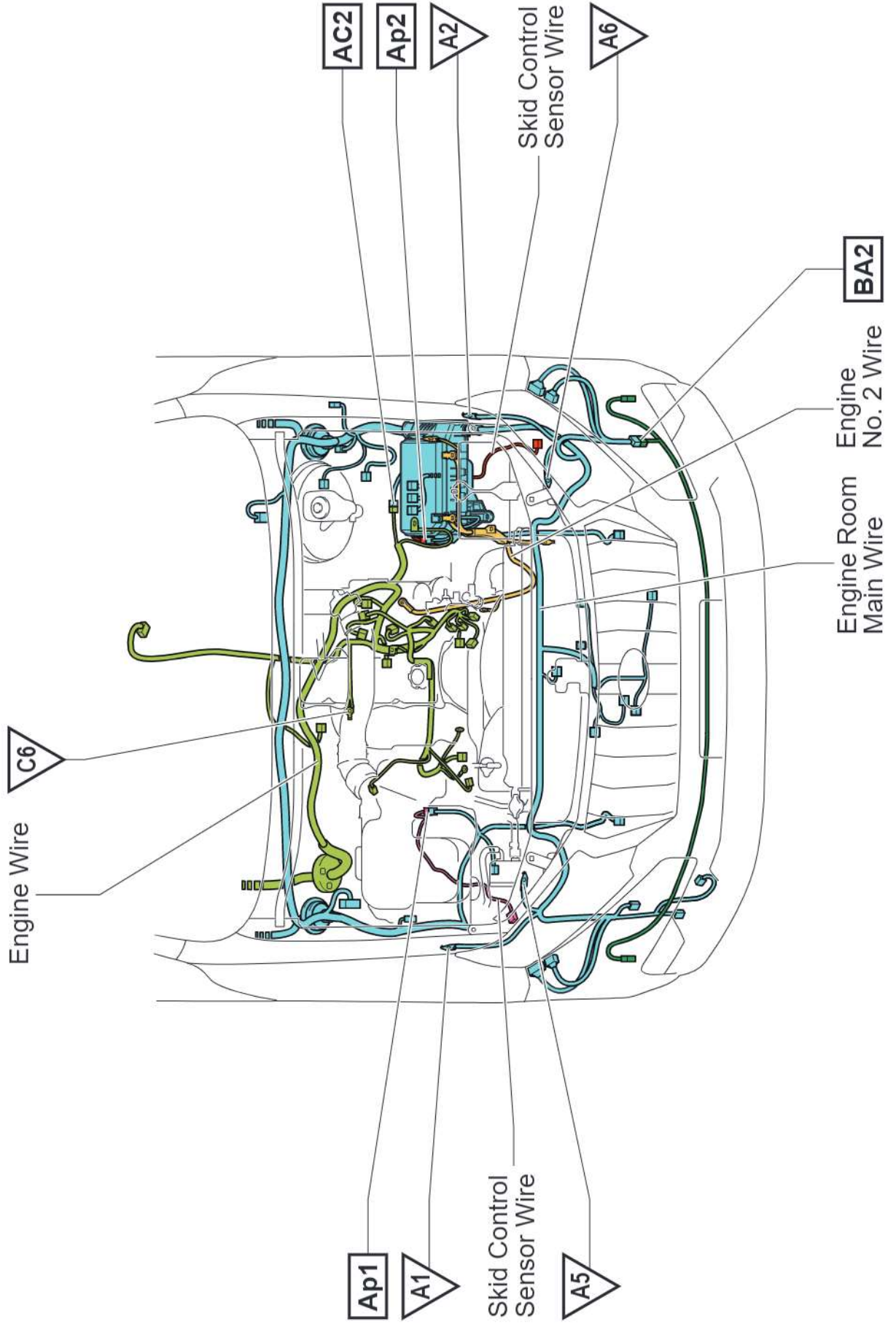
Position of Parts in Engine Compartment (LHD 5L-E) (From Aug. 2017 Production)

- B 5 Fog Light Assembly LH
- B 6 Fog Light Assembly RH
- C 41 Back-Up Light Switch Assembly
- C 43 Transfer Shift Actuator Assembly
- C 83 Vacuum Sensor (Diesel Turbo Pressure Sensor)
- C 85 Fuel Temperature Sensor
- C 95 Starter Assembly
- C 97 Generator Assembly
- C100 Engine Oil Pressure Switch Assembly
- C103 Cam Position Sensor
- C104 Intake Air Temperature Sensor
- C105 Throttle Control Motor
- C106 Spill Control Valve
- C107 Injection Pump
- C108 Timing Control Valve
- C109 Crank Position Sensor
- C111 Diesel Engine Coolant Temperature Sensor
- C112 Generator Assembly
- C113 Cooler Compressor Assembly
- C114 Glow Plug Assembly
- C163 Throttle Open Switch
- D 5 Starter Assembly
- p 1 Front Speed Sensor RH
- p 2 Front Speed Sensor LH

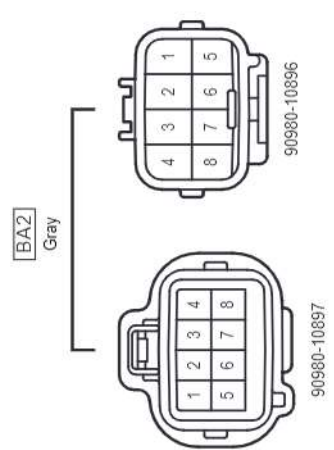
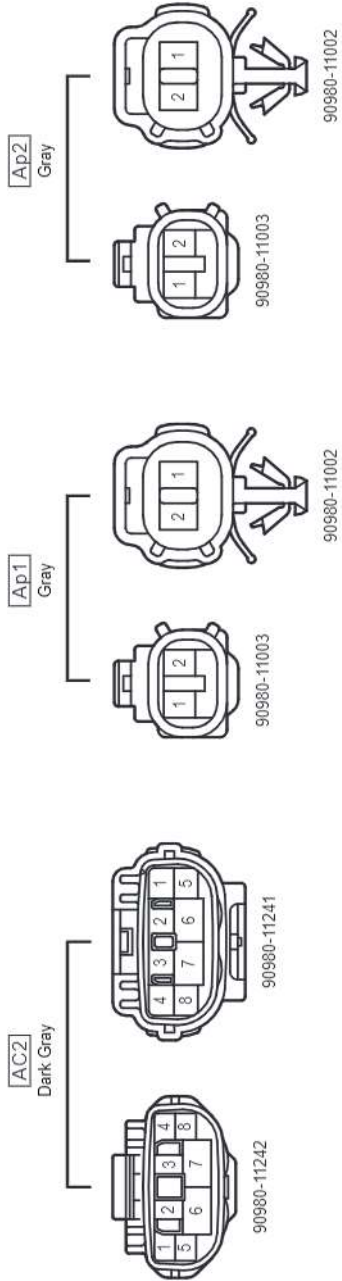
Position of Parts in Engine Compartment (LHD 5L-E) (From Aug. 2017 Production)



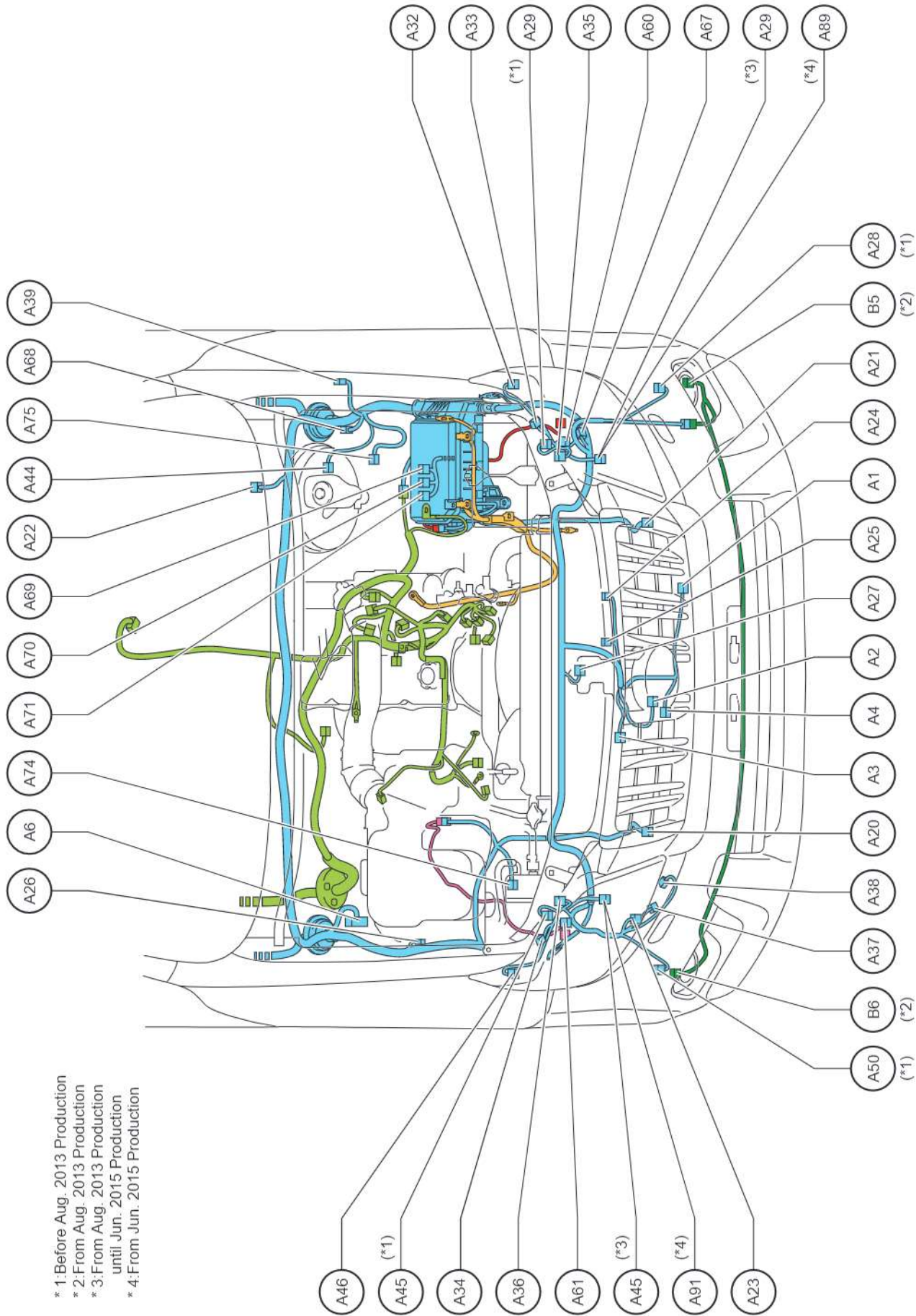
cardiagn.com



Wire and Wire , Ground Points in Engine Compartment (LHD 5L-E) (From Aug. 2017 Production)



Position of Parts in Engine Compartment (LHD 5L-E) (Before Aug. 2017 Production)

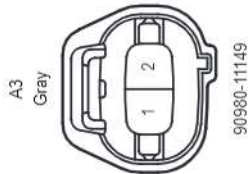
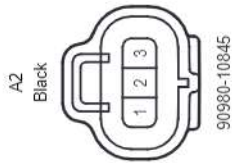


* 1: Before Aug. 2013 Production
 * 2: From Aug. 2013 Production
 * 3: From Aug. 2013 Production until Jun. 2015 Production
 * 4: From Jun. 2015 Production

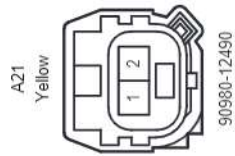
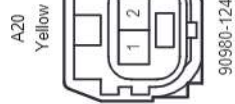
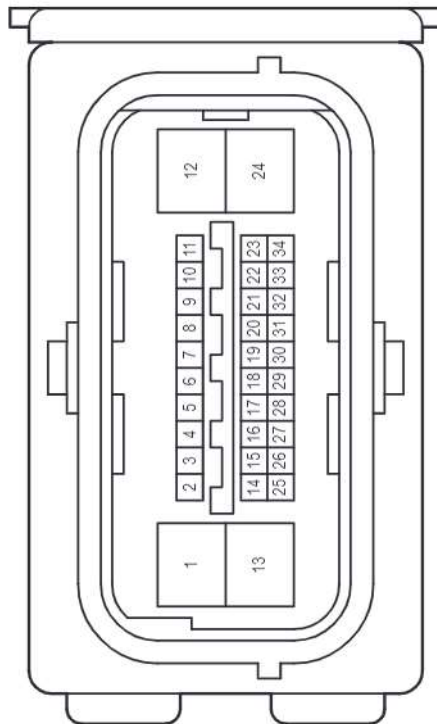
Position of Parts in Engine Compartment (LHD 5L-E) (Before Aug. 2017 Production)

A 1	Ambient Temperature Sensor
A 2	A/C Pressure Sensor
A 3	No. 1 Pressure Switch
A 4	Condenser Fan Motor (With Shroud Blower Assembly)
A 6	Brake Actuator Assembly
A 20	Front Airbag Sensor RH
A 21	Front Airbag Sensor LH
A 22	Windshield Wiper Motor Assembly
A 23	Windshield Washer Motor and Pump Assembly
A 24	Low Pitched Horn Assembly
A 25	High Pitched Horn Assembly
A 26	Security Horn Assembly
A 27	Engine Hood Courtesy Switch
A 28	Fog Light Assembly LH
A 29	Headlight Assembly LH
A 32	Headlight Assembly LH
A 33	Headlight Assembly LH
A 34	Headlight Assembly RH
A 35	Headlight Assembly LH
A 36	Headlight Assembly RH
A 37	Headlight Cleaner Motor and Pump Assembly
A 38	Headlight Cleaner Control Relay
A 39	Wireless Door Lock Buzzer
A 44	Brake Fluid Level Warning Switch (Brake Master Cylinder Reservoir Assembly)
A 45	Headlight Assembly RH
A 46	Headlight Assembly RH
A 50	Fog Light Assembly RH
A 60	Headlight Assembly LH
A 61	Headlight Assembly RH
A 67	Junction Connector
A 68	Junction Connector
A 69	Junction Connector
A 70	Junction Connector
A 71	Junction Connector
A 74	Vacuum Warning Switch Assembly
A 75	Level Warning Switch (Fuel Filter Assembly)
A 89	Headlight Assembly LH
A 91	Headlight Assembly RH

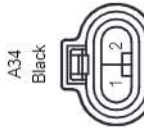
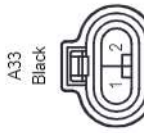
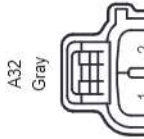
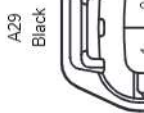
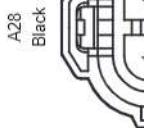
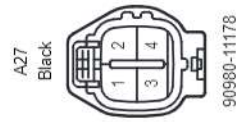
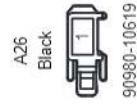
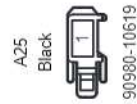
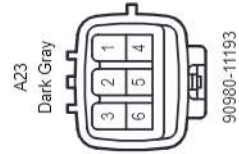
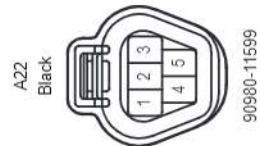
Position of Parts in Engine Compartment (LHD 5L-E) (Before Aug. 2017 Production)



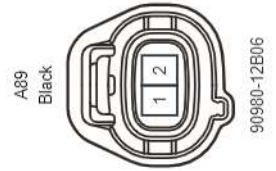
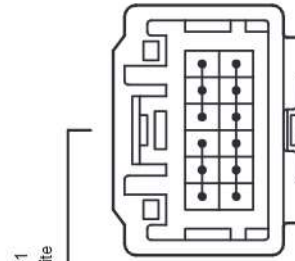
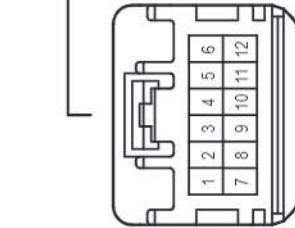
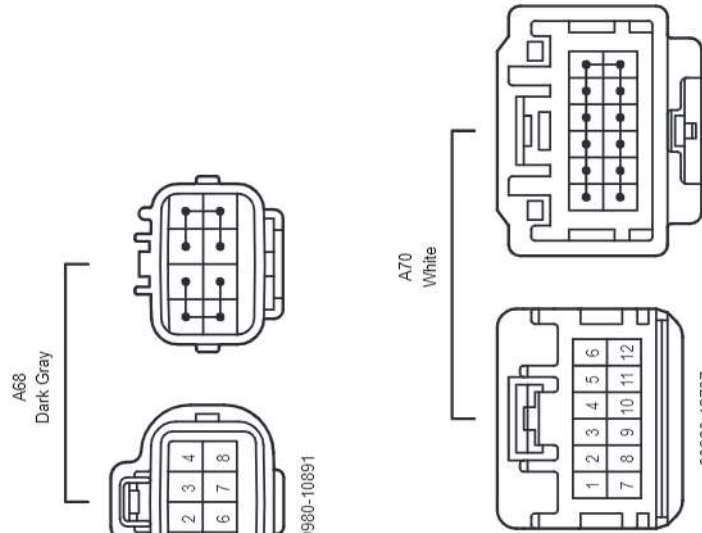
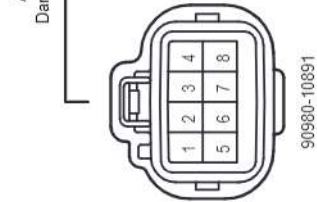
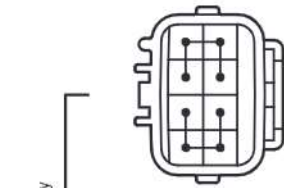
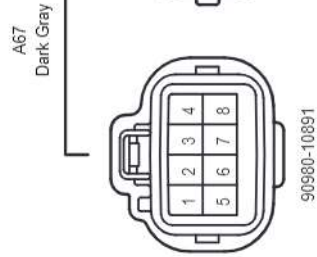
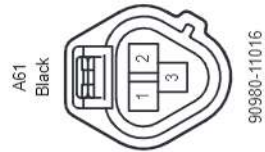
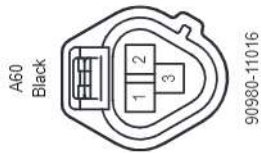
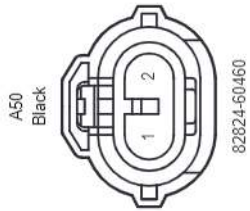
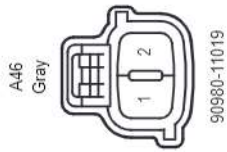
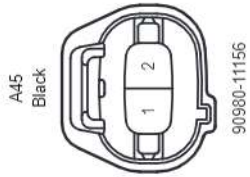
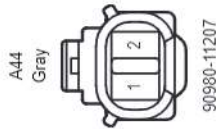
A6
Black



90980-12686

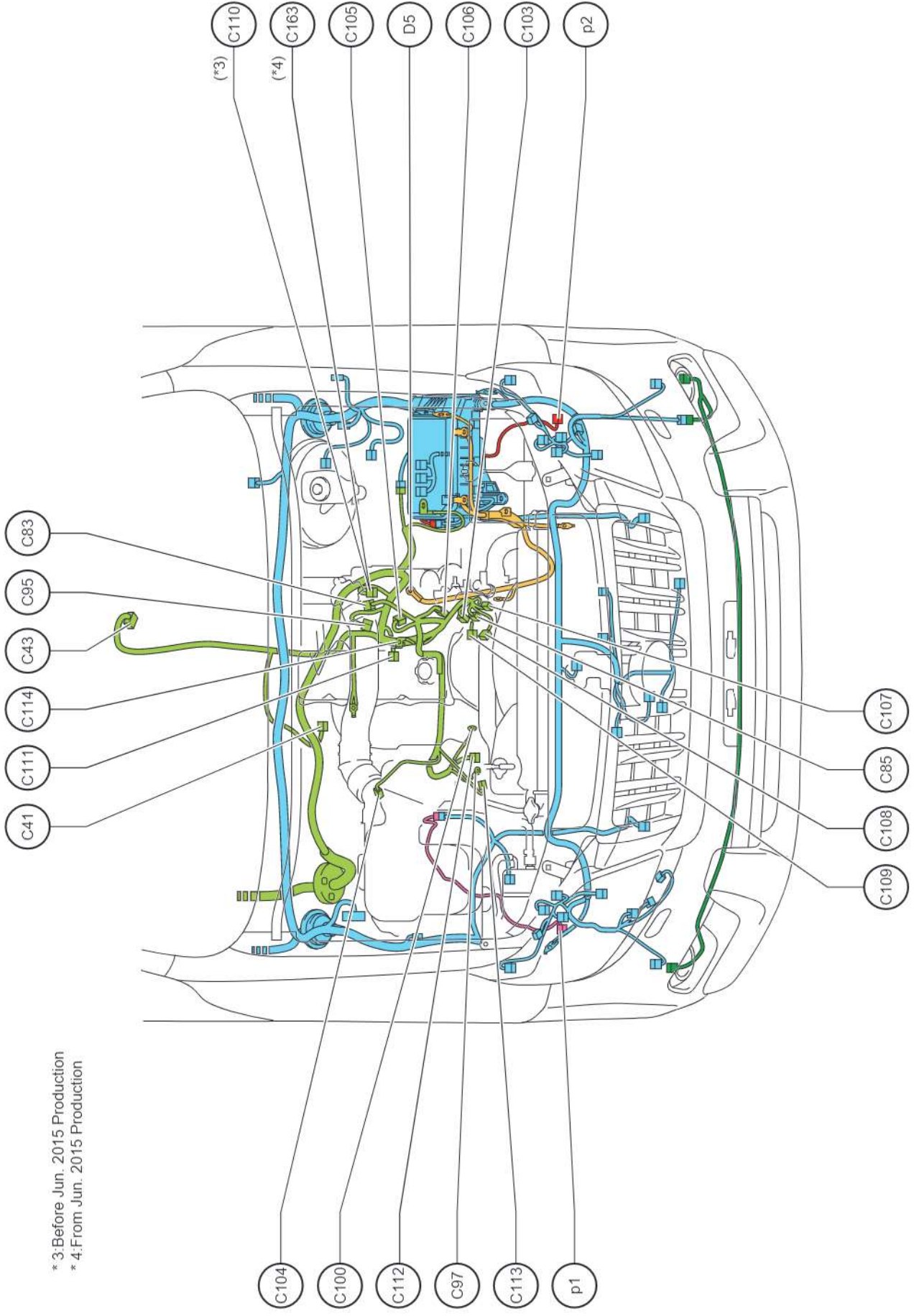


Position of Parts in Engine Compartment (LHD 5L-E) (Before Aug. 2017 Production)



cardiagn.com

Position of Parts in Engine Compartment (LHD 5L-E) (Before Aug. 2017 Production)

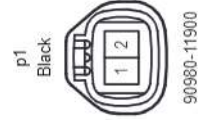
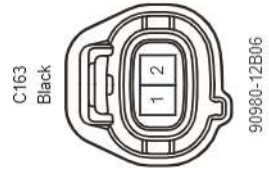
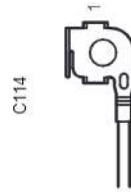
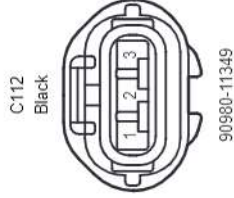
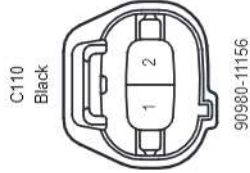
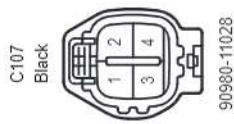
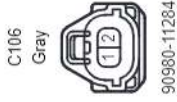
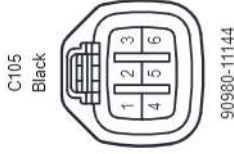
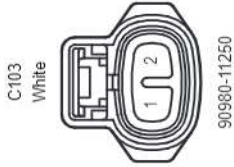

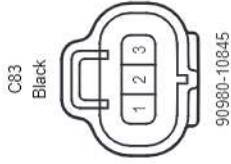
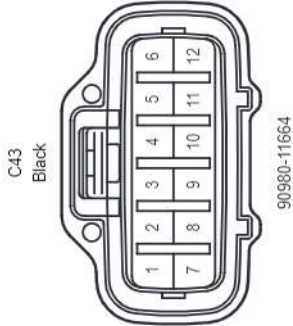
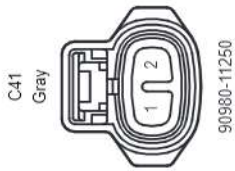


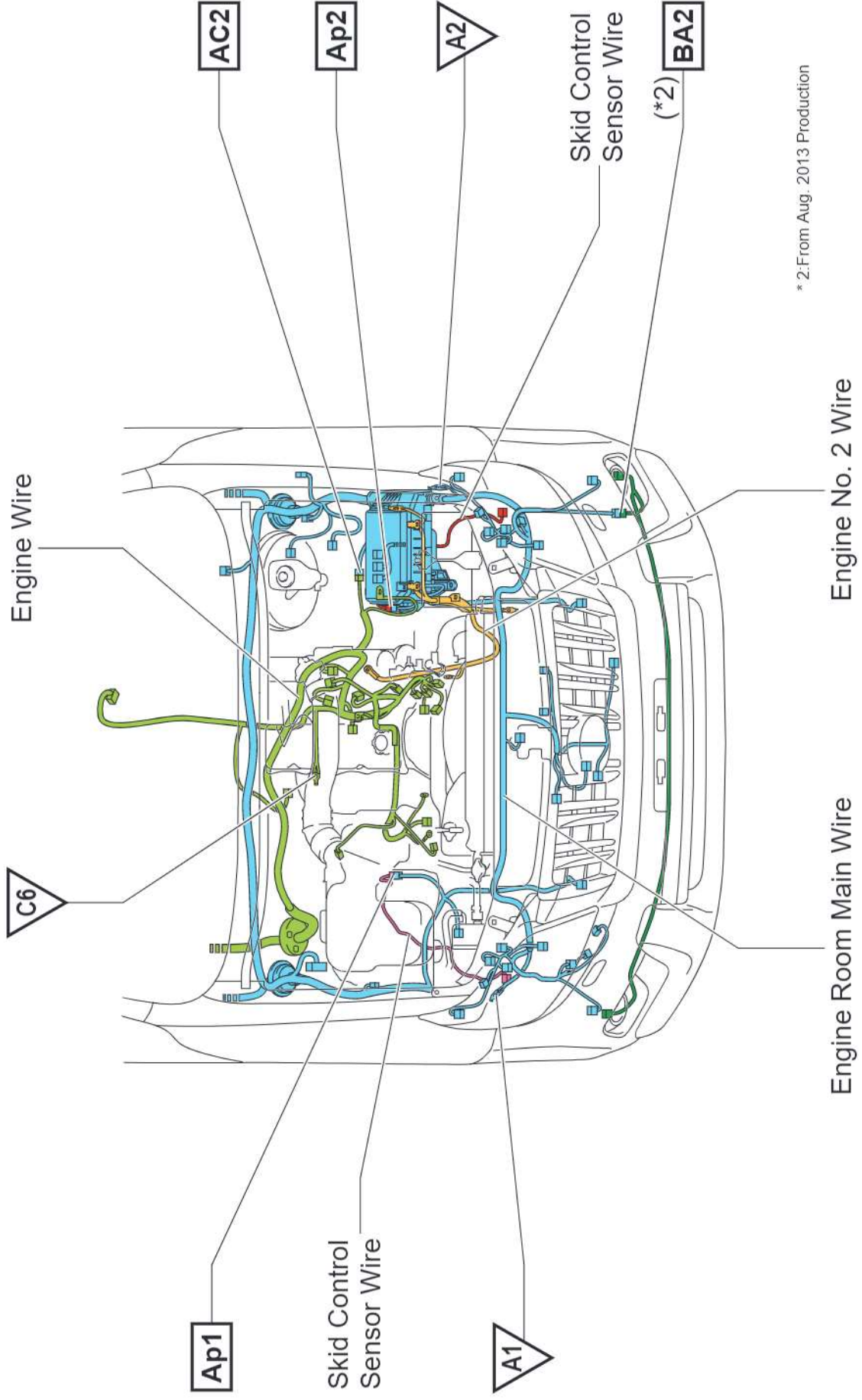
* 3: Before Jun. 2015 Production
* 4: From Jun. 2015 Production

Position of Parts in Engine Compartment (LHD 5L-E) (Before Aug. 2017 Production)

- C 41 Back-Up Light Switch Assembly
- C 43 Transfer Shift Actuator Assembly
- C 83 Vacuum Sensor (Diesel Turbo Pressure Sensor)
- C 85 Fuel Temperature Sensor
- C 95 Starter Assembly
- C 97 Generator Assembly
- C100 Engine Oil Pressure Switch Assembly
- C103 Cam Position Sensor
- C104 Intake Air Temperature Sensor
- C105 Throttle Control Motor
- C106 Spill Control Valve
- C107 Injection Pump
- C108 Timing Control Valve
- C109 Crank Position Sensor
- C110 Throttle Open Switch
- C111 Diesel Engine Coolant Temperature Sensor
- C112 Generator Assembly
- C113 Cooler Compressor Assembly
- C114 Glow Plug Assembly
- C163 Throttle Open Switch
- D 5 Starter Assembly
- p 1 Front Speed Sensor RH
- p 2 Front Speed Sensor LH

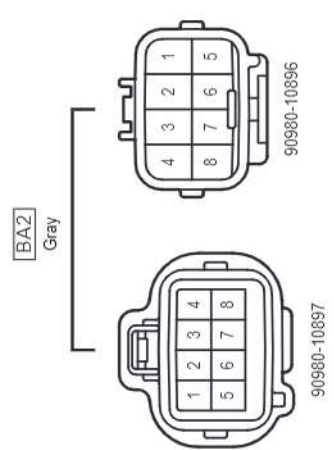
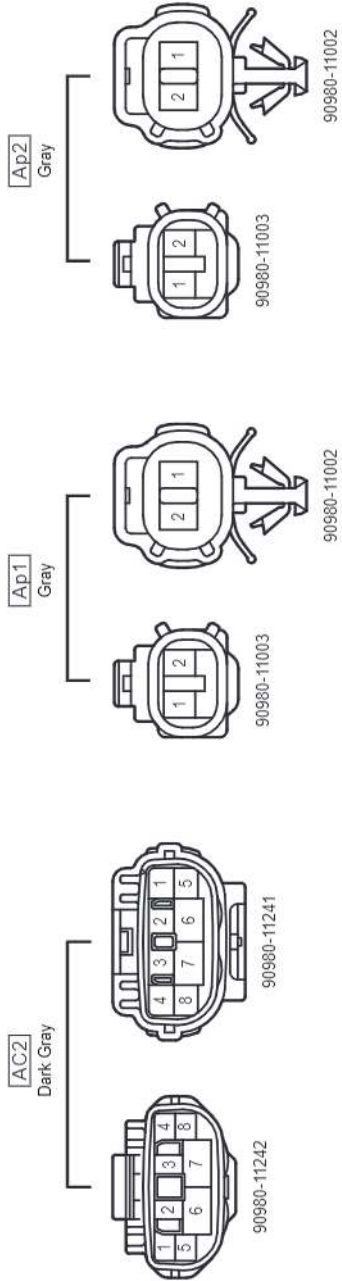
Position of Parts in Engine Compartment (LHD 5L-E) (Before Aug. 2017 Production)



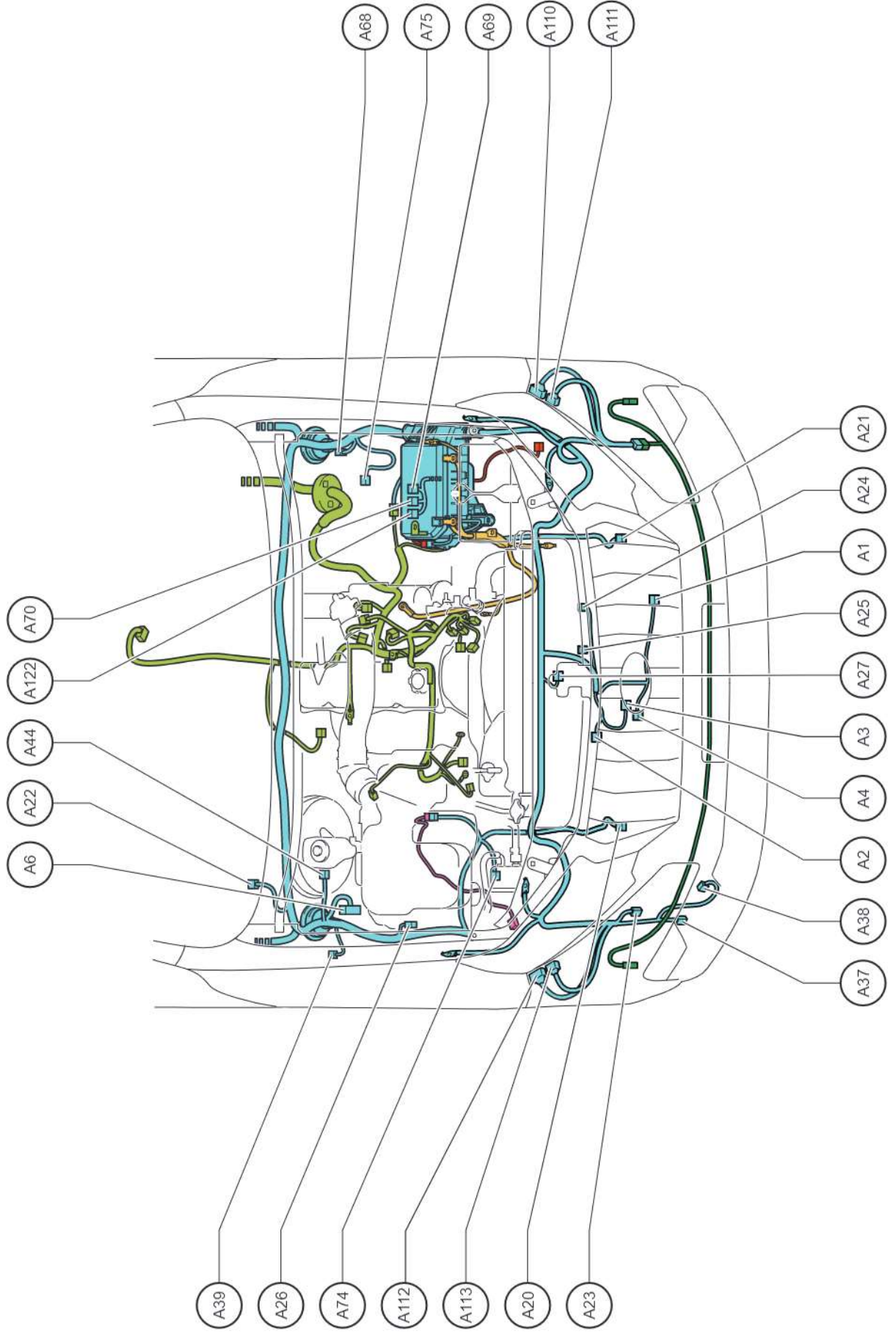


* 2: From Aug. 2013 Production

Wire and Wire , Ground Points in Engine Compartment (LHD 5L-E) (Before Aug. 2017 Production)



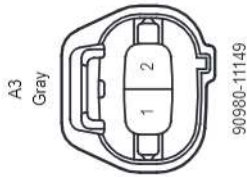
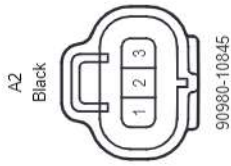
Position of Parts in Engine Compartment (RHD 5L-E) (From Aug. 2017 Production)



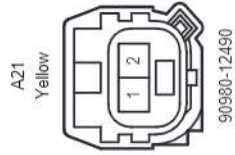
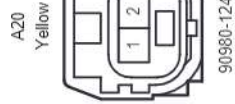
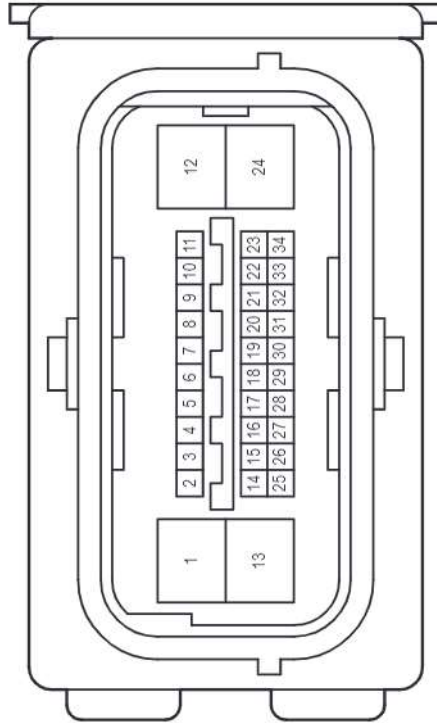
Position of Parts in Engine Compartment (RHD 5L-E) (From Aug. 2017 Production)

A 1	Ambient Temperature Sensor
A 2	A/C Pressure Sensor
A 3	No. 1 Pressure Switch
A 4	Condenser Fan Motor (With Shroud Blower Assembly)
A 6	Brake Actuator Assembly
A 20	Front Airbag Sensor RH
A 21	Front Airbag Sensor LH
A 22	Windshield Wiper Motor Assembly
A 23	Windshield Washer Motor and Pump Assembly
A 24	Low Pitched Horn Assembly
A 25	High Pitched Horn Assembly
A 26	Security Horn Assembly
A 27	Engine Hood Courtesy Switch
A 37	Headlight Cleaner Motor and Pump Assembly
A 38	Headlight Cleaner Control Relay
A 39	Wireless Door Lock Buzzer
A 44	Brake Fluid Level Warning Switch (Brake Master Cylinder Reservoir Assembly)
A 68	Junction Connector
A 69	Junction Connector
A 70	Junction Connector
A 74	Vacuum Warning Switch Assembly
A 75	Level Warning Switch (Fuel Filter Assembly)
A110	Headlight Assembly LH
A111	Headlight Assembly LH
A112	Headlight Assembly RH
A113	Headlight Assembly RH
A122	Junction Connector

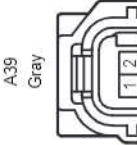
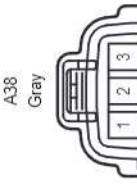

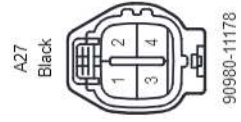
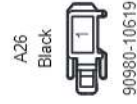
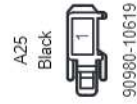
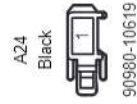
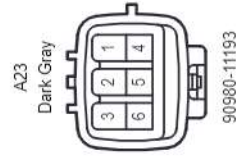
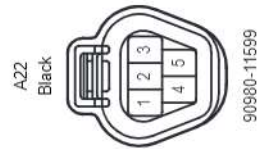
Position of Parts in Engine Compartment (RHD 5L-E) (From Aug. 2017 Production)



A6
Black

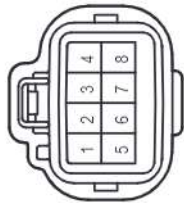


90980-12686



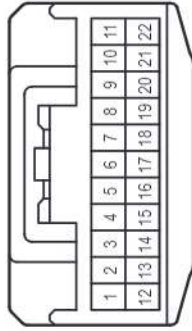
Position of Parts in Engine Compartment (RHD 5L-E) (From Aug. 2017 Production)

A68
Dark Gray

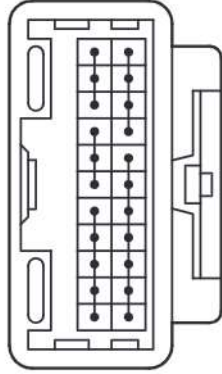


90980-10891

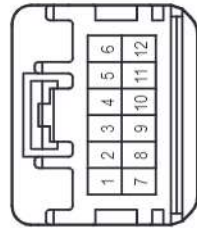
A69
White



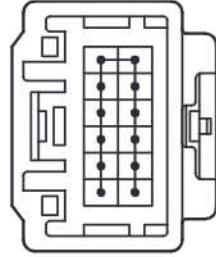
90980-12372



A70
White



90980-12737



A74
Gray



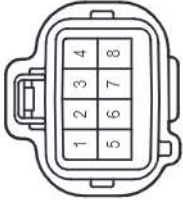
90980-11252

A75
Gray



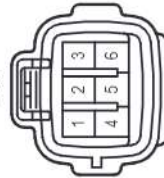
90980-11003

A110
Gray



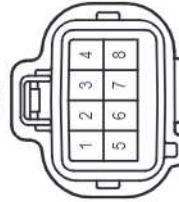
90980-10897

A111
Gray



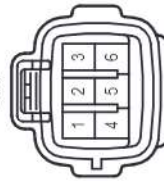
90980-11194

A112
Gray



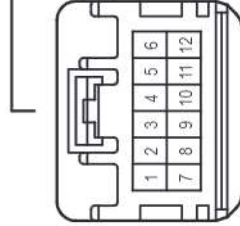
90980-10897

A113
Gray

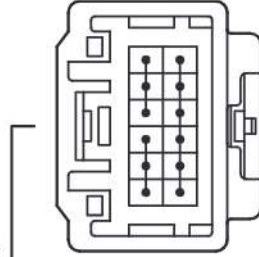


90980-11194

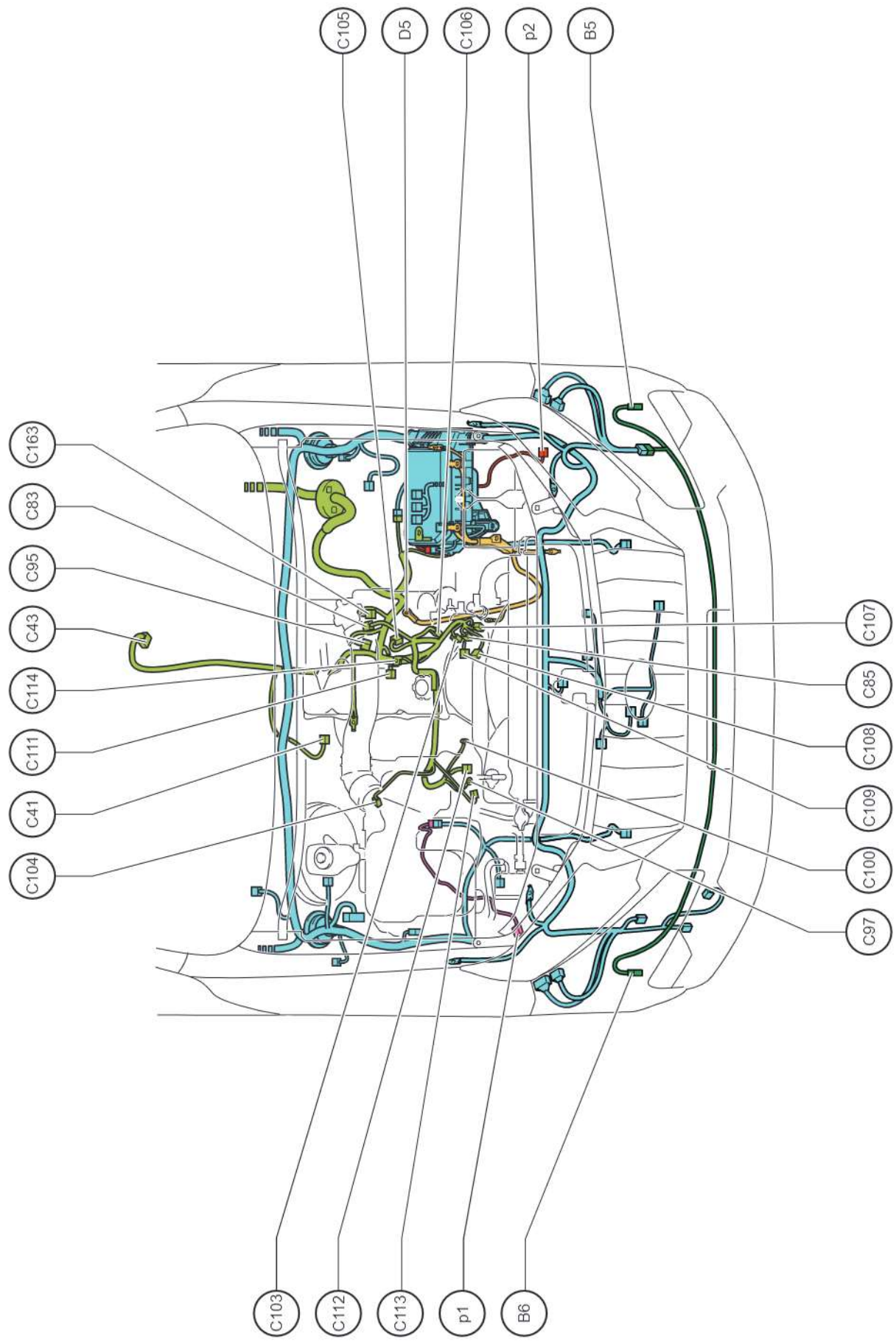
A122
Black



90980-12737



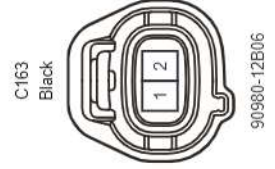
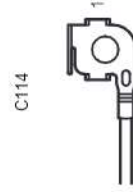
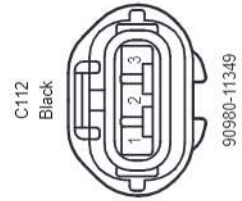
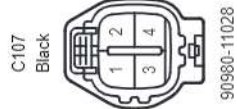
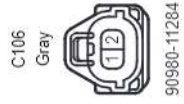
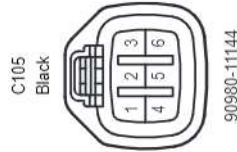
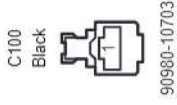

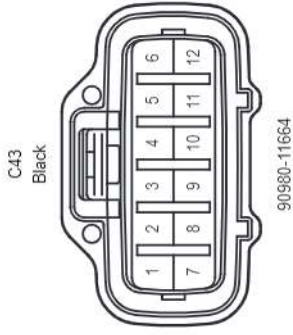
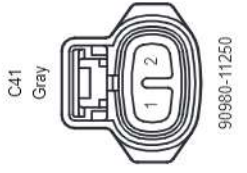
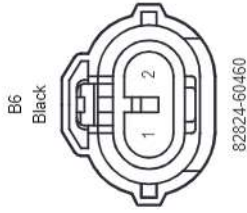
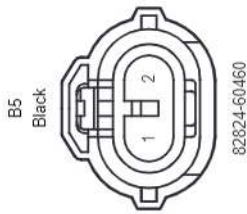
Position of Parts in Engine Compartment (RHD 5L-E) (From Aug. 2017 Production)



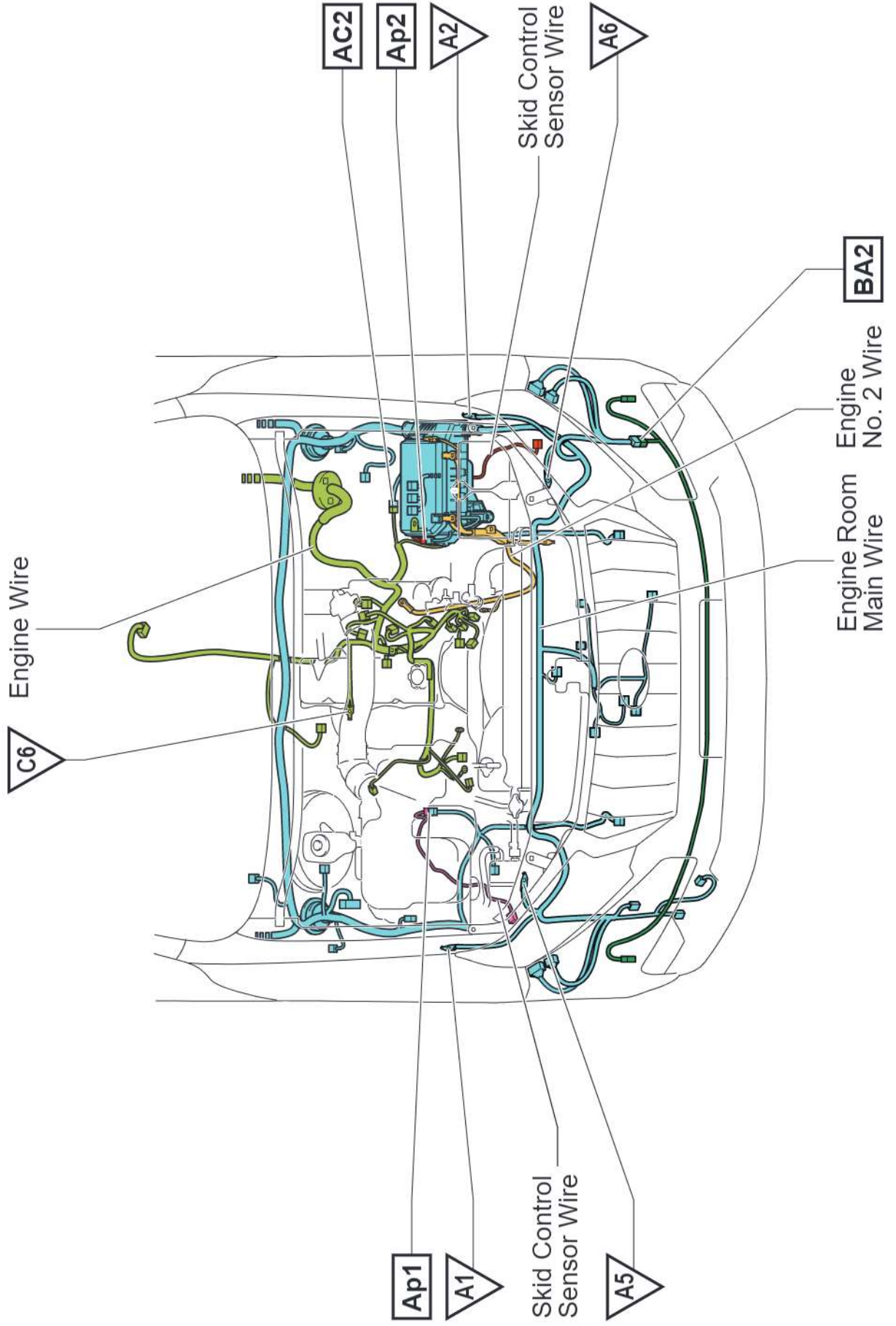
Position of Parts in Engine Compartment (RHD 5L-E) (From Aug. 2017 Production)

- B 5 Fog Light Assembly LH
- B 6 Fog Light Assembly RH
- C 41 Back-Up Light Switch Assembly
- C 43 Transfer Shift Actuator Assembly
- C 83 Vacuum Sensor (Diesel Turbo Pressure Sensor)
- C 85 Fuel Temperature Sensor
- C 95 Starter Assembly
- C 97 Generator Assembly
- C100 Engine Oil Pressure Switch Assembly
- C103 Cam Position Sensor
- C104 Intake Air Temperature Sensor
- C105 Throttle Control Motor
- C106 Spill Control Valve
- C107 Injection Pump
- C108 Timing Control Valve
- C109 Crank Position Sensor
- C111 Diesel Engine Coolant Temperature Sensor
- C112 Generator Assembly
- C113 Cooler Compressor Assembly
- C114 Glow Plug Assembly
- C163 Throttle Open Switch
- D 5 Starter Assembly
- p 1 Front Speed Sensor RH
- p 2 Front Speed Sensor LH

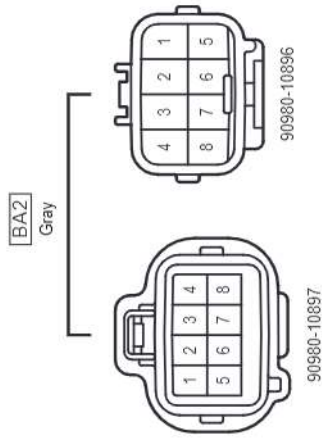
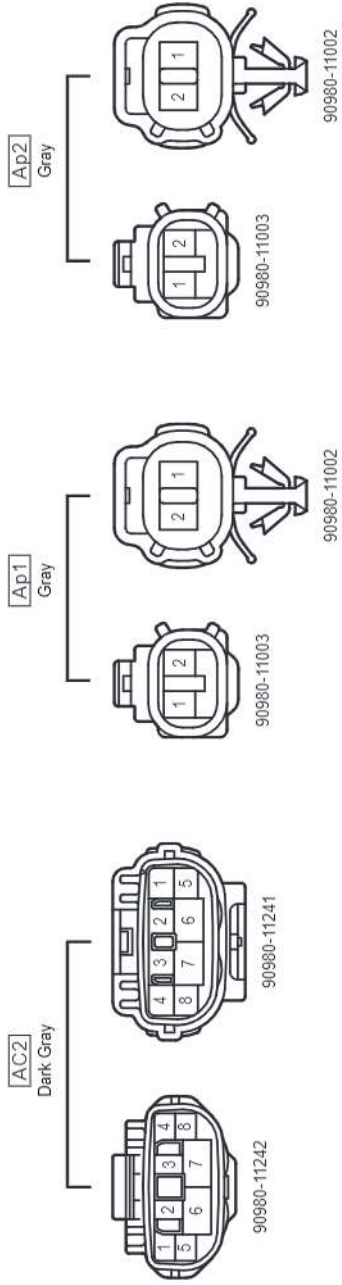
Position of Parts in Engine Compartment (RHD 5L-E) (From Aug. 2017 Production)



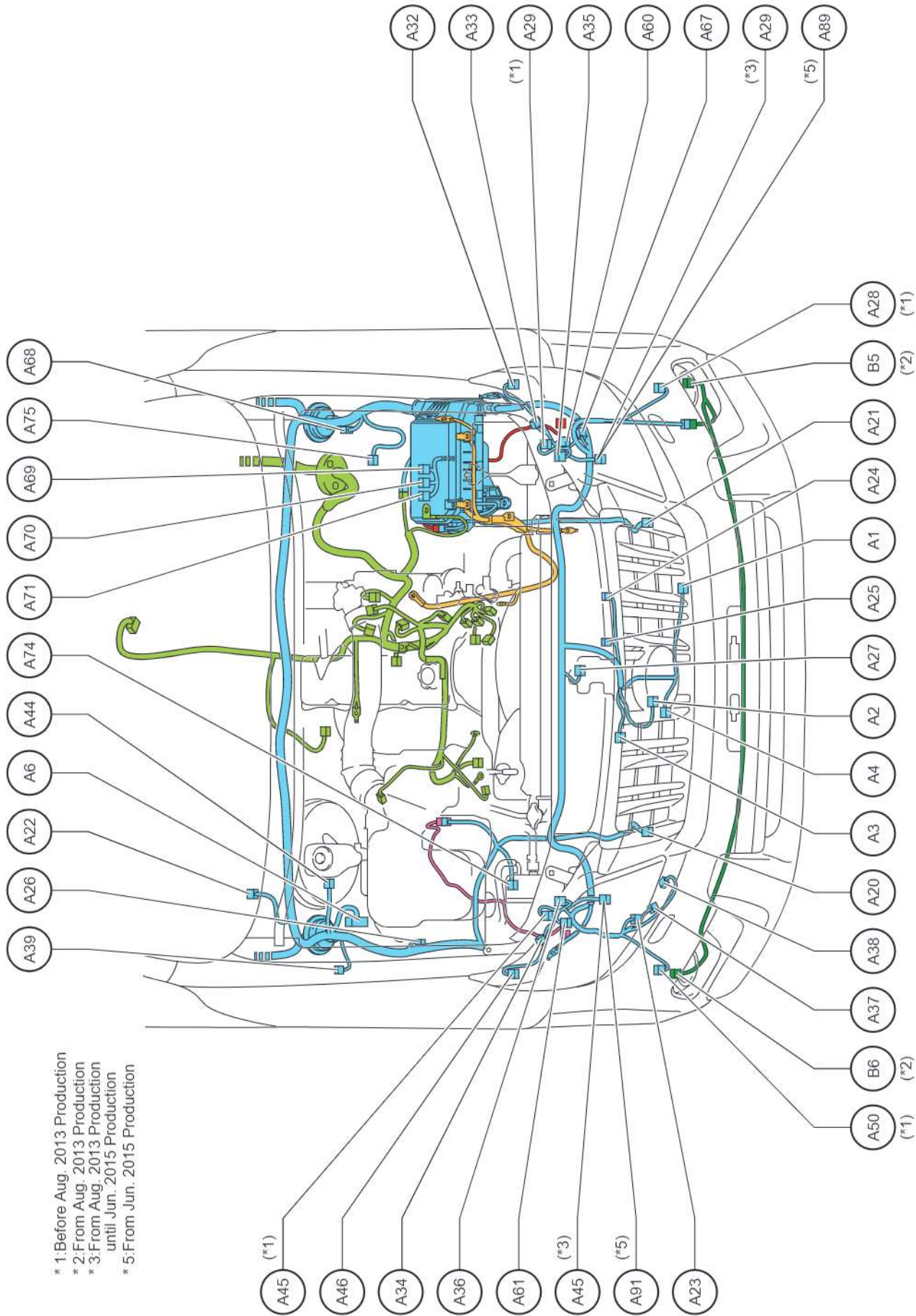
cardiagn.com



Wire and Wire , Ground Points in Engine Compartment (RHD 5L-E) (From Aug. 2017 Production)



Position of Parts in Engine Compartment (RHD 5L-E) (Before Aug. 2017 Production)

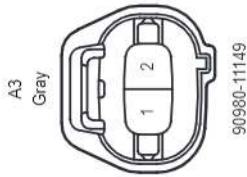
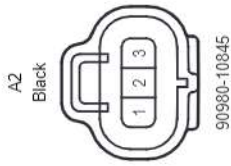


- * 1: Before Aug. 2013 Production
- * 2: From Aug. 2013 Production
- * 3: From Aug. 2013 Production until Jun. 2015 Production
- * 5: From Jun. 2015 Production

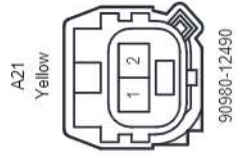
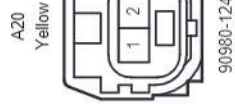
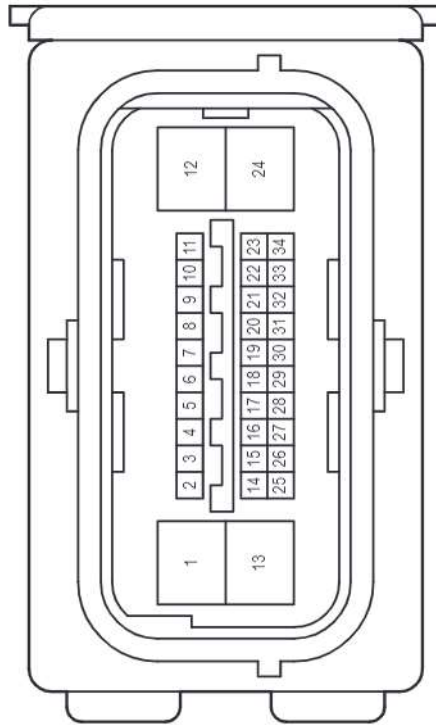
Position of Parts in Engine Compartment (RHD 5L-E) (Before Aug. 2017 Production)

A 1	Ambient Temperature Sensor
A 2	A/C Pressure Sensor
A 3	No. 1 Pressure Switch
A 4	Condenser Fan Motor (With Shroud Blower Assembly)
A 6	Brake Actuator Assembly
A 20	Front Airbag Sensor RH
A 21	Front Airbag Sensor LH
A 22	Windshield Wiper Motor Assembly
A 23	Windshield Washer Motor and Pump Assembly
A 24	Low Pitched Horn Assembly
A 25	High Pitched Horn Assembly
A 26	Security Horn Assembly
A 27	Engine Hood Courtesy Switch
A 28	Fog Light Assembly LH
A 29	Headlight Assembly LH
A 32	Headlight Assembly LH
A 33	Headlight Assembly LH
A 34	Headlight Assembly RH
A 35	Headlight Assembly LH
A 36	Headlight Assembly RH
A 37	Headlight Cleaner Motor and Pump Assembly
A 38	Headlight Cleaner Control Relay
A 39	Wireless Door Lock Buzzer
A 44	Brake Fluid Level Warning Switch (Brake Master Cylinder Reservoir Assembly)
A 45	Headlight Assembly RH
A 46	Headlight Assembly RH
A 50	Fog Light Assembly RH
A 60	Headlight Assembly LH
A 61	Headlight Assembly RH
A 67	Junction Connector
A 68	Junction Connector
A 69	Junction Connector
A 70	Junction Connector
A 71	Junction Connector
A 74	Vacuum Warning Switch Assembly
A 75	Level Warning Switch (Fuel Filter Assembly)
A 89	Headlight Assembly LH
A 91	Headlight Assembly RH

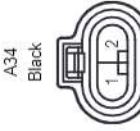
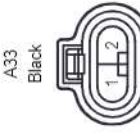
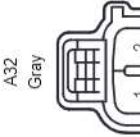
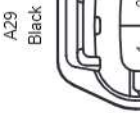
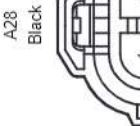
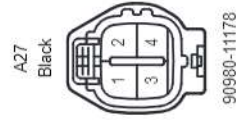
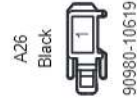
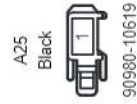
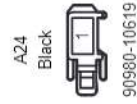
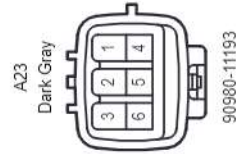
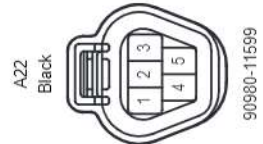
Position of Parts in Engine Compartment (RHD 5L-E) (Before Aug. 2017 Production)



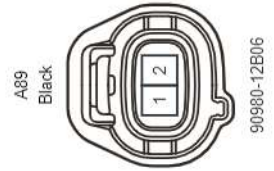
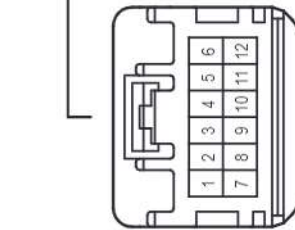
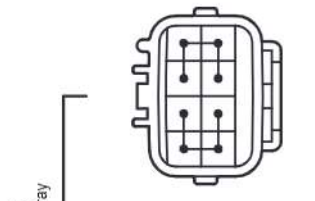
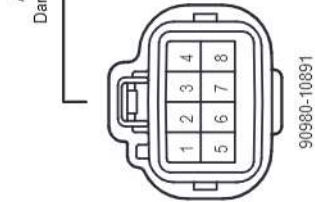
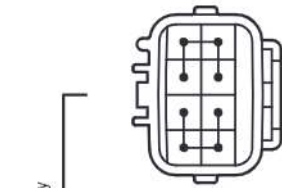
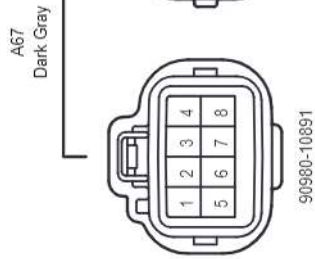
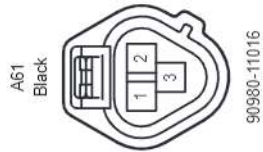
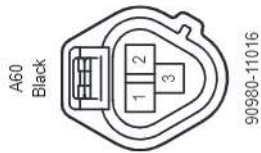
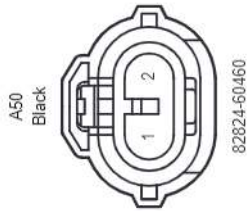
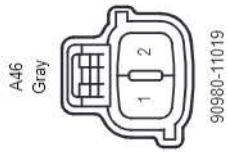
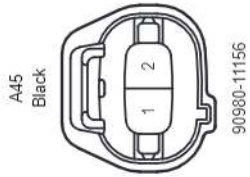
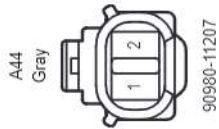
A6
Black



90980-12686

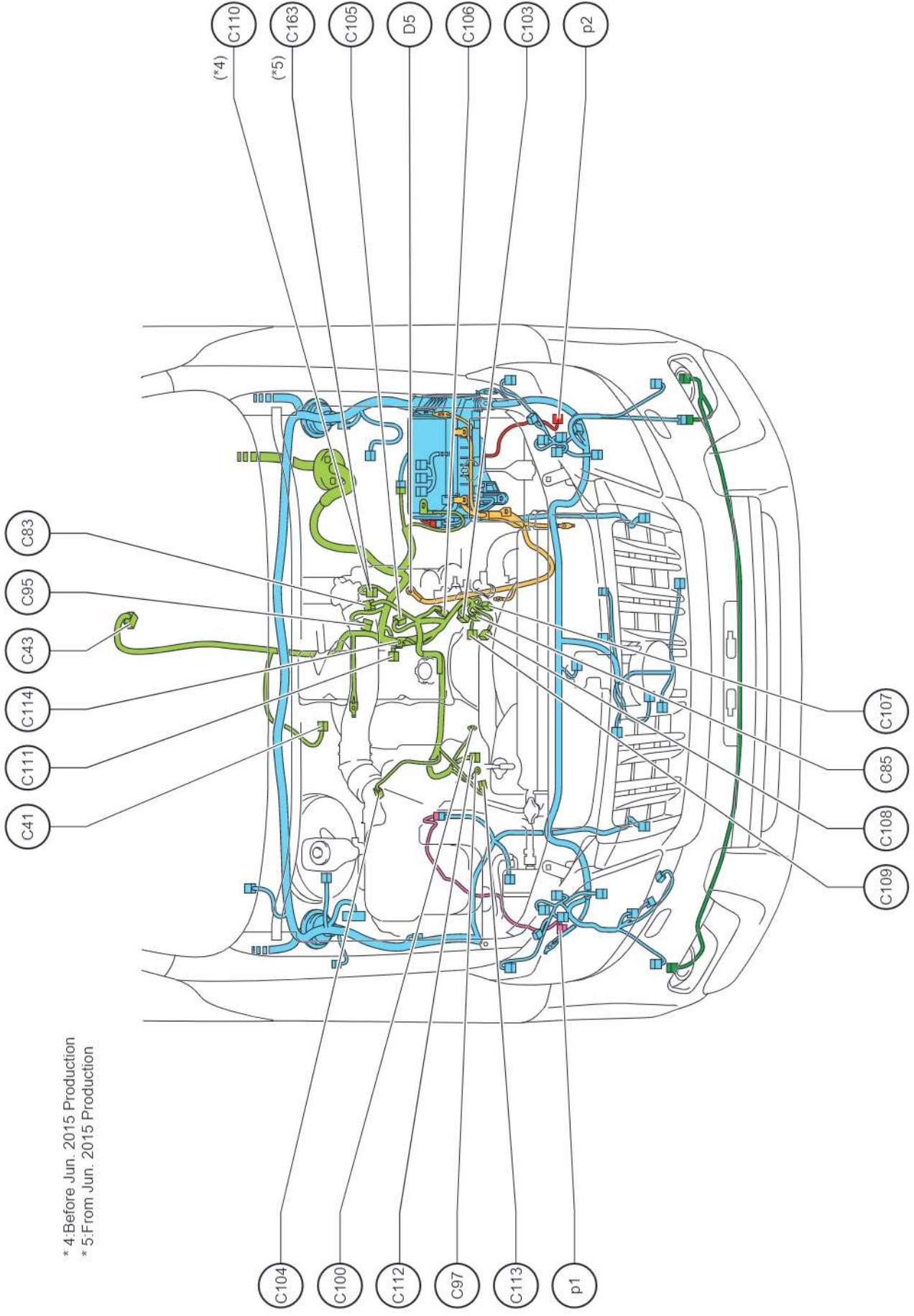


Position of Parts in Engine Compartment (RHD 5L-E) (Before Aug. 2017 Production)



cardiagn.com

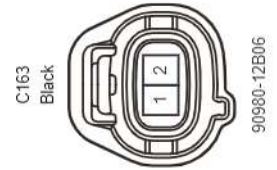
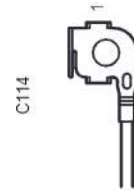
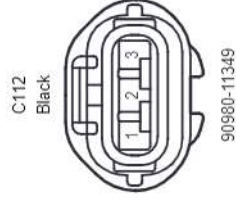
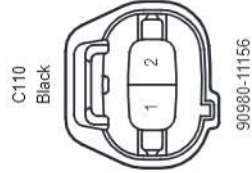
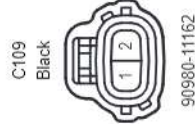
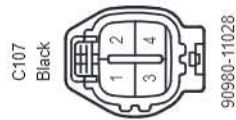
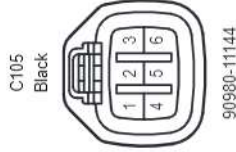
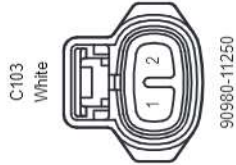
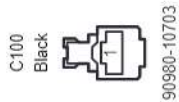
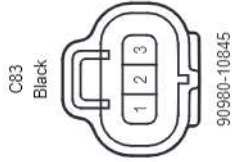
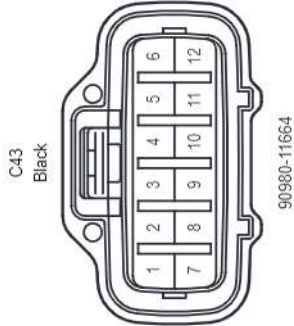
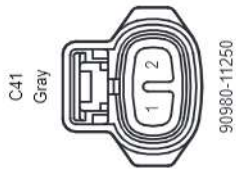
Position of Parts in Engine Compartment (RHD 5L-E) (Before Aug. 2017 Production)

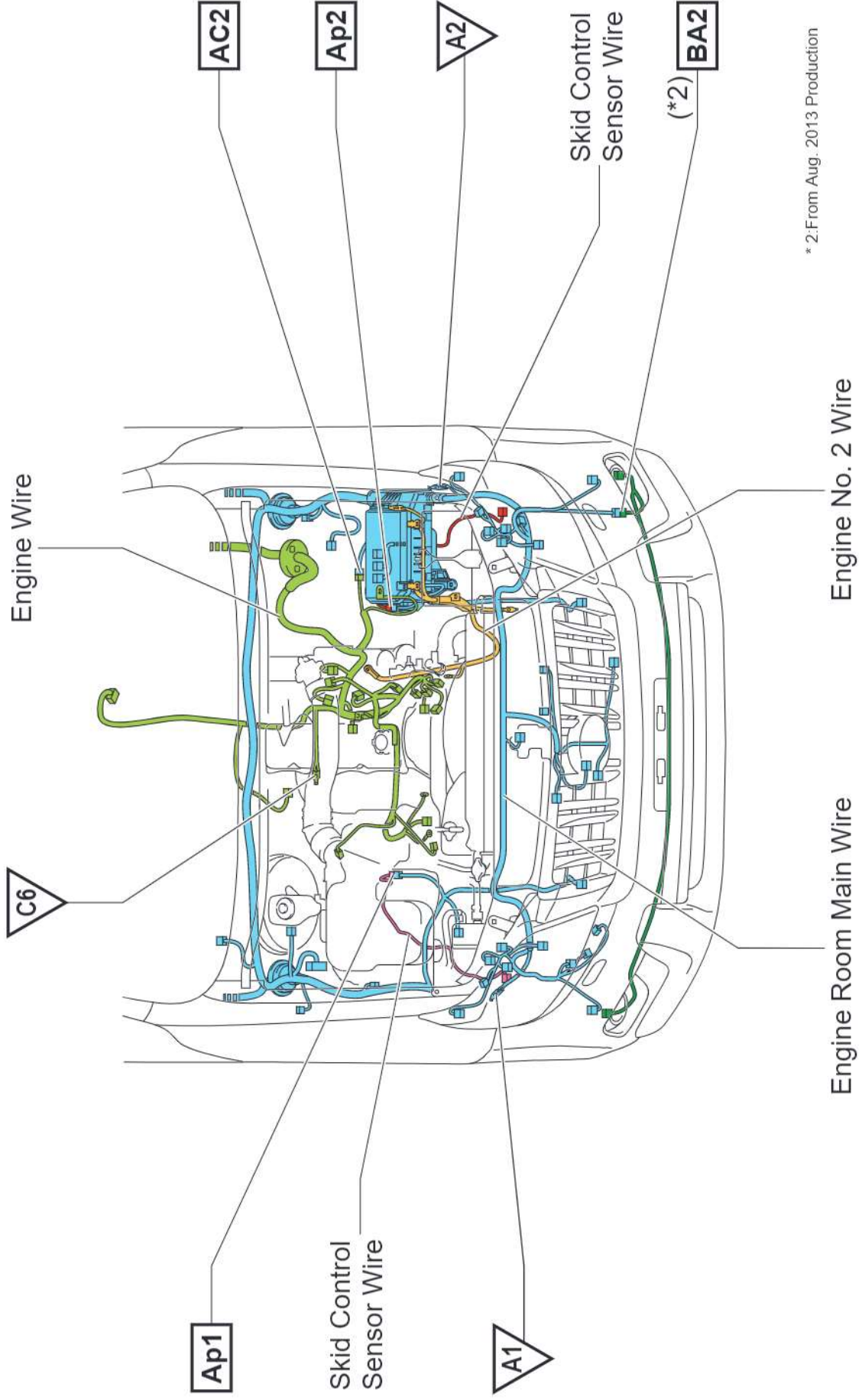


* 4: Before Jun. 2015 Production
* 5: From Jun. 2015 Production

- C 41 Back-Up Light Switch Assembly
- C 43 Transfer Shift Actuator Assembly
- C 83 Vacuum Sensor (Diesel Turbo Pressure Sensor)
- C 85 Fuel Temperature Sensor
- C 95 Starter Assembly
- C 97 Generator Assembly
- C100 Engine Oil Pressure Switch Assembly
- C103 Cam Position Sensor
- C104 Intake Air Temperature Sensor
- C105 Throttle Control Motor
- C106 Spill Control Valve
- C107 Injection Pump
- C108 Timing Control Valve
- C109 Crank Position Sensor
- C110 Throttle Open Switch
- C111 Diesel Engine Coolant Temperature Sensor
- C112 Generator Assembly
- C113 Cooler Compressor Assembly
- C114 Glow Plug Assembly
- C163 Throttle Open Switch
- D 5 Starter Assembly
- p 1 Front Speed Sensor RH
- p 2 Front Speed Sensor LH

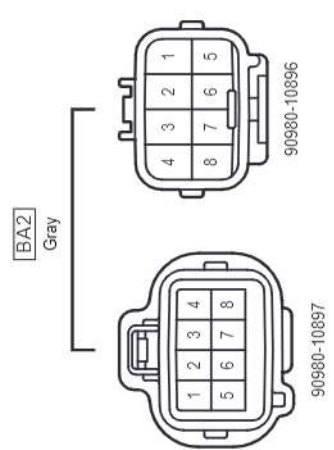
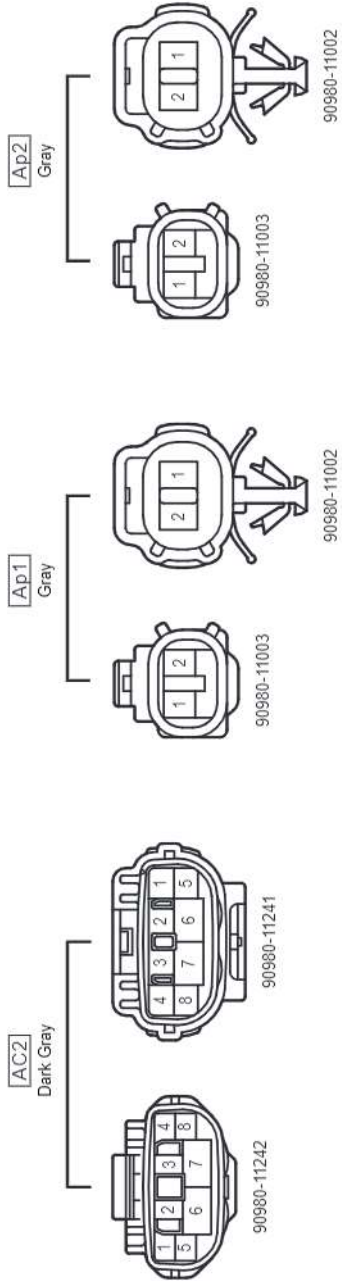
Position of Parts in Engine Compartment (RHD 5L-E) (Before Aug. 2017 Production)





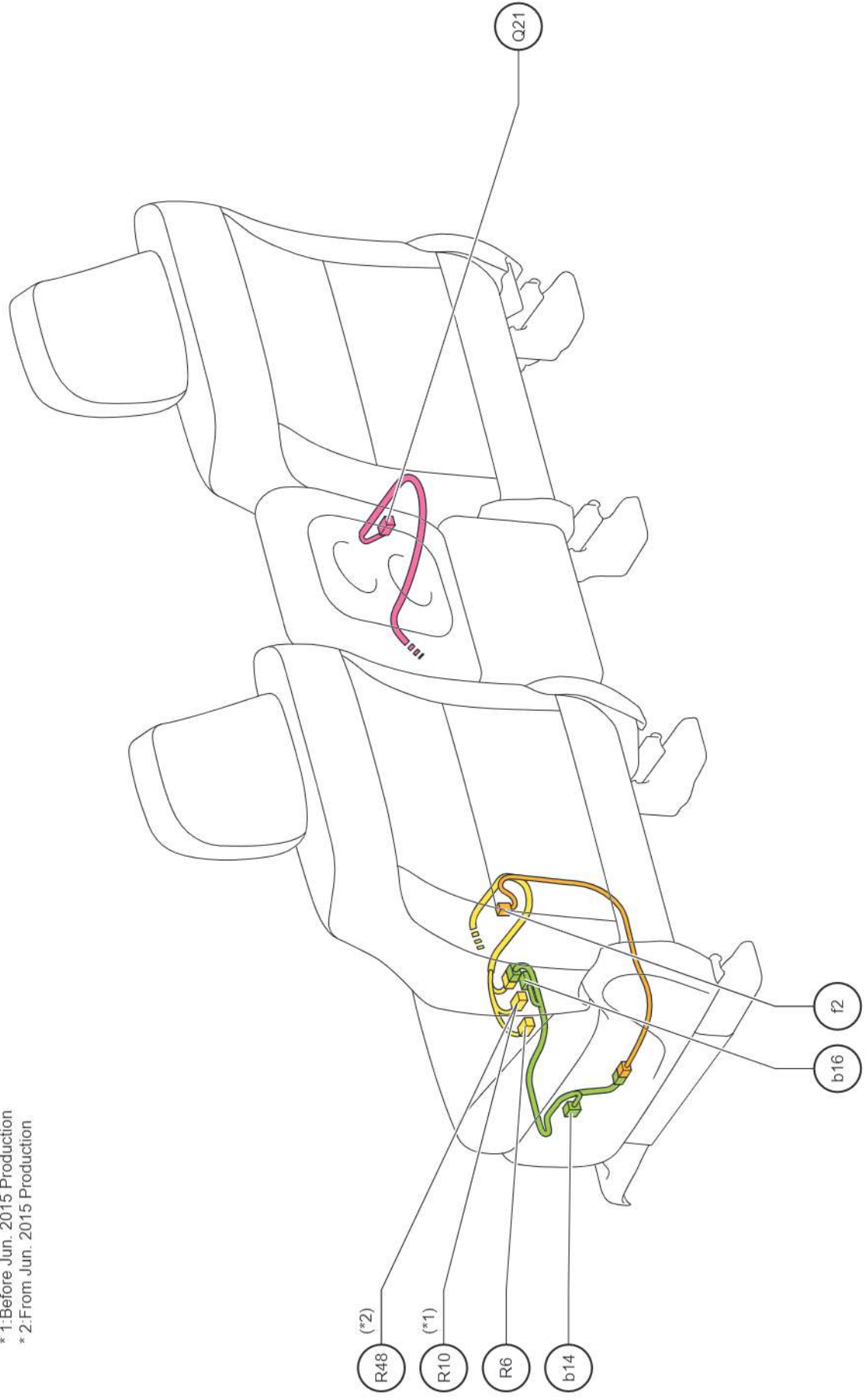
* 2:From Aug. 2013 Production

Wire and Wire , Ground Points in Engine Compartment (RHD 5L-E) (Before Aug. 2017 Production)



Position of Parts in Seat (LHD Front Bench Seat)

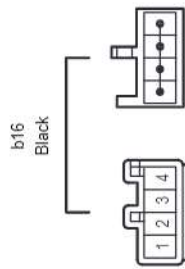
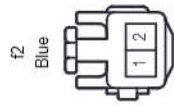
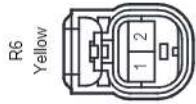
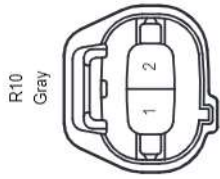
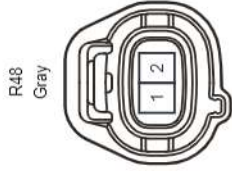
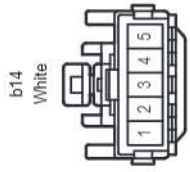
* 1: Before Jun. 2015 Production
* 2: From Jun. 2015 Production



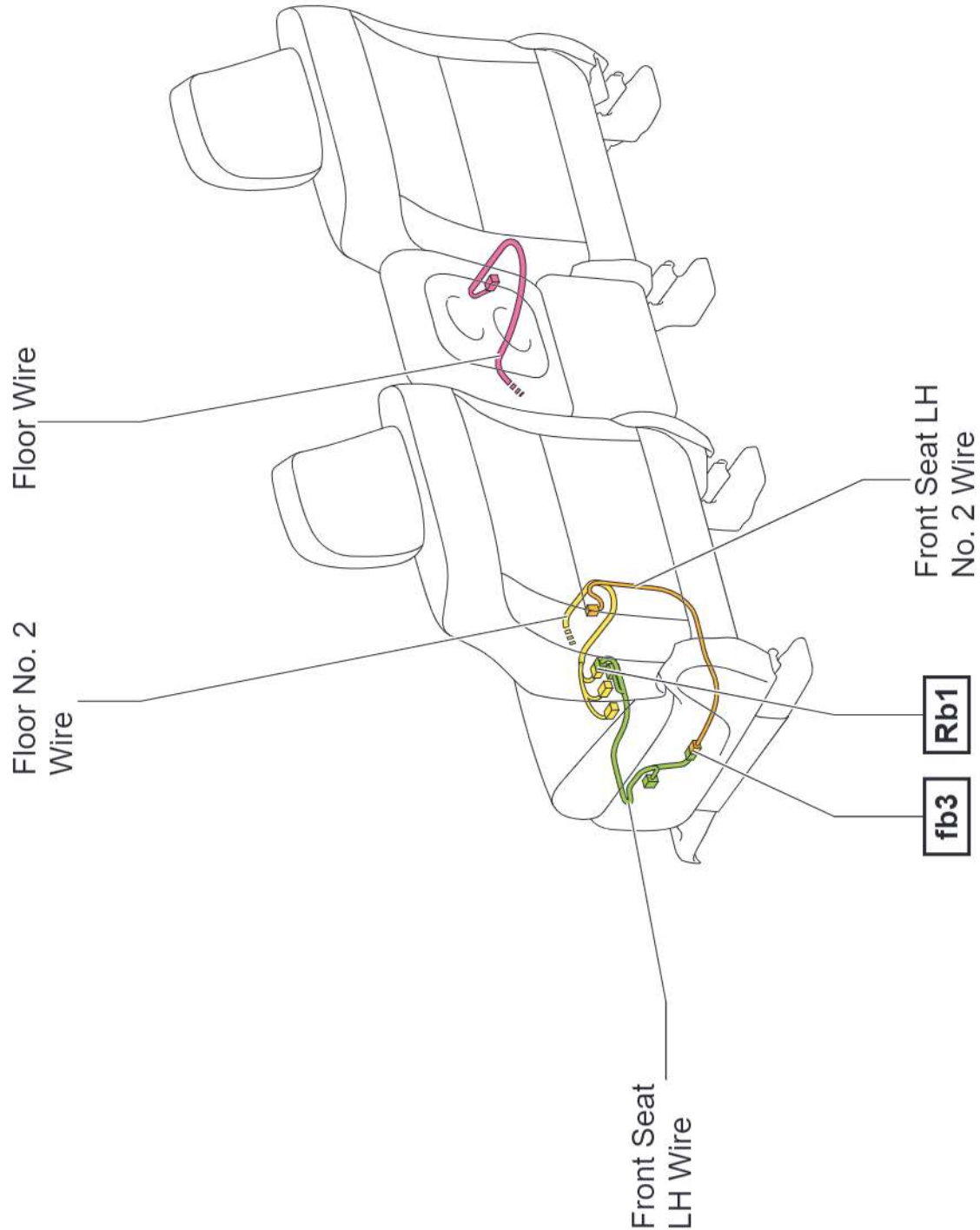
Position of Parts in Seat (LHD Front Bench Seat)

- Q 21 Front Seat Inner Belt Assembly RH
- R 6 Front Side Airbag Squib Circuit LH
- R 10 Front Seat Inner Belt Assembly LH
- R 48 Front Seat Inner Belt Assembly LH
- b 14 Front Power Seat Switch Assembly LH
- b 16 Junction Connector
- f 2 Separate Type Front Seat Back Assembly LH

Position of Parts in Seat (LHD Front Bench Seat)



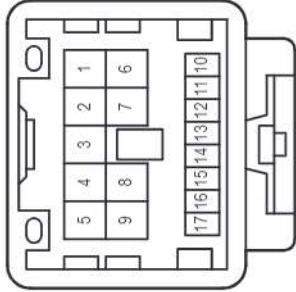
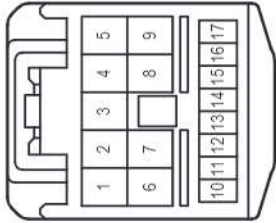
Wire and Wire in Seat (LHD Front Bench Seat)



Wire and Wire in Seat (LHD Front Bench Seat)

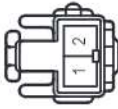
Rb1

White

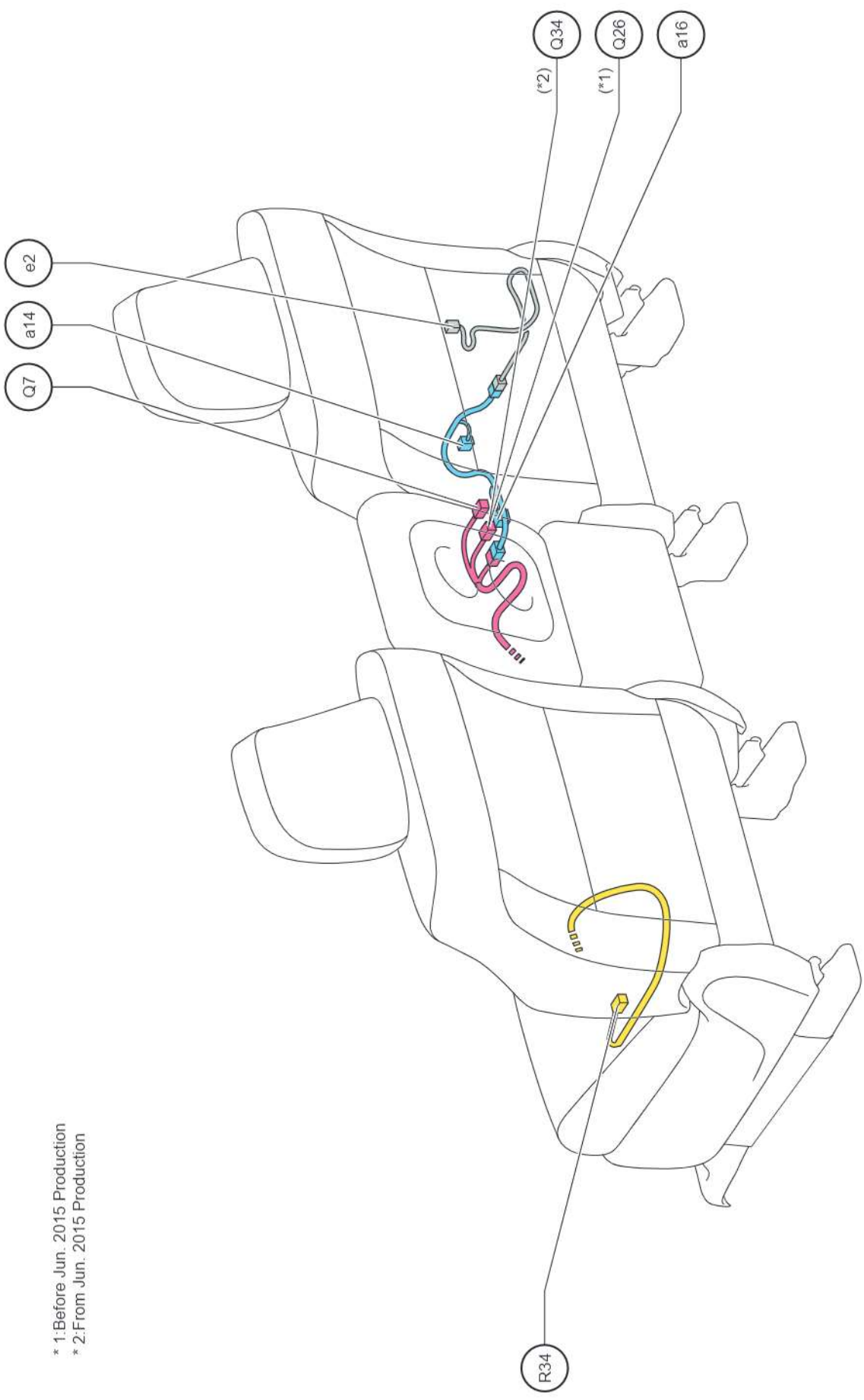


fb3

White



Position of Parts in Seat (RHD Front Bench Seat)

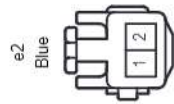
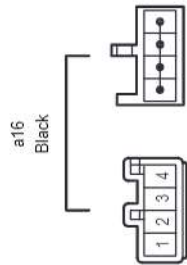
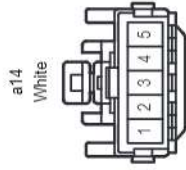
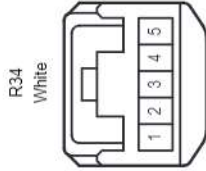
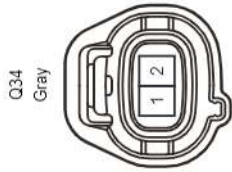
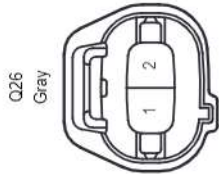
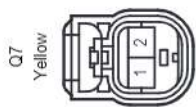


* 1: Before Jun. 2015 Production
* 2: From Jun. 2015 Production

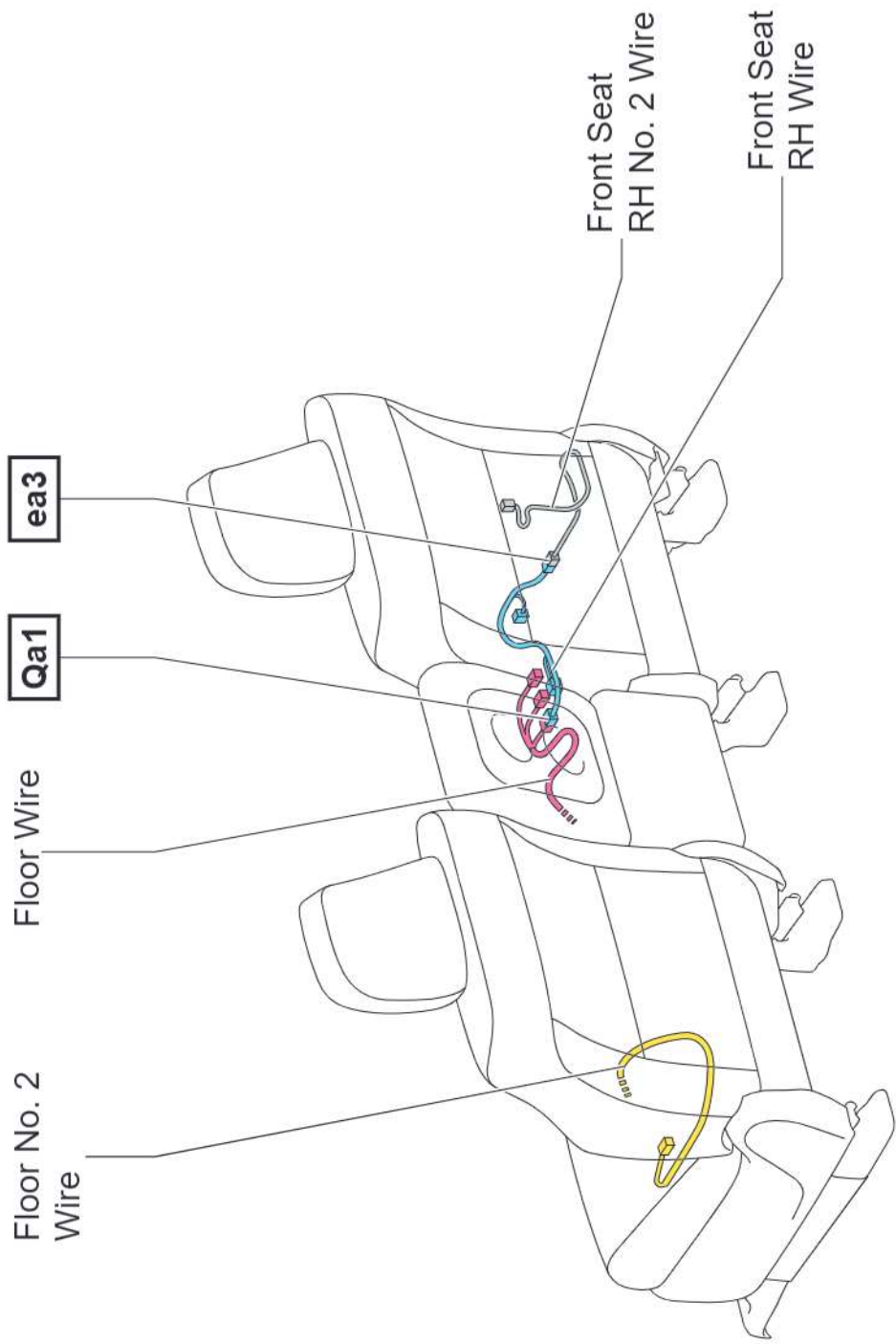
Position of Parts in Seat (RHD Front Bench Seat)

- Q 7 Front Side Airbag Squib Circuit RH
- Q 26 Front Seat Inner Belt Assembly RH
- Q 34 Front Seat Inner Belt Assembly RH
- R 34 Front Seat Inner Belt Assembly LH
- a 14 Front Power Seat Switch Assembly RH
- a 16 Junction Connector
- e 2 Separate Type Front Seat Back Assembly RH

Position of Parts in Seat (RHD Front Bench Seat)



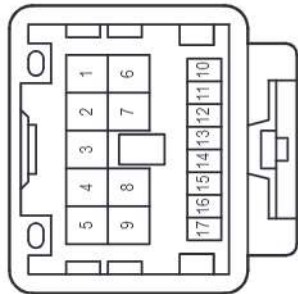
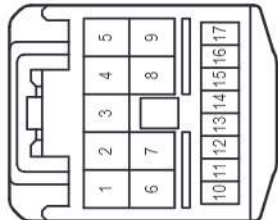
Wire and Wire in Seat (RHD Front Bench Seat)



Wire and Wire in Seat (RHD Front Bench Seat)

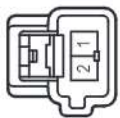
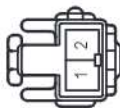
Qa1

White

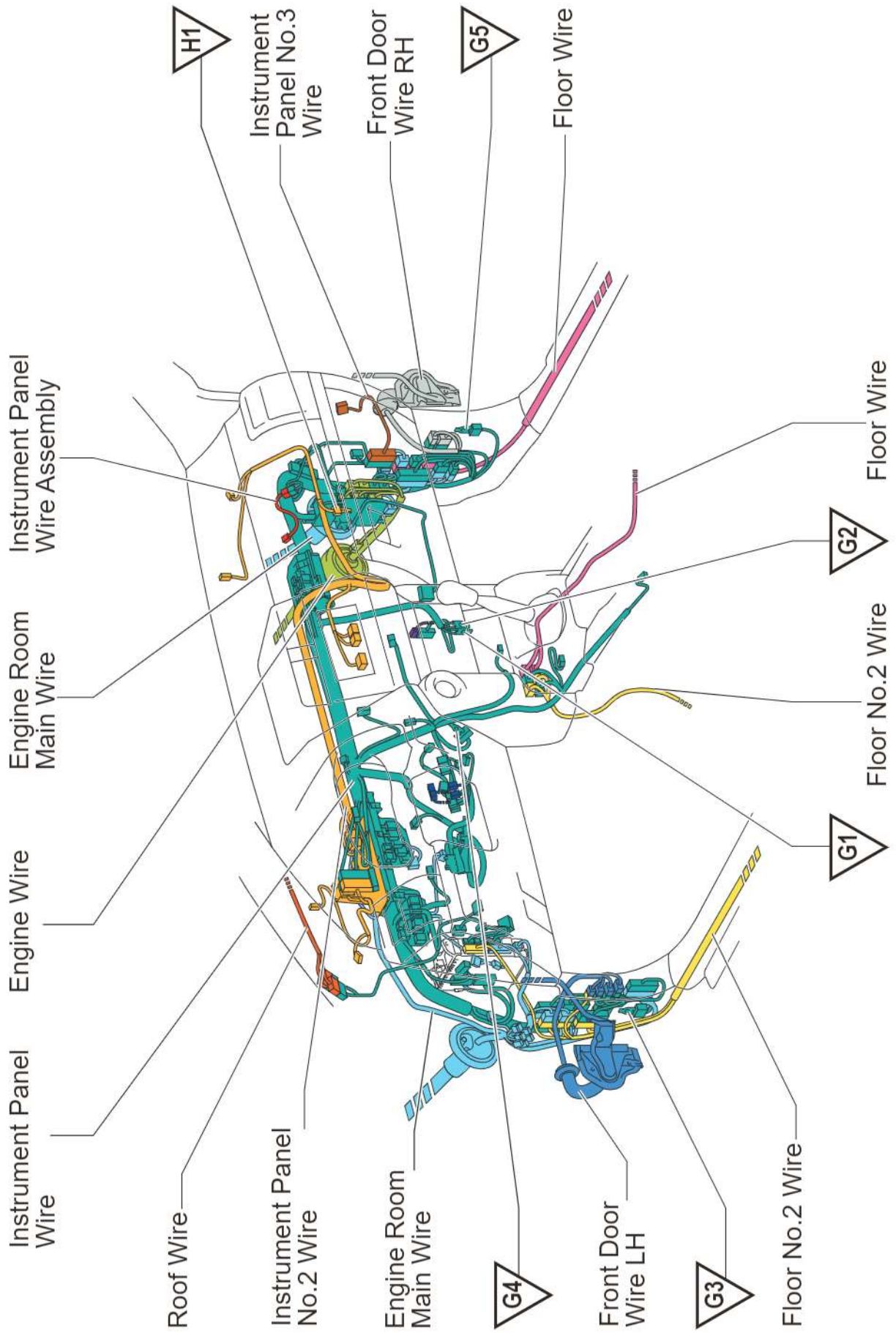


ea3

White



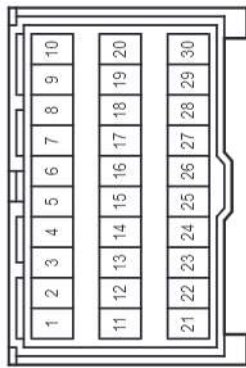
Ground Points in Instrument Panel (LHD Front Bench Seat) (From Aug. 2017 Production)



G 1	Airbag Sensor Assembly
G 2	Ignition or Starter Switch Assembly
G 3	Un-Lock Warning Switch Assembly
G 6	Combination Meter Assembly
G 7	Combination Meter Assembly
G 8	Turn Signal Flasher Assembly
G 11	Outer Mirror Switch Assembly
G 16	Trip Switch
G 18	Transfer Position Switch
G 23	Integration Control and Panel Assembly
G 25	A/C Amplifier Assembly
G 26	Front Blower with Fan Motor Sub-Assembly
G 41	Spiral Cable Sub-Assembly
G 42	Windshield Wiper Switch Assembly
G 43	Windshield Wiper Switch Assembly
G 44	Headlight Dimmer Switch Assembly
G 48	DLC3
G 53	Four Wheel Drive Control ECU
G 54	Four Wheel Drive Control ECU
G 63	Main Body ECU
G 64	Main Body ECU
G 65	Main Body ECU
G 74	Transponder Key ECU Assembly
G 77	Parking Brake Switch Assembly
G104	Junction Connector
G105	Junction Connector
G106	Junction Connector
G107	Junction Connector
G148	Power Point Socket Assembly
G160	Clearance Warning Indicator Assembly
G161	No. 1 Clearance Warning Buzzer
G182	ECM
G183	ECM
G189	Transponder Key Coil
G198	Back Sonar or Clearance Sonar Switch Assembly
G202	Glove Box Light
G208	Spiral Cable Sub-Assembly
G220	Headlight Cleaner Switch Assembly

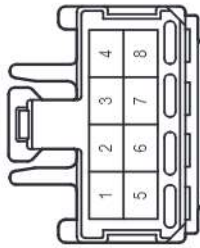
Position of Parts in Instrument Panel (LHD Front Bench Seat) (From Aug. 2017 Production)

G1
Yellow



90980-12391

G2
White



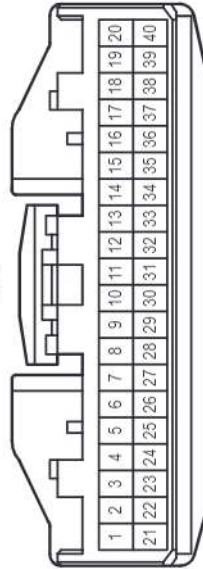
90980-11615

G3
White



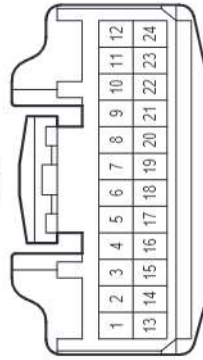
90980-12063

G6
Black



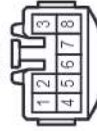
90980-12557

G7
Black



90980-12554

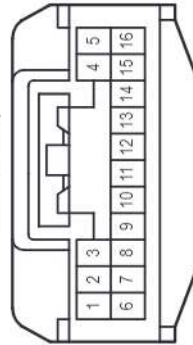
G8
Black



90980-10799

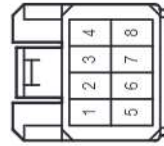
G11

Black (Before Aug. 2017 Production) / White (From Aug. 2017 Production)



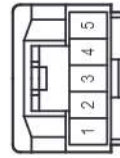
90980-12423

G16
White



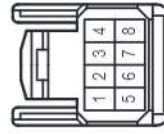
90980-12113

G18
Black



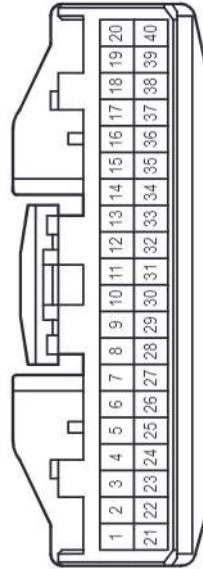
90980-11909

G23
Black

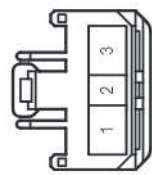


90980-12551

G25
White

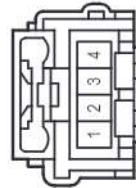


G26
Black



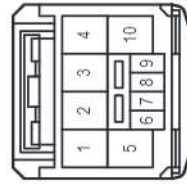
90980-11667

G41
Yellow



90980-12160

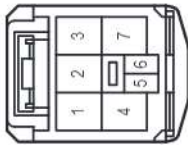
G42
White



90980-12360

Position of Parts in Instrument Panel (LHD Front Bench Seat) (From Aug. 2017 Production)

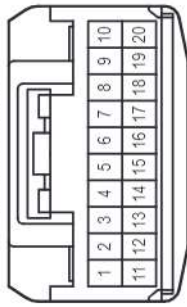
G43
White



90980-12358

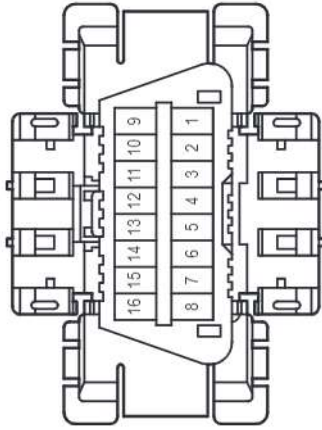
G44

White (Before Aug. 2017 Production) / Black (From Aug. 2017 Production)



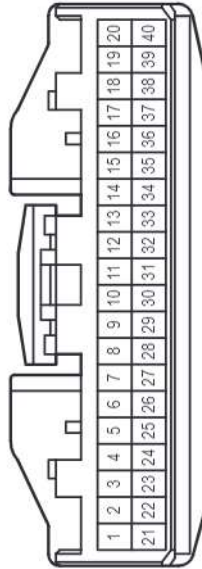
90980-12460

G48
White



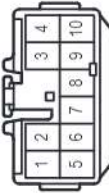
90980-11578

G53
Black



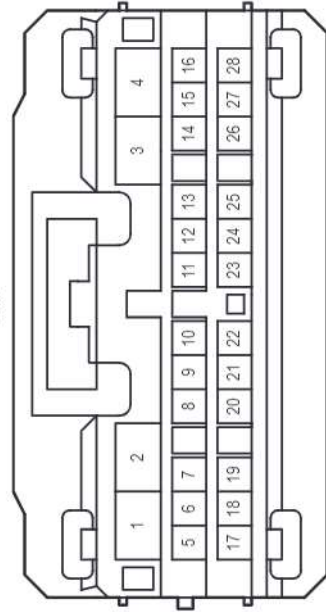
90980-12557

G54
Black



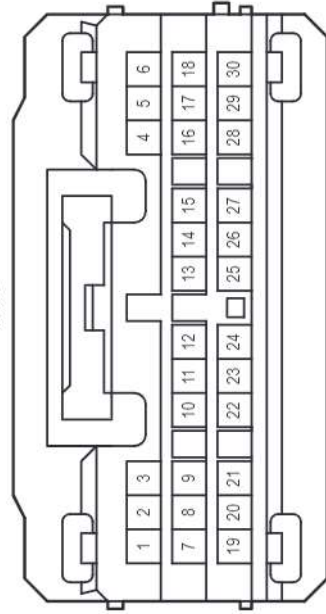
90980-10997

G63
White



90980-12793

G64
White



90980-12753

G65
White

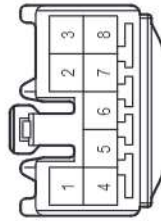
G74
Black

G77
White

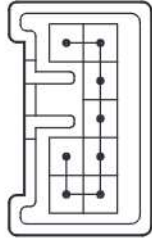
Position of Parts in Instrument Panel (LHD Front Bench Seat) (From Aug. 2017 Production)

G104

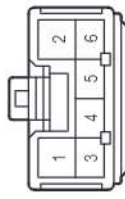
White (Before Aug. 2017 Production) / Gray (From Aug. 2017 Production)



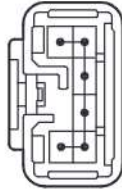
90980-11686



G105
White

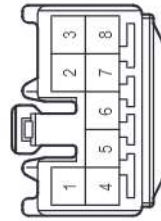


90980-10976

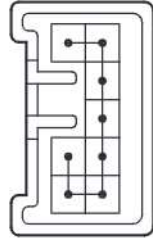


G106

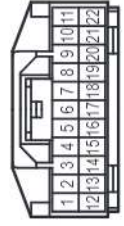
White (Before Aug. 2017 Production) / Gray (From Aug. 2017 Production)



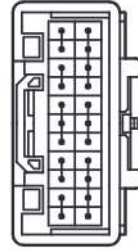
90980-11686



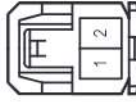
G107
Blue



90980-11915

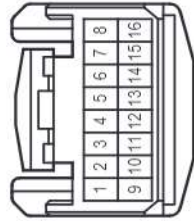


G148
White



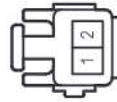
90980-12498

G160
Black



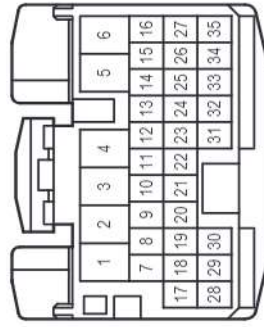
90980-12553

G161
Black



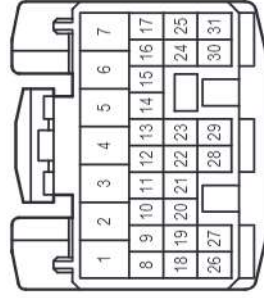
90980-10825

G182
White



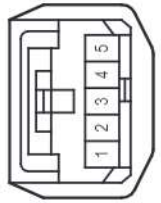
90980-12529

G183
White



90980-12525

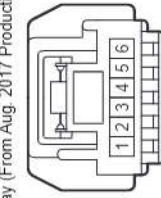
G189
Black



90980-12954

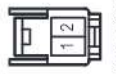
G198

Black (Before Aug. 2017 Production) / Gray (From Aug. 2017 Production)



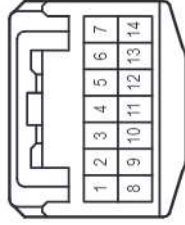
90980-12C74

G202
Black

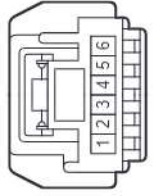


90980-11918

G208
Black

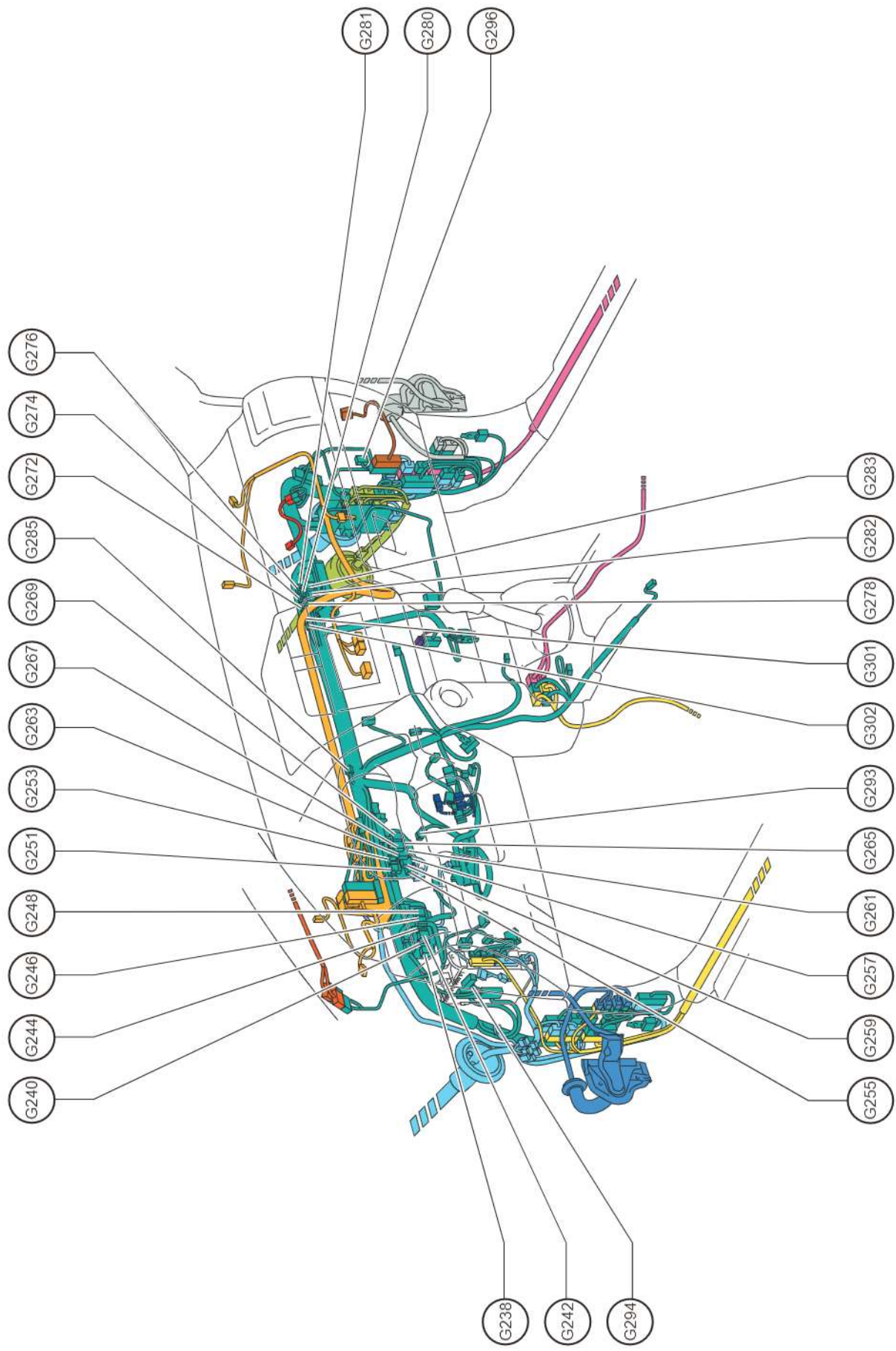


G220
Blue



90980-12C69

Position of Parts in Instrument Panel (LHD Front Bench Seat) (From Aug. 2017 Production)

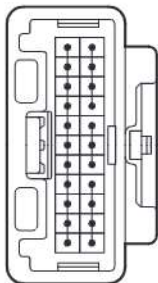


Position of Parts in Instrument Panel (LHD Front Bench Seat) (From Aug. 2017 Production)

- G238 Junction Connector
- G240 Junction Connector
- G242 Junction Connector
- G244 Junction Connector
- G246 Junction Connector
- G248 Junction Connector
- G251 Junction Connector
- G253 Junction Connector
- G255 Junction Connector
- G257 Junction Connector
- G259 Junction Connector
- G261 Junction Connector
- G263 Junction Connector
- G265 Junction Connector
- G267 Junction Connector
- G269 Junction Connector
- G272 Junction Connector
- G274 Junction Connector
- G276 Junction Connector
- G278 Junction Connector
- G280 Junction Connector
- G281 Junction Connector
- G282 Junction Connector
- G283 Junction Connector
- G285 Junction Connector
- G293 Junction Connector
- G294 Junction Connector
- G296 Junction Connector
- G301 Short Connector
- G302 Short Connector

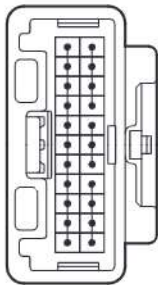
Position of Parts in Instrument Panel (LHD Front Bench Seat) (From Aug. 2017 Production)

G238
Blue



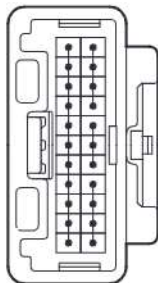
90980-12B54

G240
White



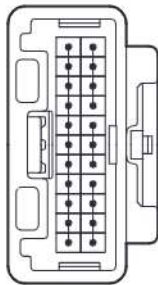
90980-12B54

G242
Blue



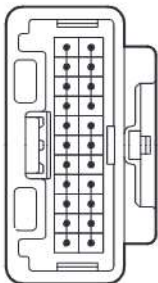
90980-12B54

G244
White



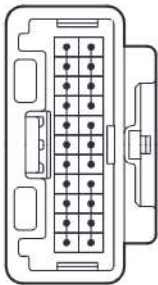
90980-12B54

G246
Blue



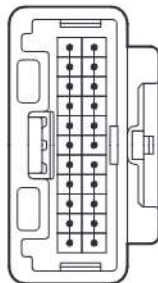
90980-12B54

G248
White



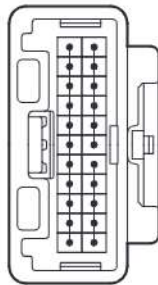
90980-12B54

G251
Blue



90980-12B54

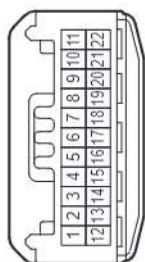
G253
White



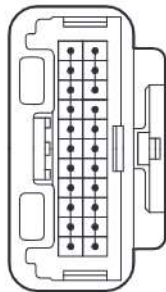
90980-12B54

Position of Parts in Instrument Panel (LHD Front Bench Seat) (From Aug. 2017 Production)

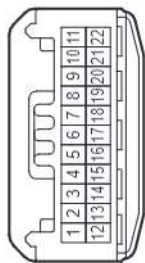
G259
Blue



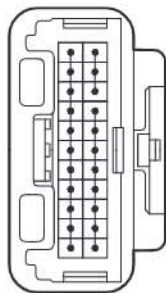
90980-12B54



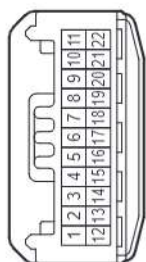
G261
White



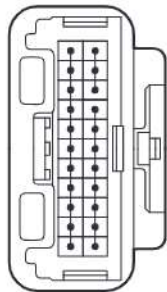
90980-12B54



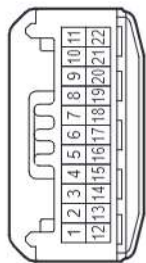
G263
Blue



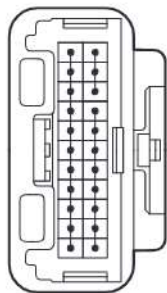
90980-12B54



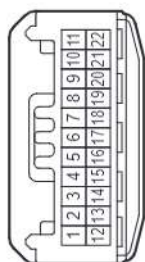
G265
White



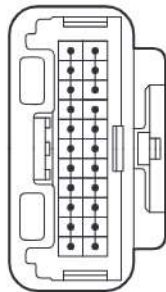
90980-12B54



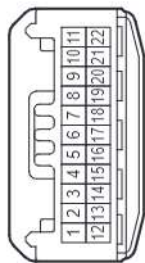
G267
Blue



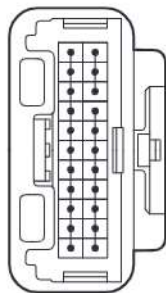
90980-12B54



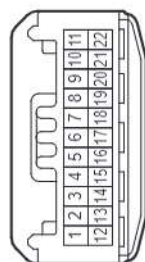
G269
White



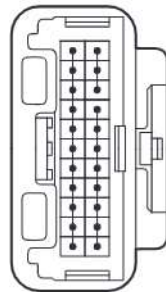
90980-12B54



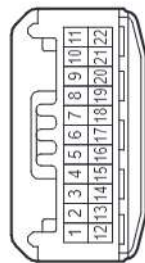
G272
Gray



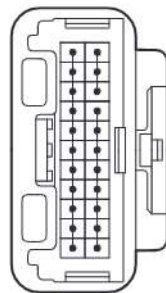
90980-12B54



G274
Blue

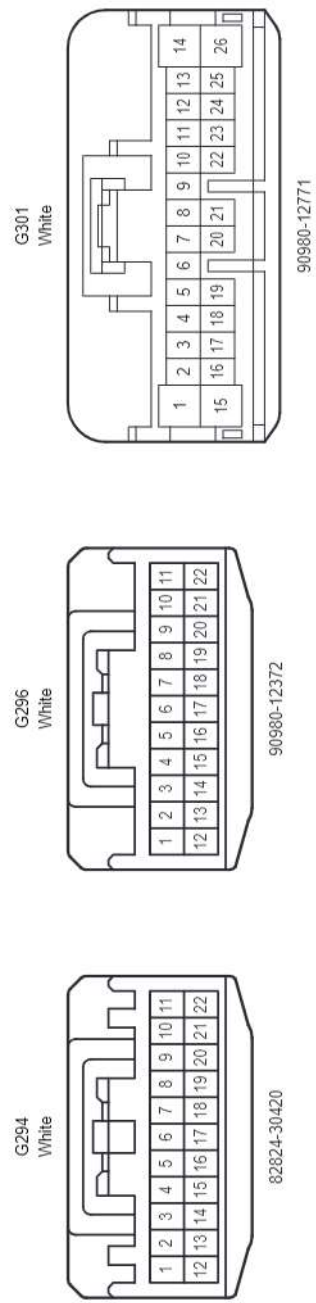
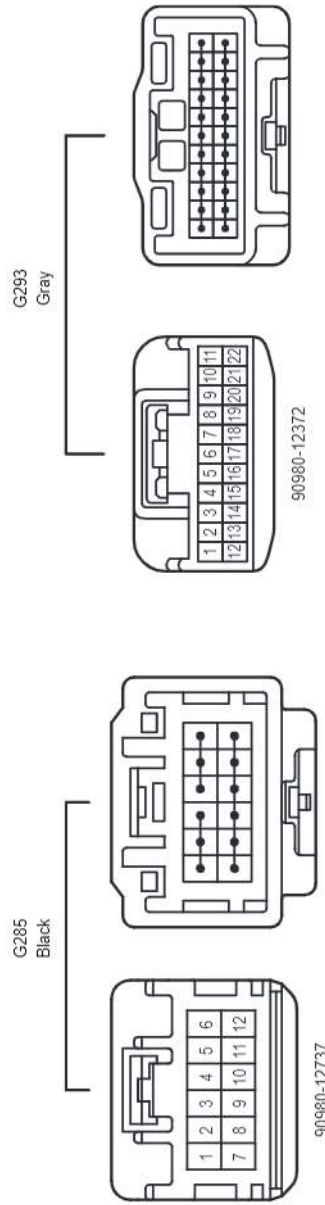
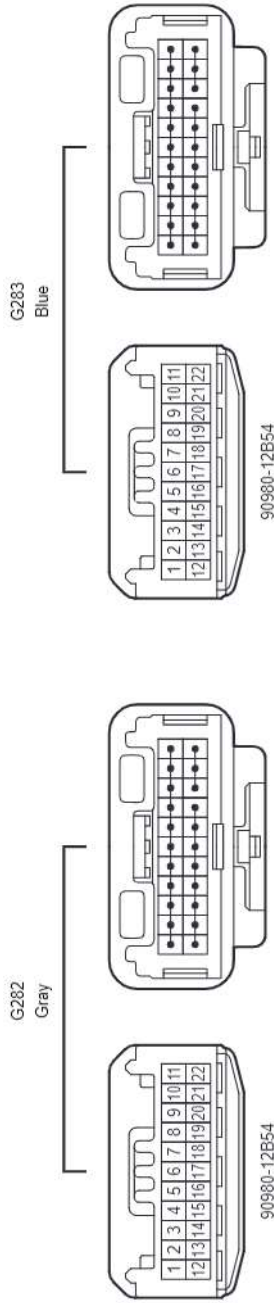
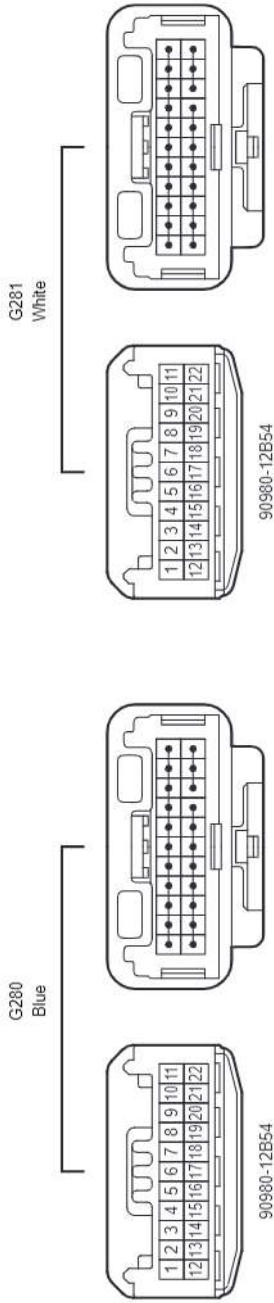


90980-12B54

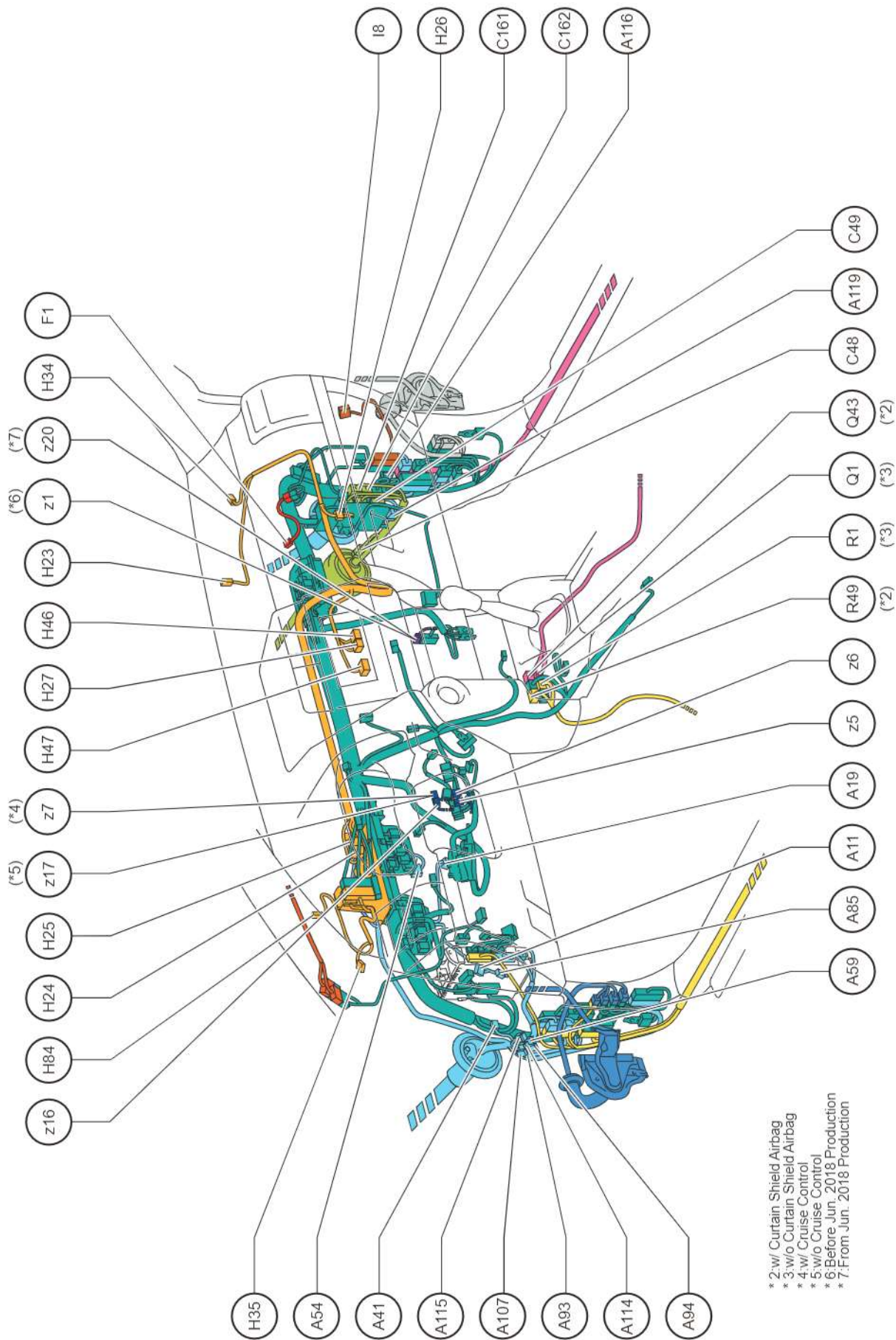


cardiagn.com

Position of Parts in Instrument Panel (LHD Front Bench Seat) (From Aug. 2017 Production)



Position of Parts in Instrument Panel (LHD Front Bench Seat) (From Aug. 2017 Production)

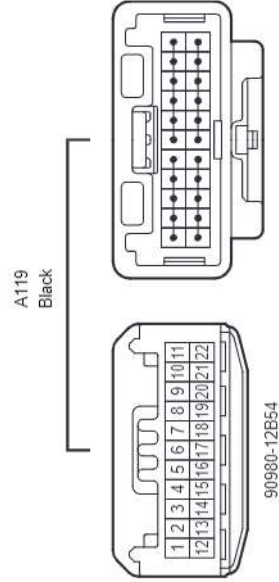
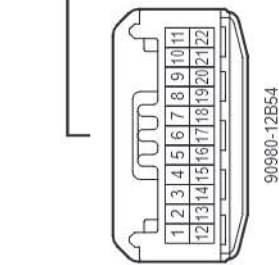
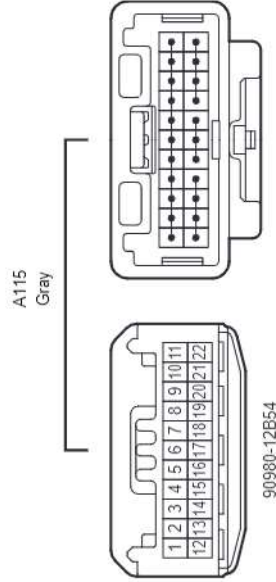
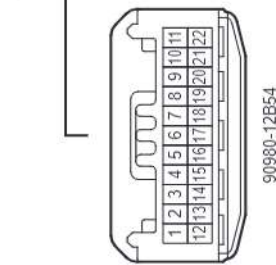
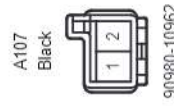
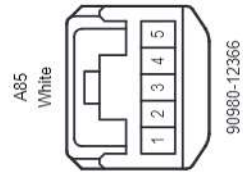
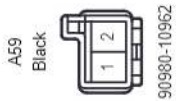

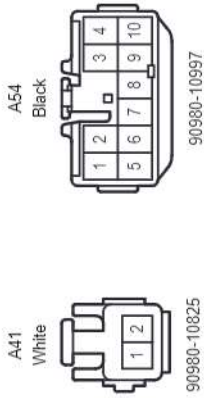
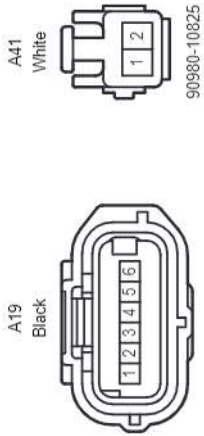
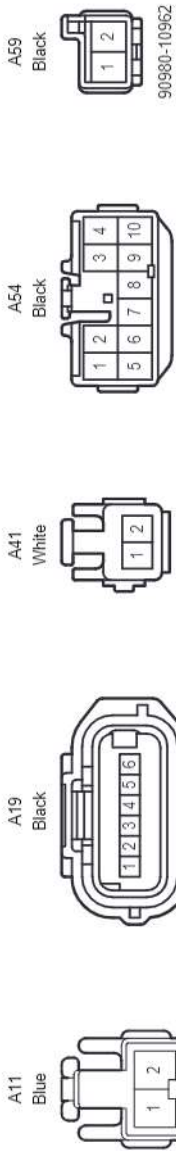


* 2.w/ Curtain Shield Airbag
 * 3.w/o Curtain Shield Airbag
 * 4.w/ Cruise Control
 * 5.w/o Cruise Control
 * 6.Before Jun. 2018 Production
 * 7.From Jun. 2018 Production

Position of Parts in Instrument Panel (LHD Front Bench Seat) (From Aug. 2017 Production)

A 11	Brake Pedal Load Sensing Switch
A 19	Acceleration Sensor
A 41	Clutch Start Switch Assembly
A 54	Stop Light Control Relay Assembly
A 59	Diode (Stop Light)
A 85	Stop Light Switch Assembly
A 93	Diode (Clearance Light RH)
A 94	Diode (Clearance Light LH)
A107	Diode (Towing)
A114	Junction Connector
A115	Junction Connector
A116	Junction Connector
A119	Junction Connector
C 48	Junction Connector
C 49	Junction Connector
C161	ECM
C162	ECM
F 1	Front Passenger Side Squib Circuit
H 23	Theft Warning Indicator Light Assembly
H 24	Junction Connector
H 25	Junction Connector
H 26	Junction Connector
H 27	Radio Receiver Assembly
H 34	Front No. 2 Speaker Assembly RH
H 35	Front No. 2 Speaker Assembly LH
H 46	Radio Receiver Assembly
H 47	Radio Receiver Assembly
H 84	Automatic Light Control Sensor
I 8	Clearance Warning ECU Assembly
Q 1	Airbag Sensor Assembly
Q 43	Airbag Sensor Assembly
R 1	Airbag Sensor Assembly
R 49	Airbag Sensor Assembly
z 1	A/C Amplifier Assembly , A/C Blower Assembly
z 5	Driver Side Squib Circuit , Spiral Cable Sub-Assembly
z 6	Driver Side Squib 2nd Step Circuit , Spiral Cable Sub-Assembly
z 7	Cruise Control Main Switch , Spiral Cable Sub-Assembly , Steering Pad Switch Assembly
z 16	Spiral Cable Sub-Assembly , Steering Pad Switch Assembly

Position of Parts in Instrument Panel (LHD Front Bench Seat) (From Aug. 2017 Production)

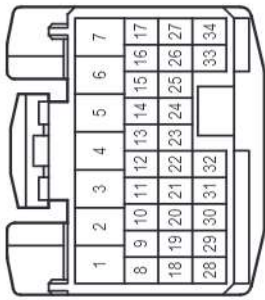


C48
White

C49
Blue

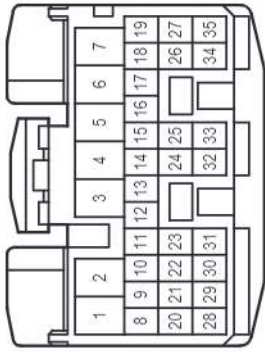
Position of Parts in Instrument Panel (LHD Front Bench Seat) (From Aug. 2017 Production)

C161
White



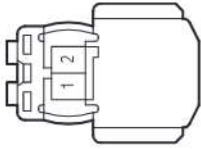
90980-12527

C162
White



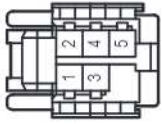
90980-12528

F1
Orange



90980-12576

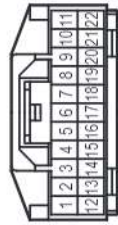
H23
White



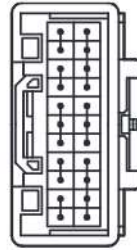
90980-12829

H24

White (Before Aug. 2017 Production) / Blue (From Aug. 2017 Production)

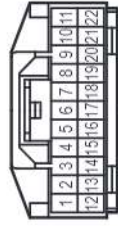


90980-11915

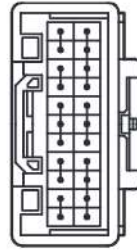


H25

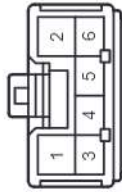
White (Before Aug. 2017 Production) / Blue (From Aug. 2017 Production)



90980-11915



H26
White



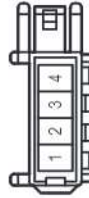
90980-10976

H27
White



90980-10996

H34
White



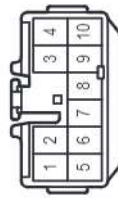
90980-12304

H35
White



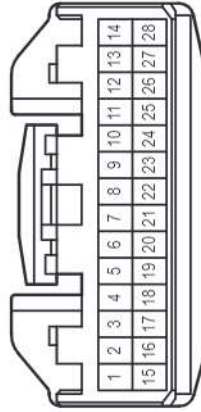
90980-12304

H46
White



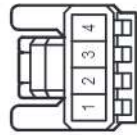
90980-10997

H47
White



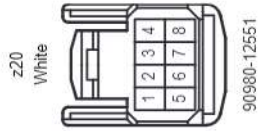
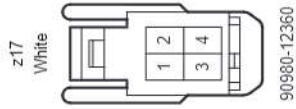
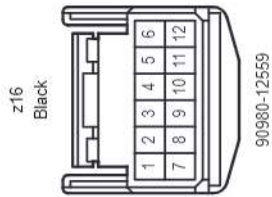
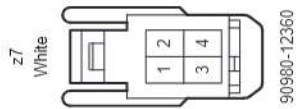
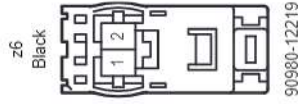
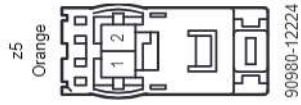
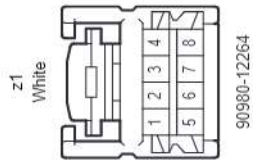
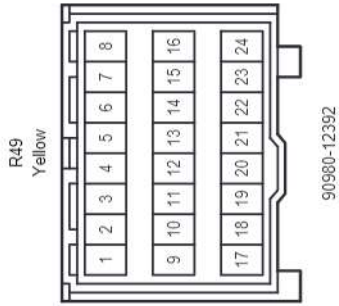
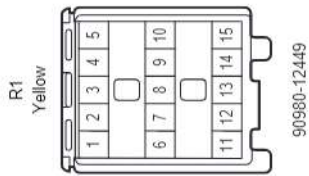
90980-12555

H84
White

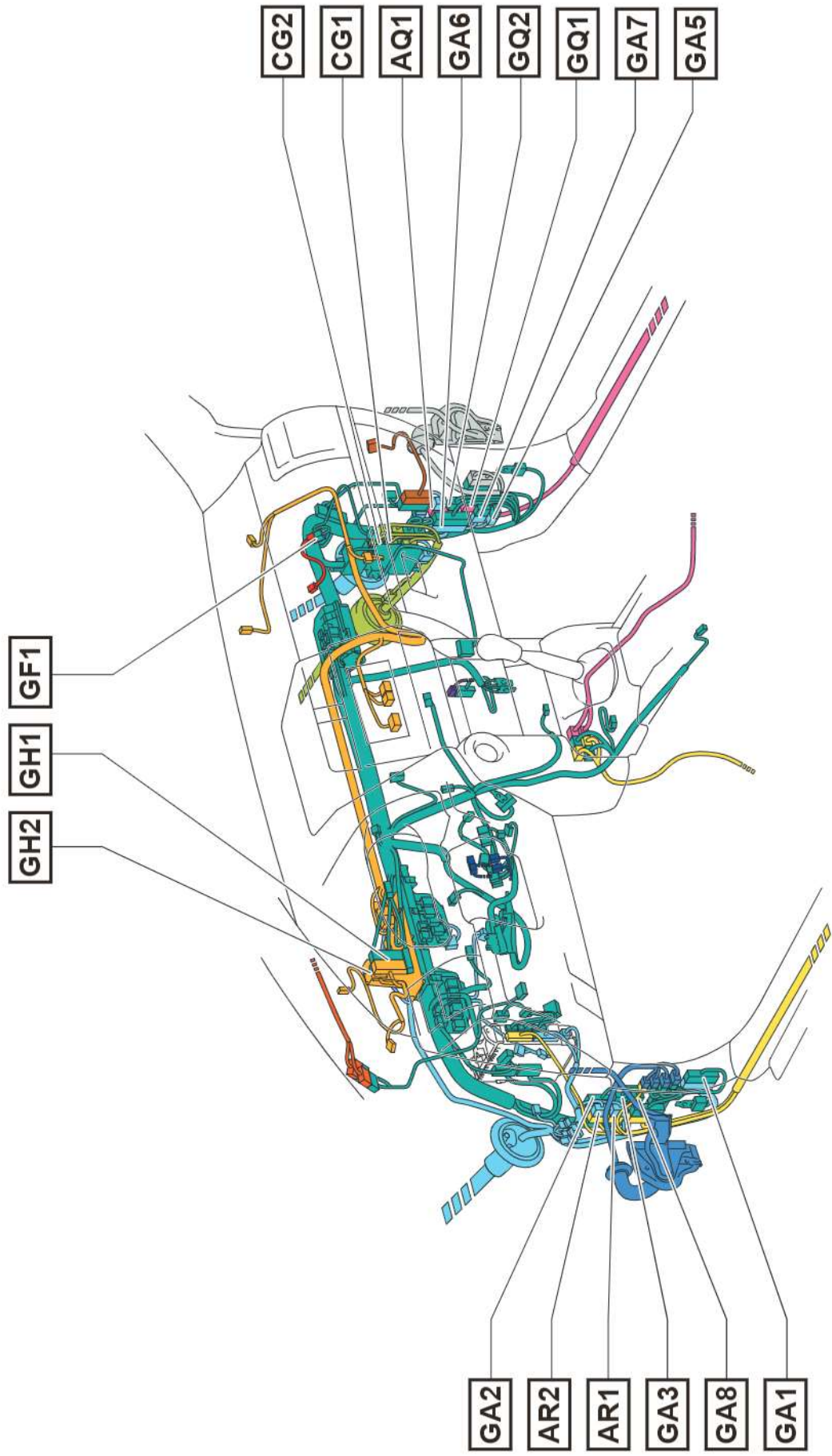


82824-50130

Position of Parts in Instrument Panel (LHD Front Bench Seat) (From Aug. 2017 Production)

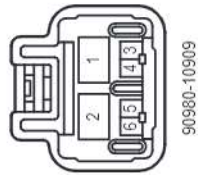
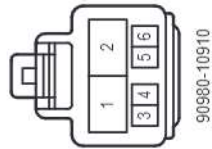


Wire and Wire in Instrument Panel (LHD Front Bench Seat) (From Aug. 2017 Production)

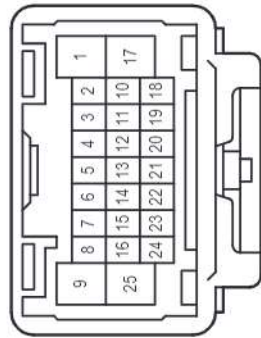
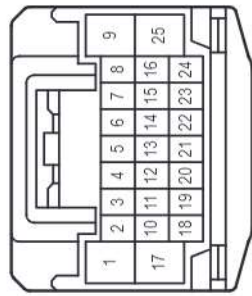


Wire and Wire in Instrument Panel (LHD Front Bench Seat) (From Aug. 2017 Production)

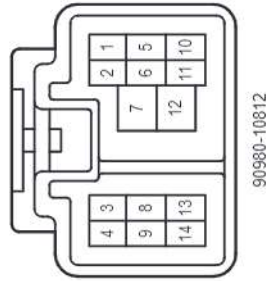
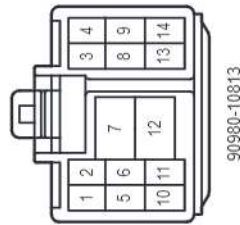
AQ1
White



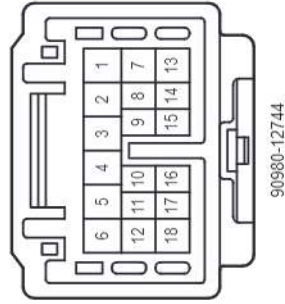
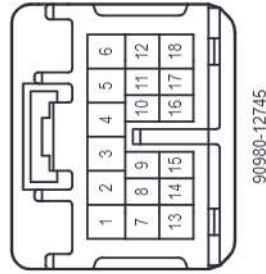
AR1
White



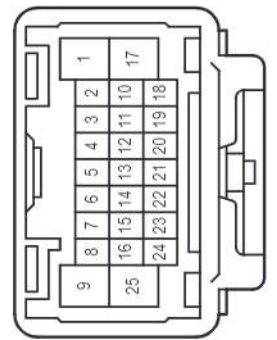
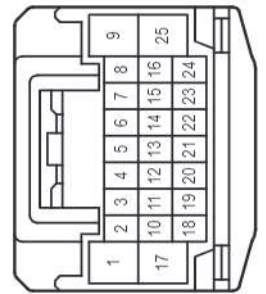
AR2
Gray



CG1
White

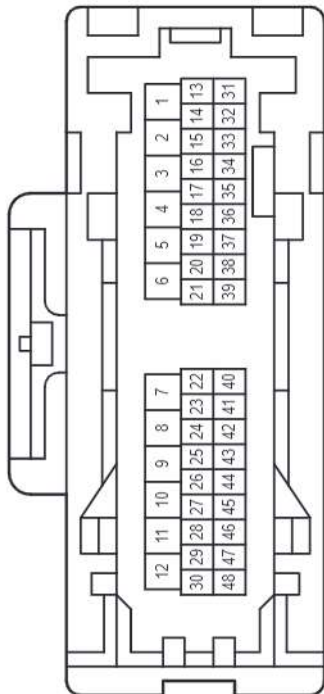
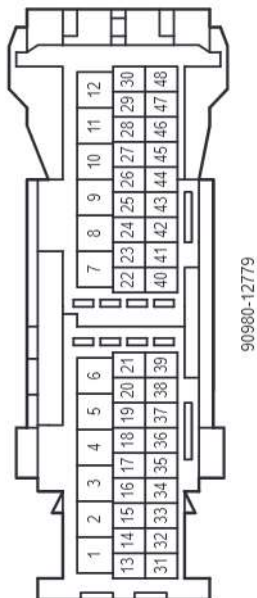


CG2
White

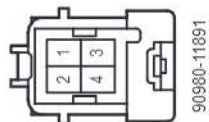
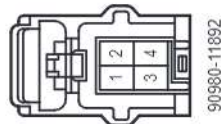
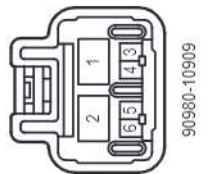
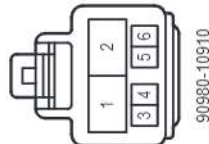


Wire and Wire in Instrument Panel (LHD Front Bench Seat) (From Aug. 2017 Production)

GA2
White

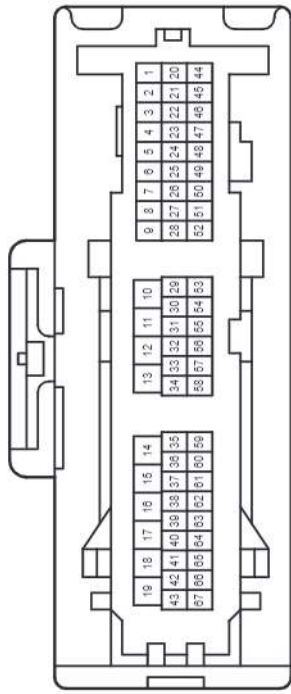
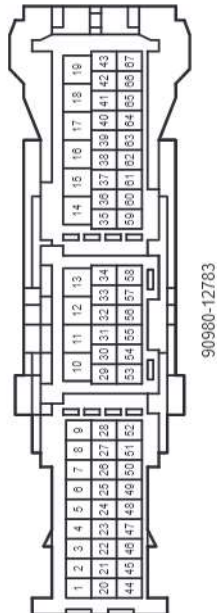


GA3
Black



GA5
Yellow

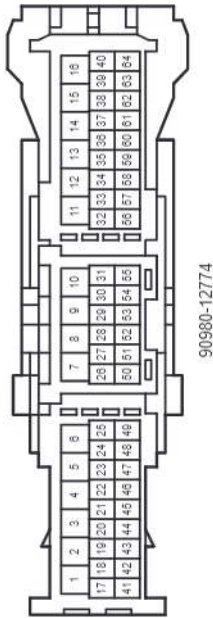
GA6
White



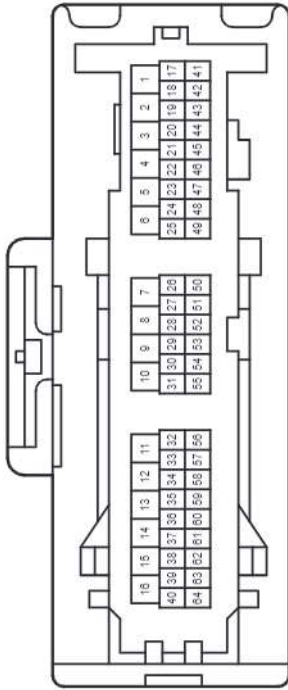
cardiagn.com

Wire and Wire in Instrument Panel (LHD Front Bench Seat) (From Aug. 2017 Production)

[GH1]
White

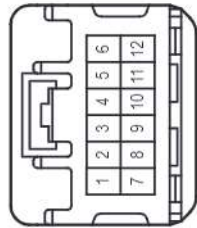


90980-12774

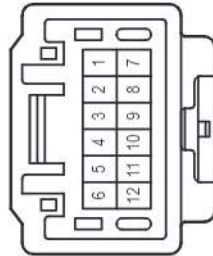


90980-12798

[GH2]
White

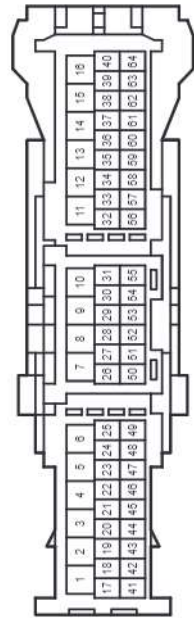


90980-12737

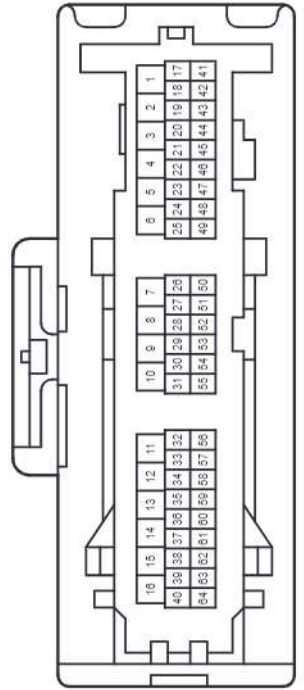


90980-12736

[GQ1]
White



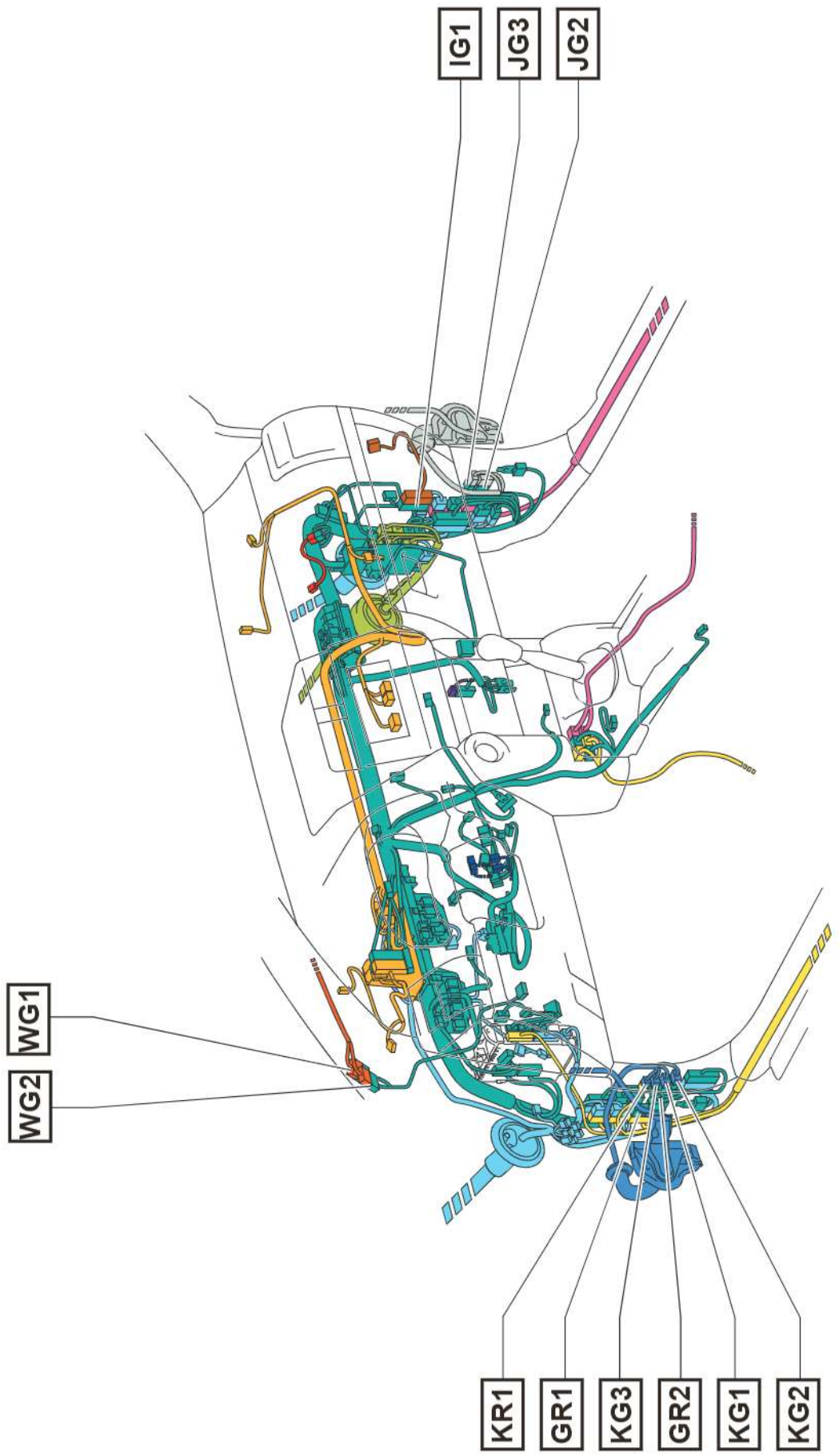
90980-12774



90980-12798

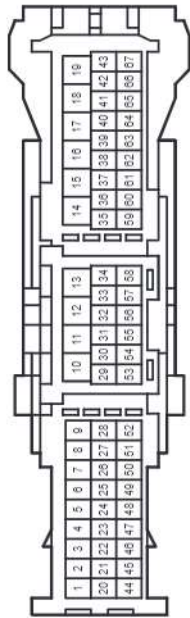
[GQ2]

Wire and Wire in Instrument Panel (LHD Front Bench Seat) (From Aug. 2017 Production)

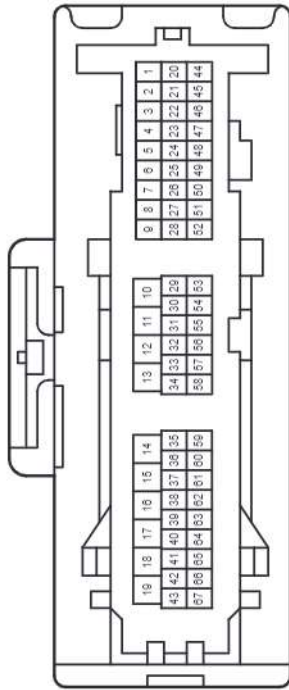


Wire and Wire in Instrument Panel (LHD Front Bench Seat) (From Aug. 2017 Production)

[GR1]
White

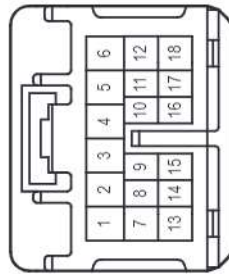


90980-12783

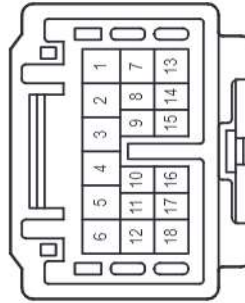


90980-12800

[GR2]
Gray

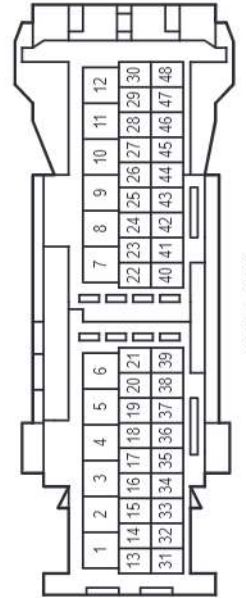


90980-12745

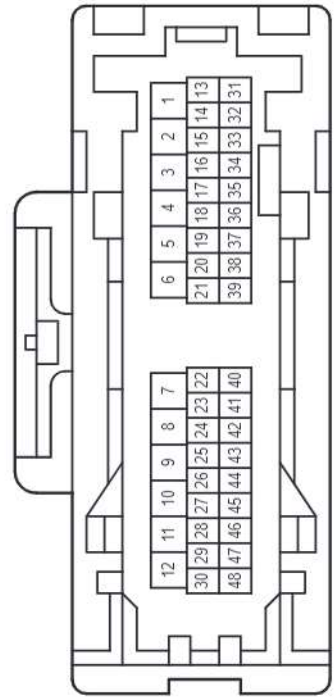


90980-12744

[IG1]
White



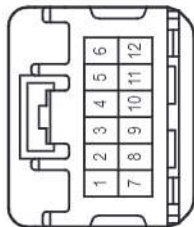
90980-12779



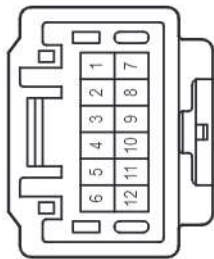
90980-12799

Wire and Wire in Instrument Panel (LHD Front Bench Seat) (From Aug. 2017 Production)

[JG3]
Black

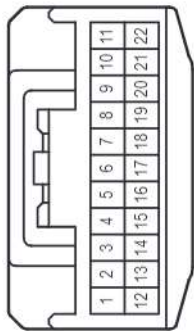


90980-12737

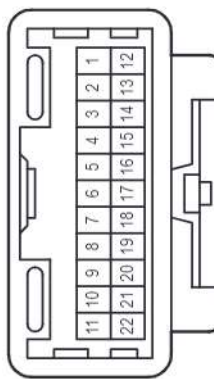


90980-12736

[KG1]
Gray

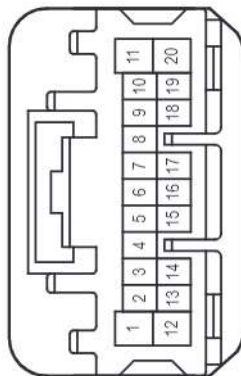


90980-12372

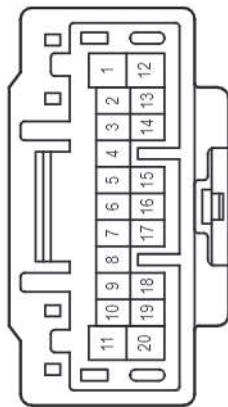


90980-12371

[KG2]
White

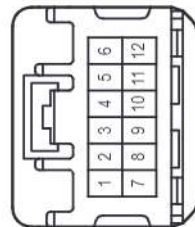


90980-12741

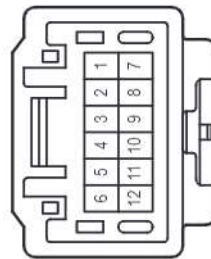


90980-12740

[KG3]
Black

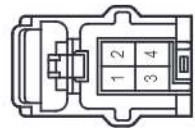


90980-12737

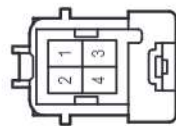


90980-12736

[KR1]
Yellow



90980-11892

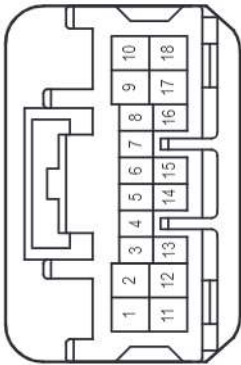


90980-11891

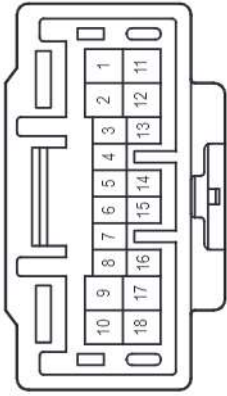
[WG1]
White

Wire and Wire in Instrument Panel (LHD Front Bench Seat) (From Aug. 2017 Production)

WG2
White

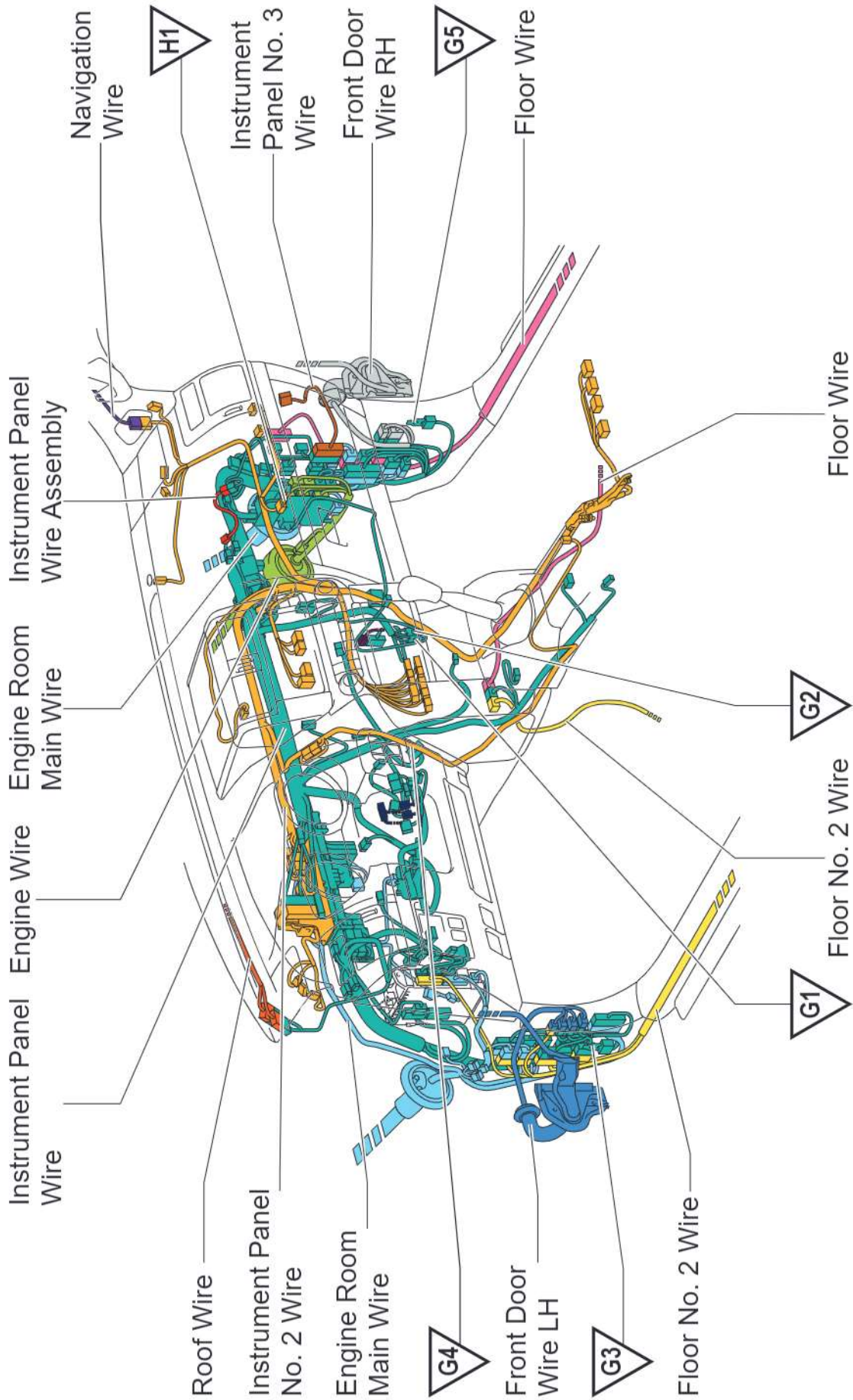


90980-12739

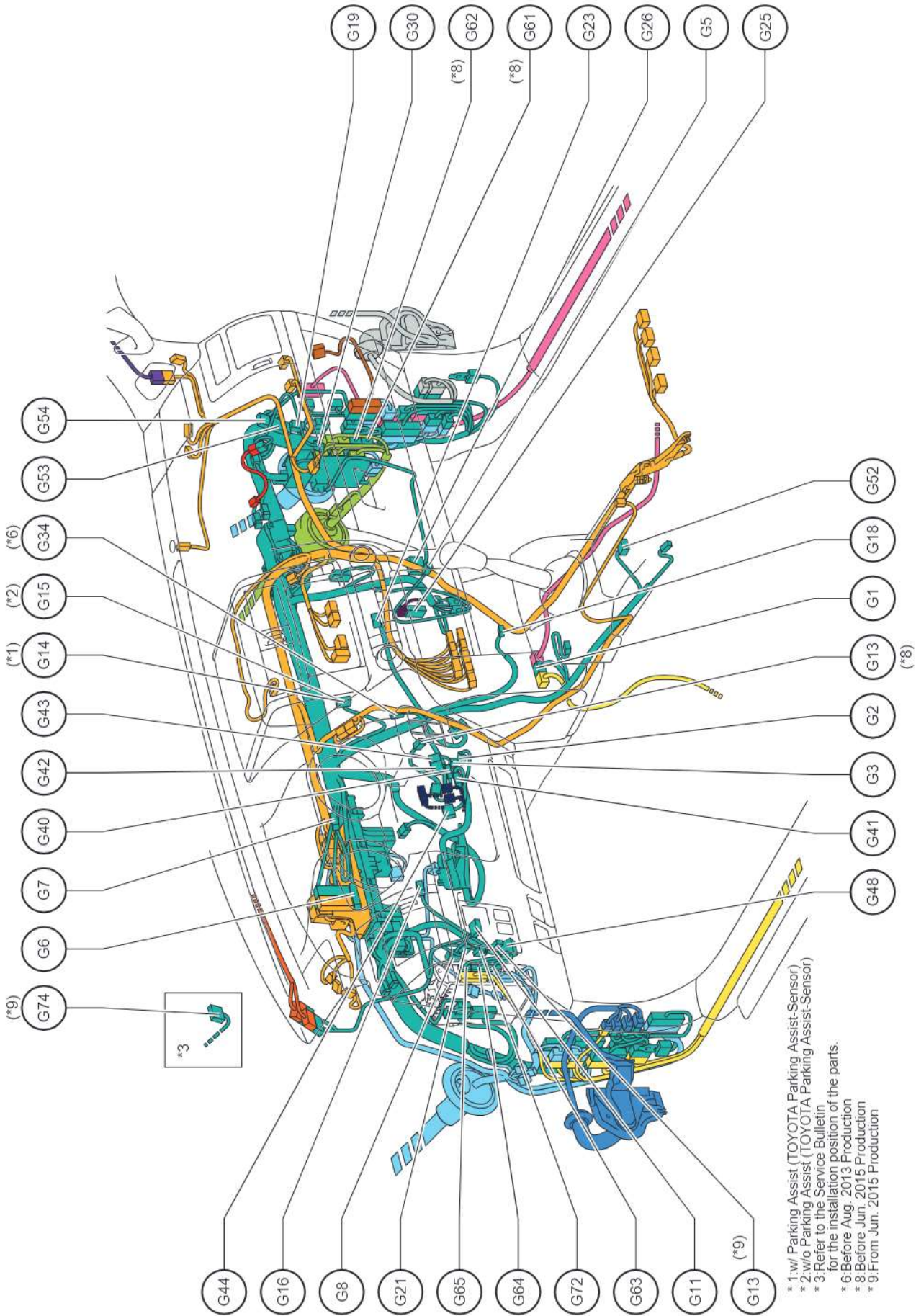


90980-12738

Ground Points in Instrument Panel (LHD Front Bench Seat) (Before Aug. 2017 Production)



Position of Parts in Instrument Panel (LHD Front Bench Seat) (Before Aug. 2017 Production)

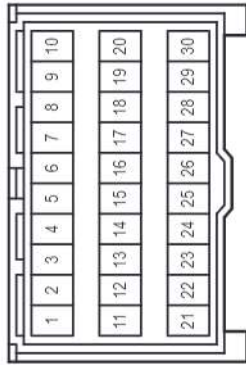


* 1: w/ Parking Assist (TOYOTA Parking Assist-Sensor)
 * 2: w/o Parking Assist (TOYOTA Parking Assist-Sensor)
 * 3: Refer to the Service Bulletin for the installation position of the parts.
 * 6: Before Aug. 2013 Production
 * 8: Before Jun. 2015 Production
 * 9: From Jun. 2015 Production

- G 1 Airbag Sensor Assembly
- G 2 Ignition or Starter Switch Assembly
- G 3 Un-Lock Warning Switch Assembly
- G 5 Teillite Light Assembly
- G 6 Combination Meter Assembly
- G 7 Combination Meter Assembly
- G 8 Turn Signal Flasher Assembly
- G 11 Outer Mirror Switch Assembly
- G 13 Back Sonar or Clearance Sonar Switch Assembly
- G 14 Clearance Warning Indicator Assembly
- G 15 Hazard Warning Signal Switch Assembly
- G 16 Trip Switch
- G 18 Transfer Position Switch
- G 19 Option Connector
- G 21 Headlight Leveling Switch
- G 23 Integration Control and Panel Assembly
- G 25 A/C Amplifier Assembly
- G 26 Front Blower with Fan Motor Sub-Assembly
- G 30 Glove Box Light
- G 34 No. 1 Clearance Warning Buzzer
- G 40 Spiral Cable Sub-Assembly
- G 41 Spiral Cable Sub-Assembly
- G 42 Windshield Wiper Switch Assembly
- G 43 Windshield Wiper Switch Assembly
- G 44 Headlight Dimmer Switch Assembly
- G 48 DLC3
- G 52 Yaw Rate Sensor Assembly
- G 53 Four Wheel Drive Control ECU
- G 54 Four Wheel Drive Control ECU
- G 61 ECM
- G 62 ECM
- G 63 Main Body ECU
- G 64 Main Body ECU
- G 65 Main Body ECU
- G 72 Headlight Cleaner Switch Assembly
- G 74 Transponder Key ECU Assembly

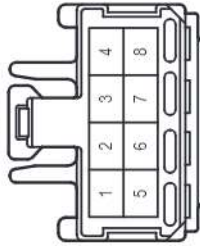
Position of Parts in Instrument Panel (LHD Front Bench Seat) (Before Aug. 2017 Production)

G1
Yellow



90980-12391

G2
White



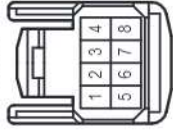
90980-11615

G3
White



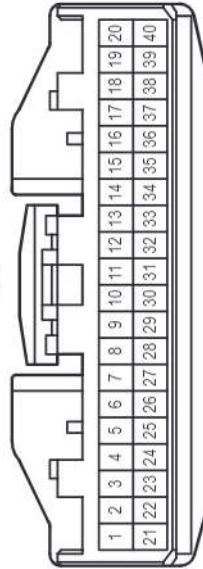
90980-12063

G5
Black



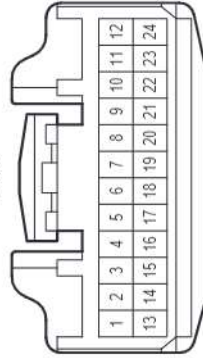
90980-12551

G6
Black



90980-12557

G7
Black



90980-12554

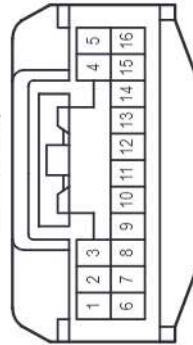
G8
Black



90980-10799

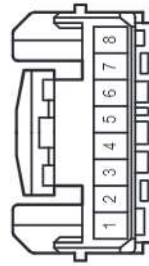
G11

Black (Before Aug. 2017 Production) / White (From Aug. 2017 Production)



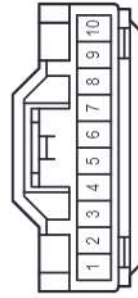
90980-12423

G13
Black



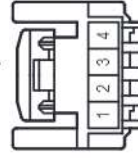
90980-12558

G14
Black



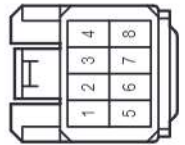
90980-12162

G15
Gray



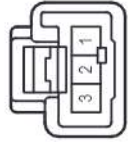
82824-21030

G16
White



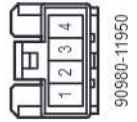
90980-12113

G19
White



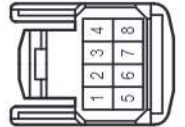
90980-10907

G21
Black



90980-11950

G23
Black



90980-12551

Position of Parts in Instrument Panel (LHD Front Bench Seat) (Before Aug. 2017 Production)

G40 Black
90980-12552

G41 Yellow
90980-12160

G42 White
90980-12359

G43 White
90980-12358

G44 White (Before Aug. 2017 Production) / Black (From Aug. 2017 Production)
90980-12460

G48 White
90980-11978

G52 Black
90980-12303

G53 Black
90980-12557

G54 Black
90980-10997

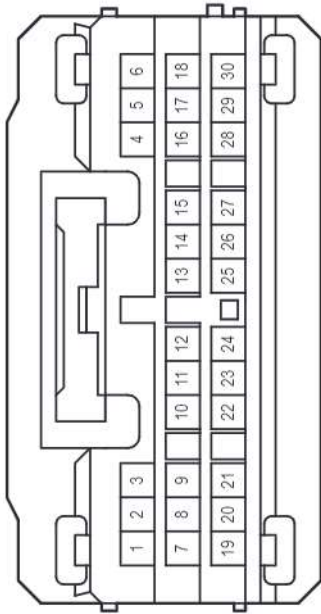
G61 White
90980-11392

G62 White

G63 White

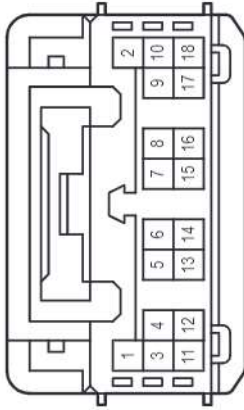
Position of Parts in Instrument Panel (LHD Front Bench Seat) (Before Aug. 2017 Production)

G64
White



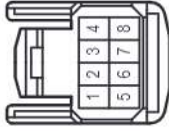
90980-12753

G65
White



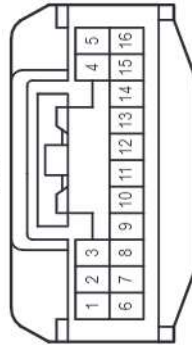
90980-12750

G72
Black



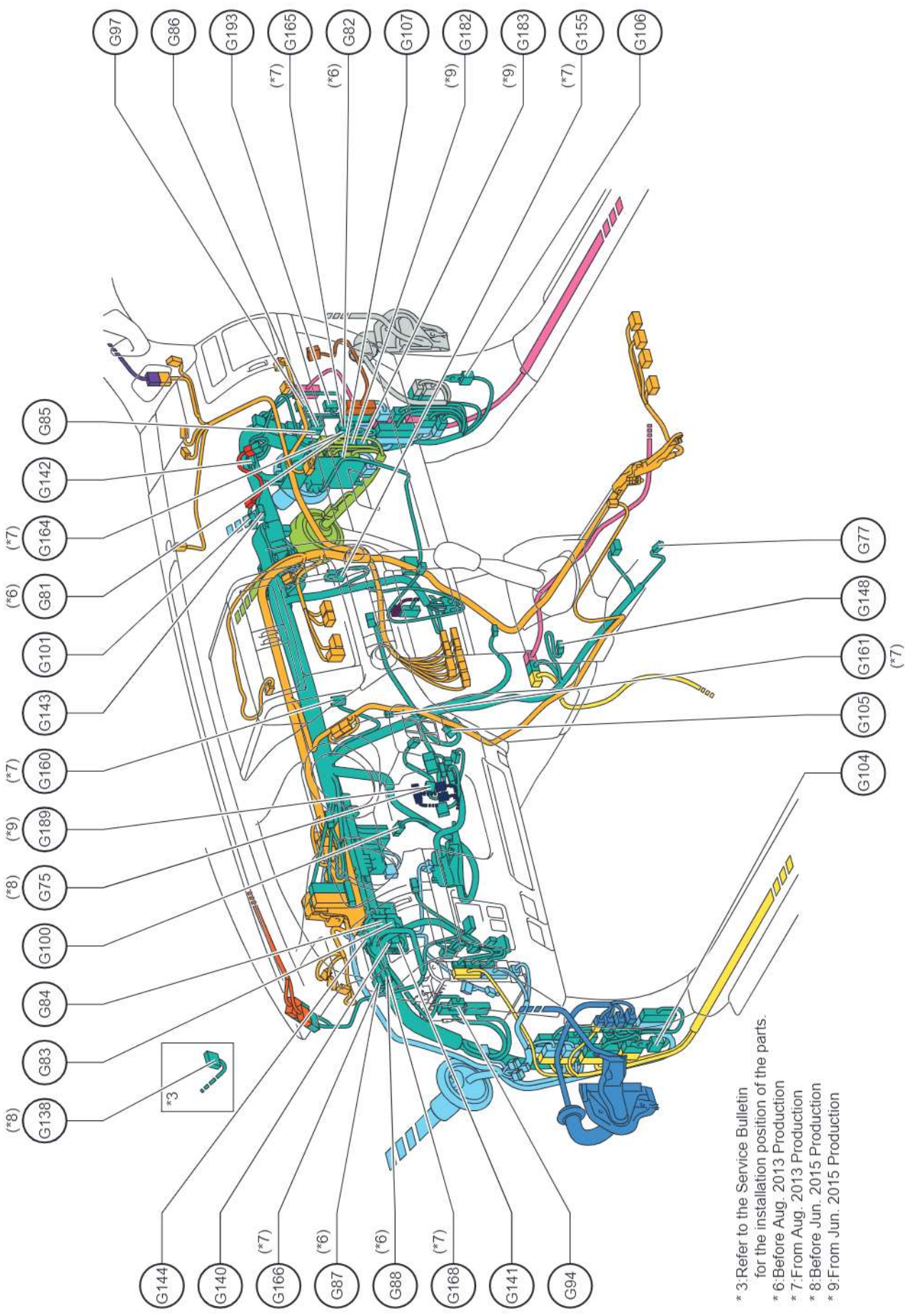
90980-12551

G74
Black



90980-12423

Position of Parts in Instrument Panel (LHD Front Bench Seat) (Before Aug. 2017 Production)



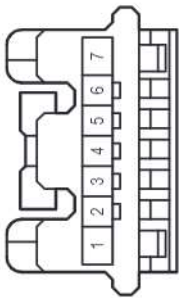
* 3: Refer to the Service Bulletin for the installation position of the parts.
 * 6: Before Aug. 2013 Production
 * 7: From Aug. 2013 Production
 * 8: Before Jun. 2015 Production
 * 9: From Jun. 2015 Production

Position of Parts in Instrument Panel (LHD Front Bench Seat) (Before Aug. 2017 Production)

- G 75 Transponder Key Amplifier
- G 77 Parking Brake Switch Assembly
- G 81 Junction Connector
- G 82 Junction Connector
- G 83 Junction Connector
- G 84 Junction Connector
- G 85 Junction Connector
- G 86 Junction Connector
- G 87 Junction Connector
- G 88 Junction Connector
- G 94 Junction Connector
- G 97 Junction Connector
- G100 Junction Connector
- G101 Junction Terminal
- G104 Junction Connector
- G105 Junction Connector
- G106 Junction Connector
- G107 Junction Connector
- G138 Transponder Key ECU Assembly
- G140 Junction Connector
- G141 Junction Connector
- G142 Junction Connector
- G143 Junction Connector
- G144 Junction Connector
- G148 Power Point Socket Assembly
- G155 Network Gateway ECU
- G160 Clearance Warning Indicator Assembly
- G161 No. 1 Clearance Warning Buzzer
- G164 Junction Connector
- G165 Junction Connector
- G166 Junction Connector
- G168 Junction Connector
- G182 ECM
- G183 ECM
- G189 Transponder Key Coil
- G193 Junction Connector

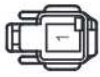
Position of Parts in Instrument Panel (LHD Front Bench Seat) (Before Aug. 2017 Production)

G75
Black



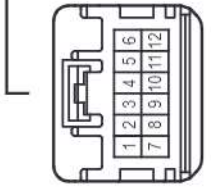
90980-12092

G77
White

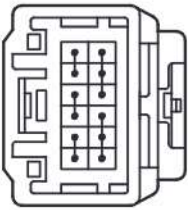


90980-10871

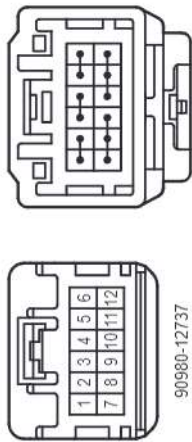
G81
White



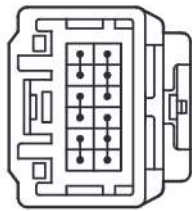
90980-12737



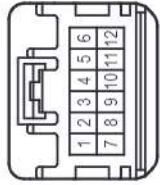
G82
White



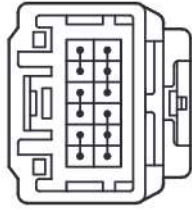
90980-12737



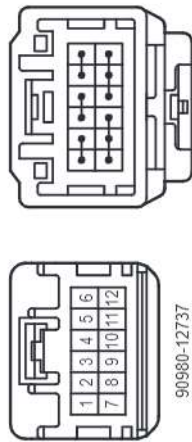
G83
Black



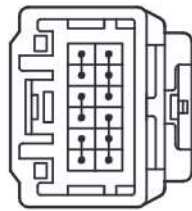
90980-12737



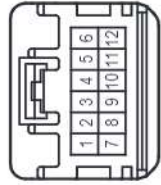
G84
Black



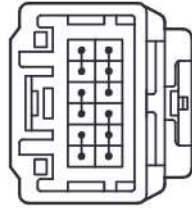
90980-12737



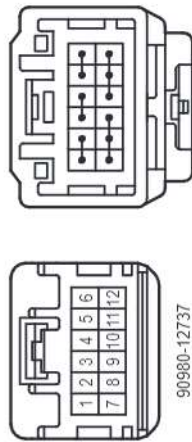
G85
Black



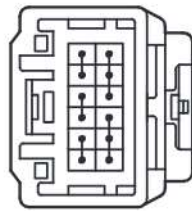
90980-12737



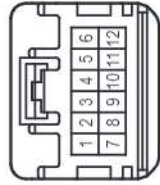
G86
Black



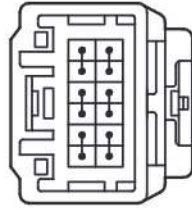
90980-12737



G87
Black

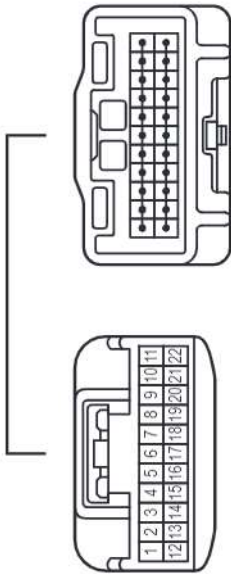


90980-12737



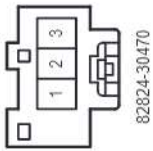
Position of Parts in Instrument Panel (LHD Front Bench Seat) (Before Aug. 2017 Production)

G100
Gray



90980-12372

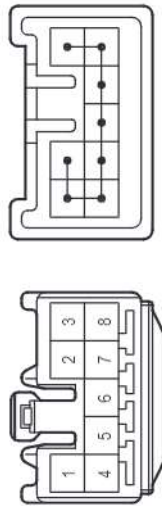
G101
White



82824-30470

G104

White (Before Aug. 2017 Production) / Gray (From Aug. 2017 Production)



90980-11686

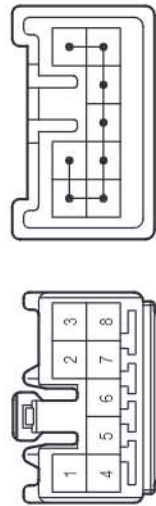
G105
White



90980-10976

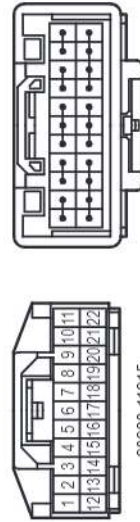
G106

White (Before Aug. 2017 Production) / Gray (From Aug. 2017 Production)



90980-11686

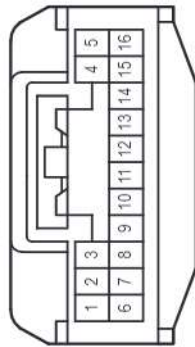
G107
Blue



90980-11915

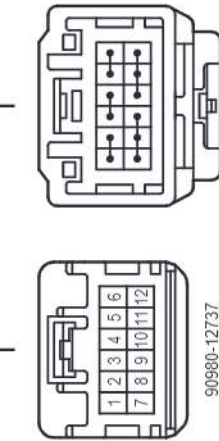
G138

White (Before Jun. 2015 Production) / Black (From Jun. 2015 Production)



90980-12423

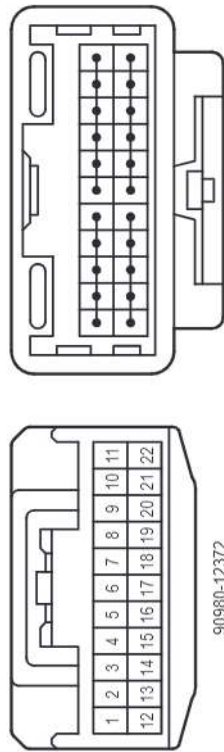
G140
Black



90980-12737

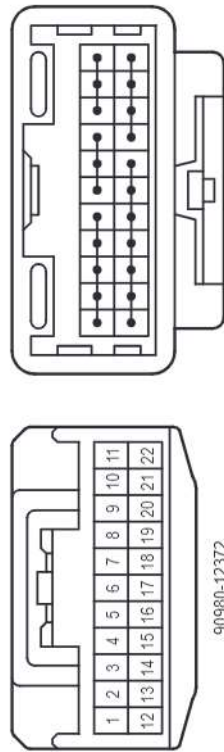
Position of Parts in Instrument Panel (LHD Front Bench Seat) (Before Aug. 2017 Production)

G143
Black



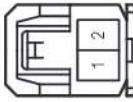
90980-12372

G144
White



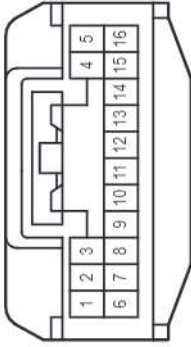
90980-12372

G148
White



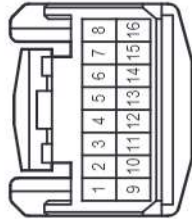
90980-12498

G155
White



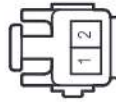
90980-12423

G160
Black



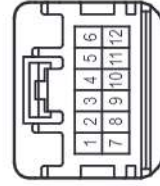
90980-12553

G161
Black

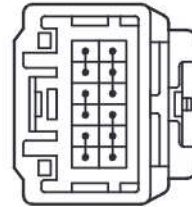


90980-10825

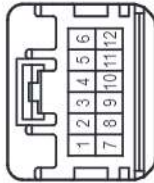
G164
Black




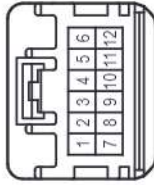
90980-12737



G165
Black

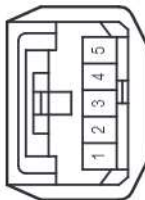


G166
Blue



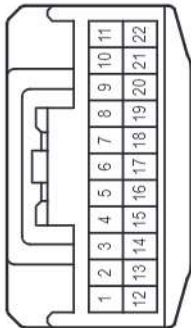
Position of Parts in Instrument Panel (LHD Front Bench Seat) (Before Aug. 2017 Production)

G189
Black



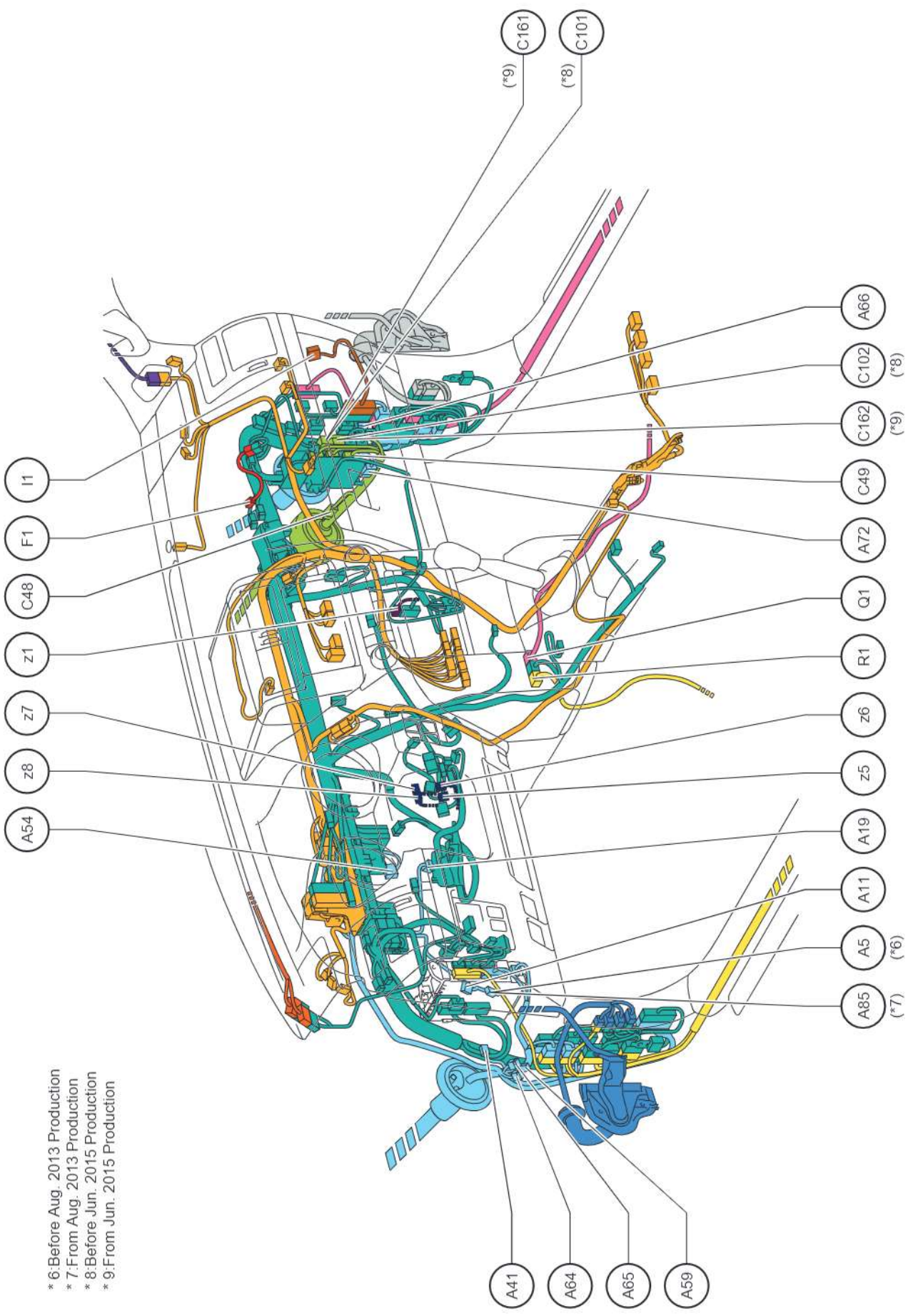
90980-12954

G193
White



90980-12372

Position of Parts in Instrument Panel (LHD Front Bench Seat) (Before Aug. 2017 Production)

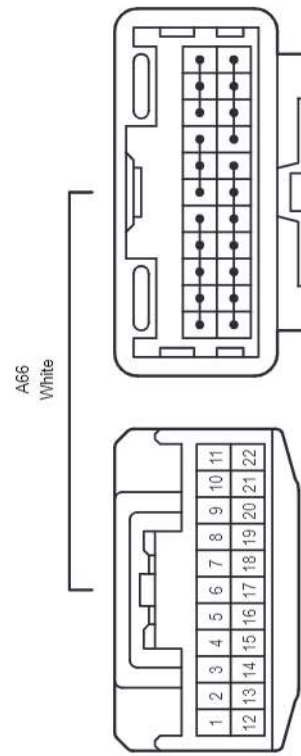
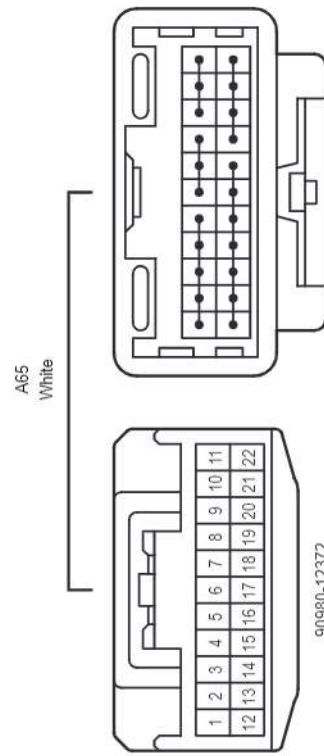
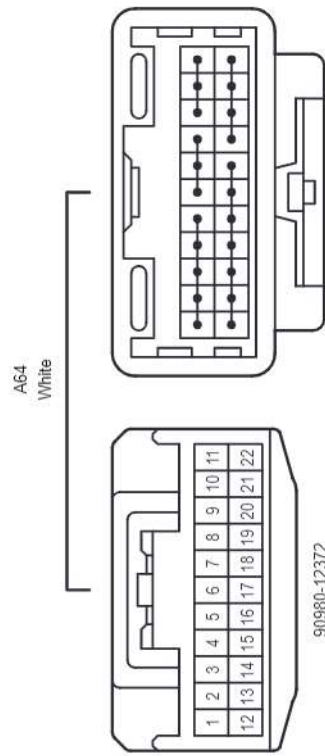
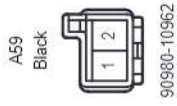
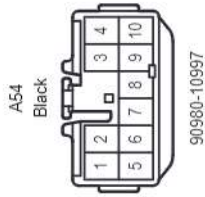
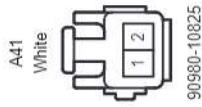
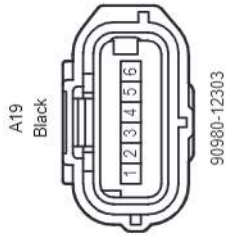
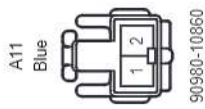
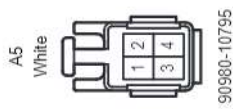


- * 6: Before Aug. 2013 Production
- * 7: From Aug. 2013 Production
- * 8: Before Jun. 2015 Production
- * 9: From Jun. 2015 Production

Position of Parts in Instrument Panel (LHD Front Bench Seat) (Before Aug. 2017 Production)

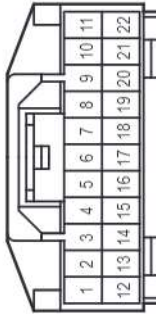
- A 5 Stop Light Switch Assembly
- A 11 Brake Pedal Load Sensing Switch
- A 19 Acceleration Sensor
- A 41 Clutch Start Switch Assembly
- A 54 Stop Light Control Relay Assembly
- A 59 Diode (Stop Light)
- A 64 Junction Connector
- A 65 Junction Connector
- A 66 Junction Connector
- A 72 Junction Connector
- A 85 Stop Light Switch Assembly
- C 48 Junction Connector
- C 49 Junction Connector
- C101 ECM
- C102 ECM
- C161 ECM
- C162 ECM
- F 1 Front Passenger Side Squib Circuit
- I 1 Clearance Warning ECU Assembly
- Q 1 Airbag Sensor Assembly
- R 1 Airbag Sensor Assembly
- z 1 A/C Amplifier Assembly , A/C Blower Assembly
- z 5 Driver Side Squib Circuit , Spiral Cable Sub-Assembly
- z 6 Driver Side Squib 2nd Step Circuit , Spiral Cable Sub-Assembly
- z 7 Cruise Control Main Switch , Spiral Cable Sub-Assembly , Steering Pad Switch Assembly
- z 8 Spiral Cable Sub-Assembly , Steering Pad Switch Assembly

Position of Parts in Instrument Panel (LHD Front Bench Seat) (Before Aug. 2017 Production)

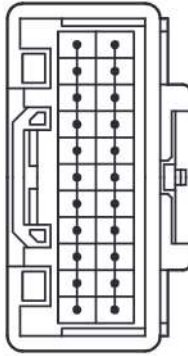


Position of Parts in Instrument Panel (LHD Front Bench Seat) (Before Aug. 2017 Production)

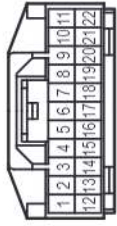
C48
White



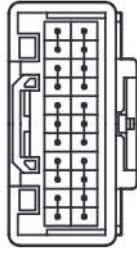
90980-11915



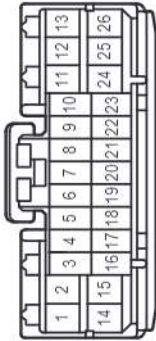
C49
Blue



90980-11915

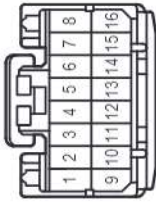


C101
White



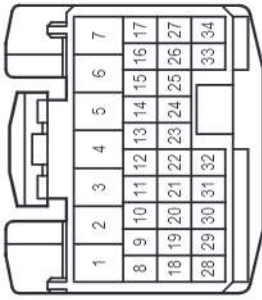
90980-11390

C102
White



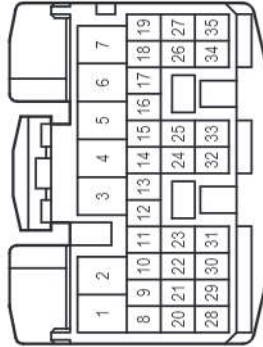
90980-11391

C161
White



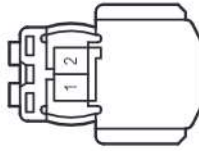
90980-12527

C162
White



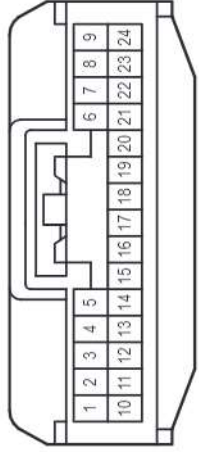
90980-12528

F1
Orange



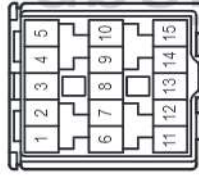
90980-12576

I1
White



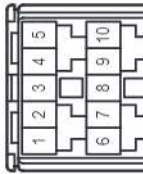
90980-12404

Q1
Yellow

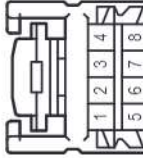


90980-12450

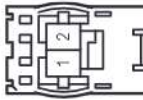
R1
Yellow



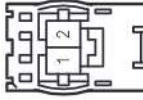
z1
White



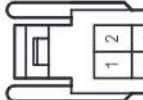
z5
Orange



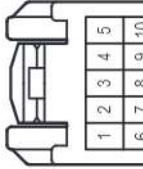
z6
Black



z7
White



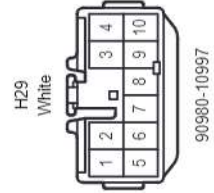
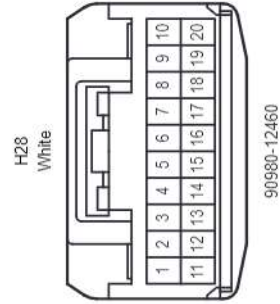
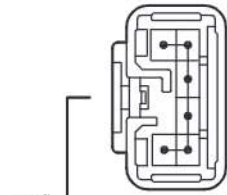
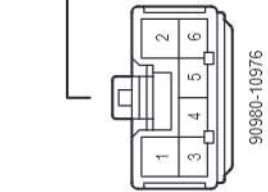
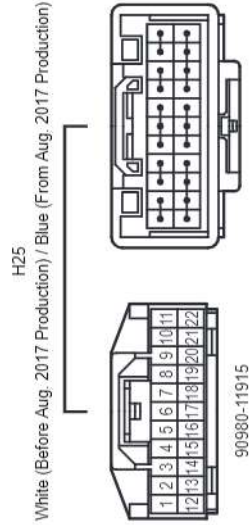
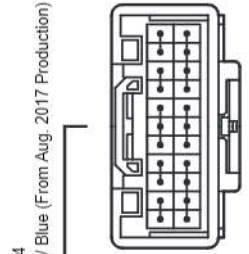
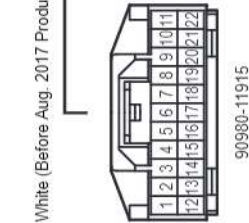
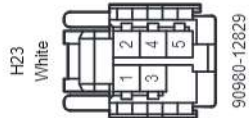
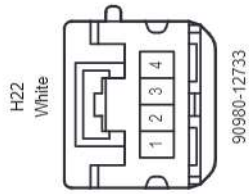
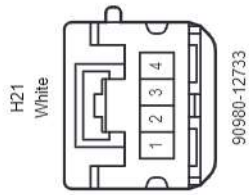
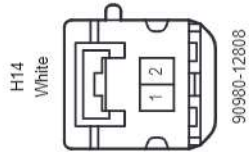
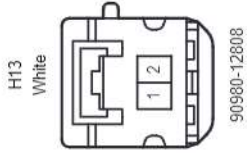
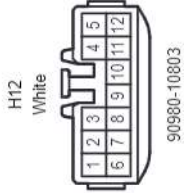
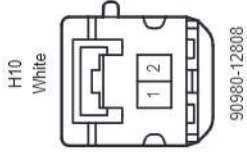
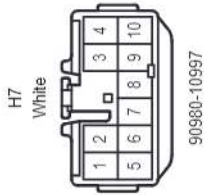
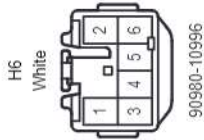
z8
White



Position of Parts in Instrument Panel (LHD Front Bench Seat) (Before Aug. 2017 Production)

- H 6 Stereo Component Amplifier Assembly
- H 7 Stereo Component Amplifier Assembly
- H 10 Front No. 1 Speaker Assembly RH
- H 12 Stereo Component Amplifier Assembly
- H 13 Front No. 1 Speaker Assembly LH
- H 14 Front No. 4 Speaker Assembly
- H 21 Front No. 3 Speaker Assembly RH
- H 22 Front No. 3 Speaker Assembly LH
- H 23 Theft Warning Indicator Light Assembly
- H 24 Junction Connector
- H 25 Junction Connector
- H 26 Junction Connector
- H 27 Radio Receiver Assembly
- H 28 Radio Receiver Assembly
- H 29 Radio Receiver Assembly
- H 30 Radio Receiver Assembly
- H 31 Stereo Component Amplifier Assembly
- H 33 Multi-Media Interface ECU
- H 34 Front No. 2 Speaker Assembly RH
- H 35 Front No. 2 Speaker Assembly LH
- H 36 Radio Receiver Assembly
- H 37 Amplifier Antenna Assembly
- H 38 Radio Receiver Assembly
- H 39 No. 1 Stereo Jack Adapter Assembly
- H 40 Multi-Media Interface ECU
- H 46 Radio Receiver Assembly
- H 47 Radio Receiver Assembly

Position of Parts in Instrument Panel (LHD Front Bench Seat) (Before Aug. 2017 Production)



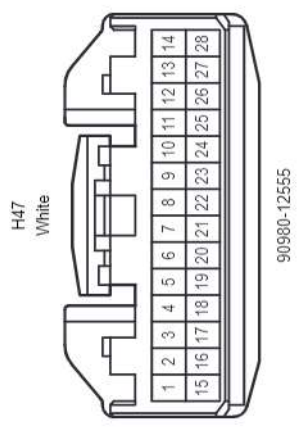
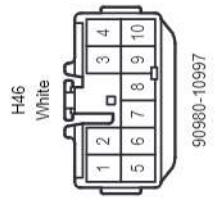
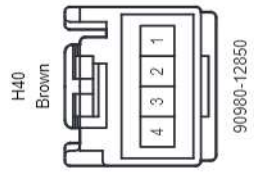
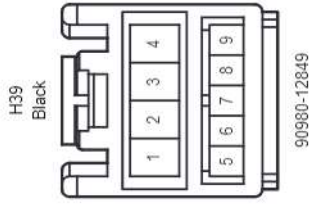
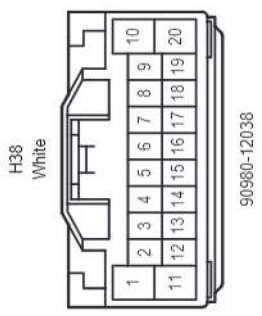
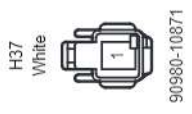
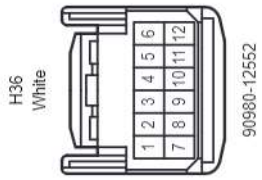
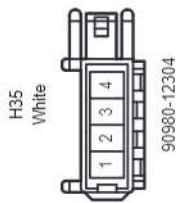
H30
White

H31
White

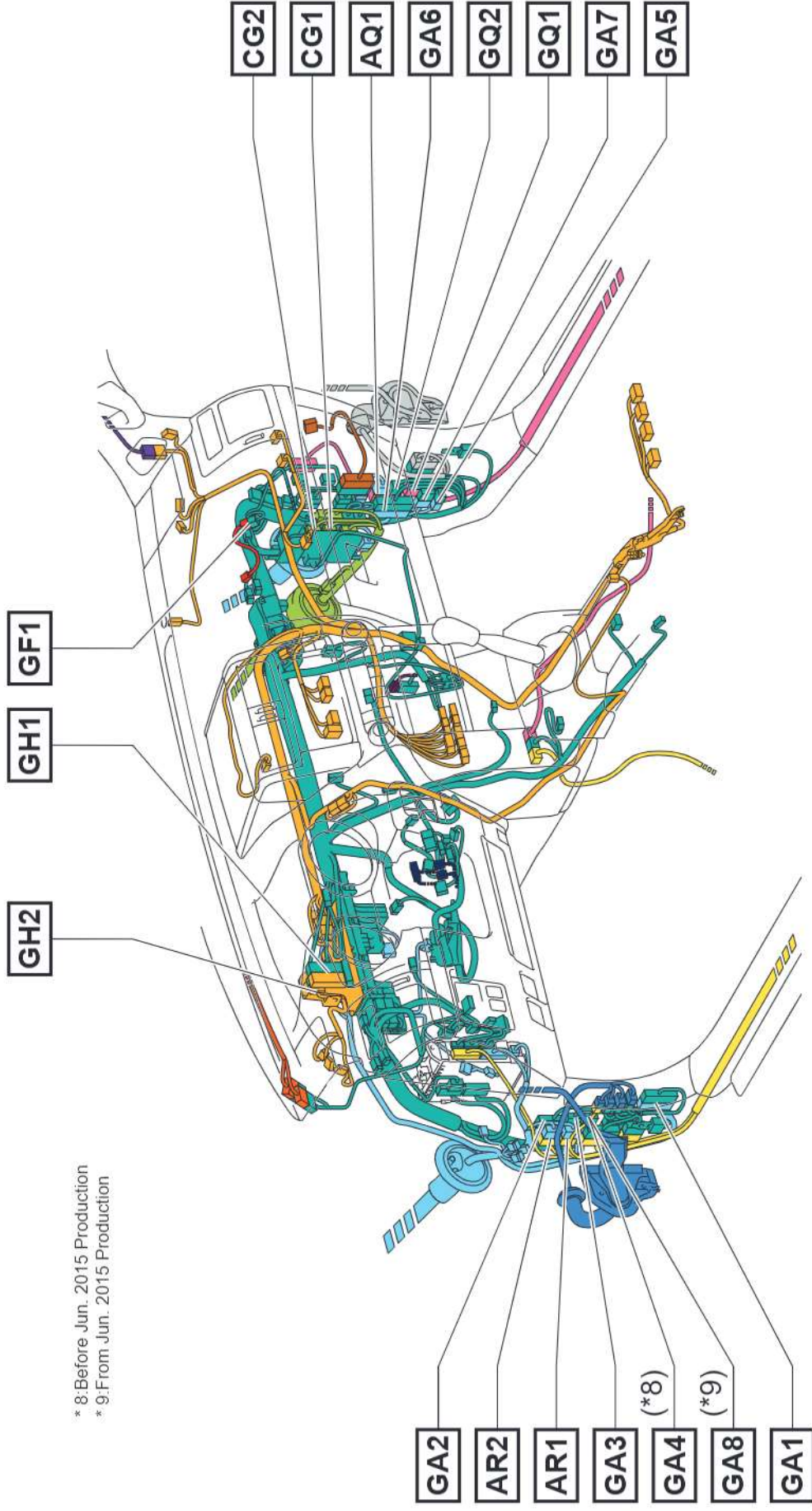
H33
White

H34
White

Position of Parts in Instrument Panel (LHD Front Bench Seat) (Before Aug. 2017 Production)



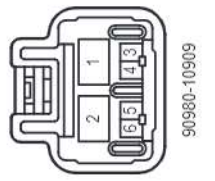
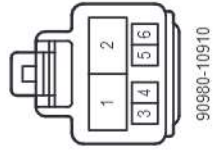
Wire and Wire in Instrument Panel (LHD Front Bench Seat) (Before Aug. 2017 Production)



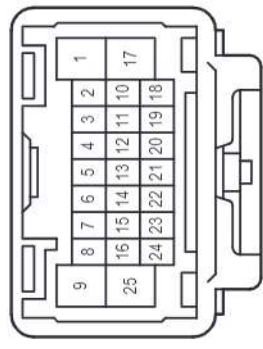
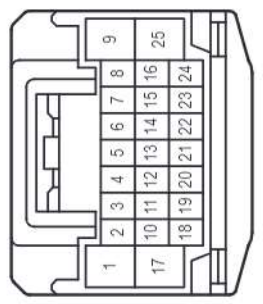
* 8: Before Jun. 2015 Production
* 9: From Jun. 2015 Production

Wire and Wire in Instrument Panel (LHD Front Bench Seat) (Before Aug. 2017 Production)

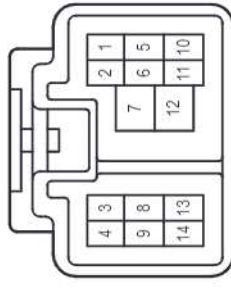
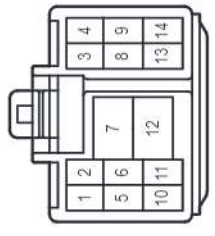
AQ1
White



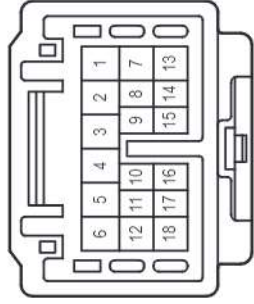
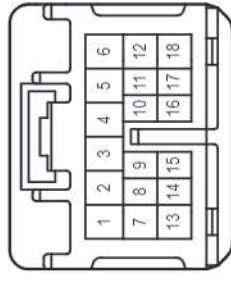
AR1
White



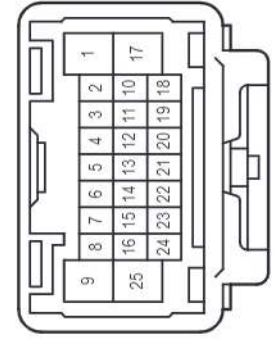
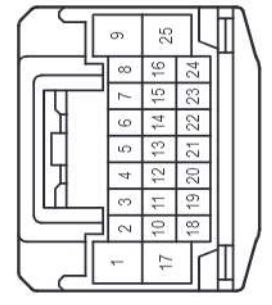
AR2
Gray



CG1
White



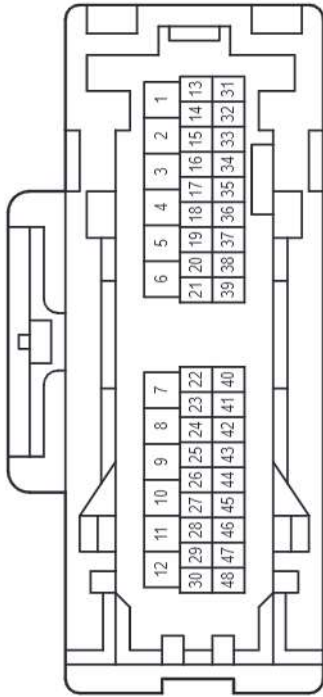
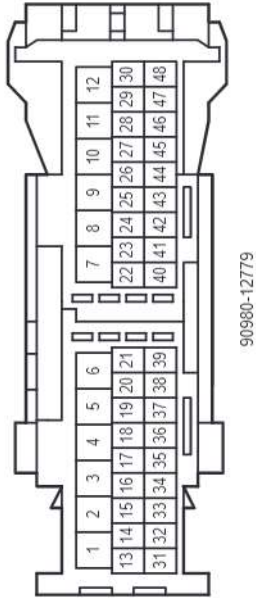
CG2
White



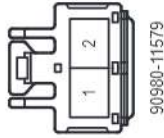
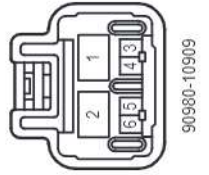
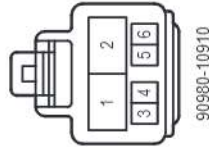
cardiagn.com

Wire and Wire in Instrument Panel (LHD Front Bench Seat) (Before Aug. 2017 Production)

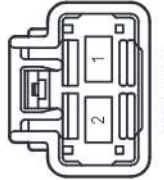
GA2
White



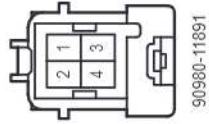
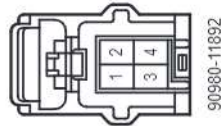
GA3
Black



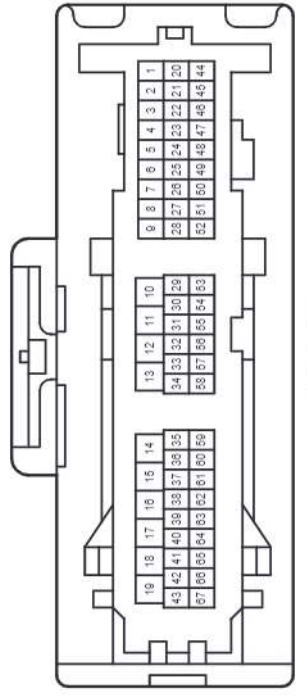
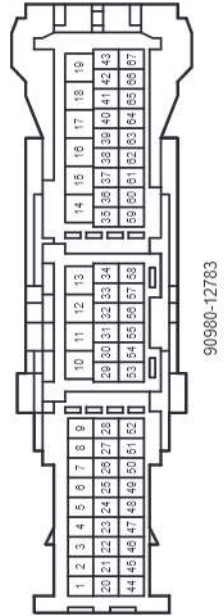
GA4
White



GA5
Yellow

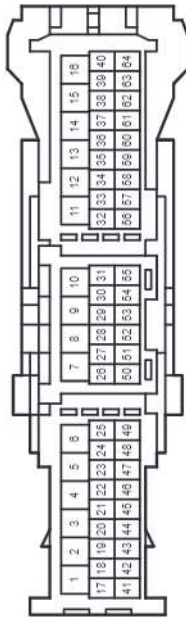


GA6
White

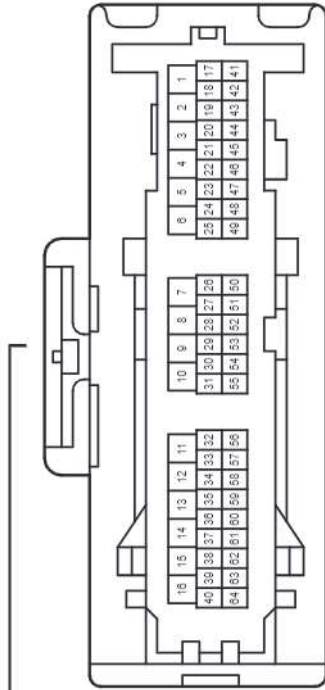


Wire and Wire in Instrument Panel (LHD Front Bench Seat) (Before Aug. 2017 Production)

[GH1]
White

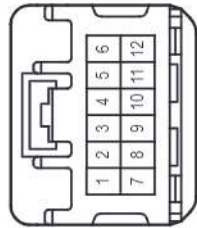


90980-12774

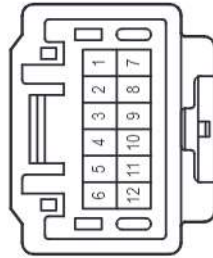


90980-12798

[GH2]
White

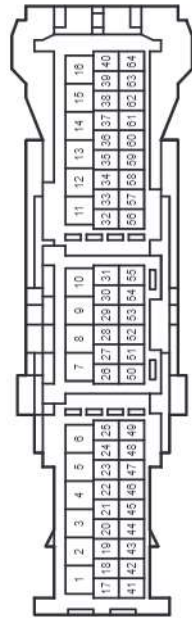


90980-12737

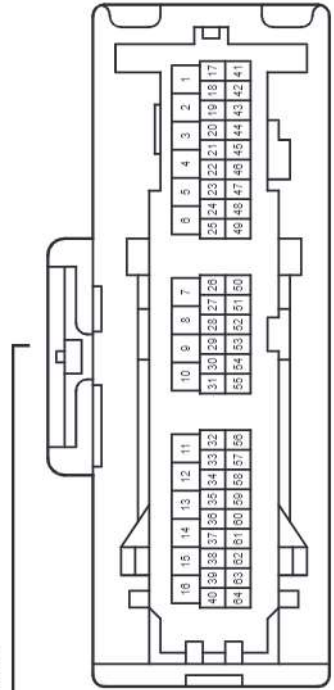


90980-12736

[GQ1]
White



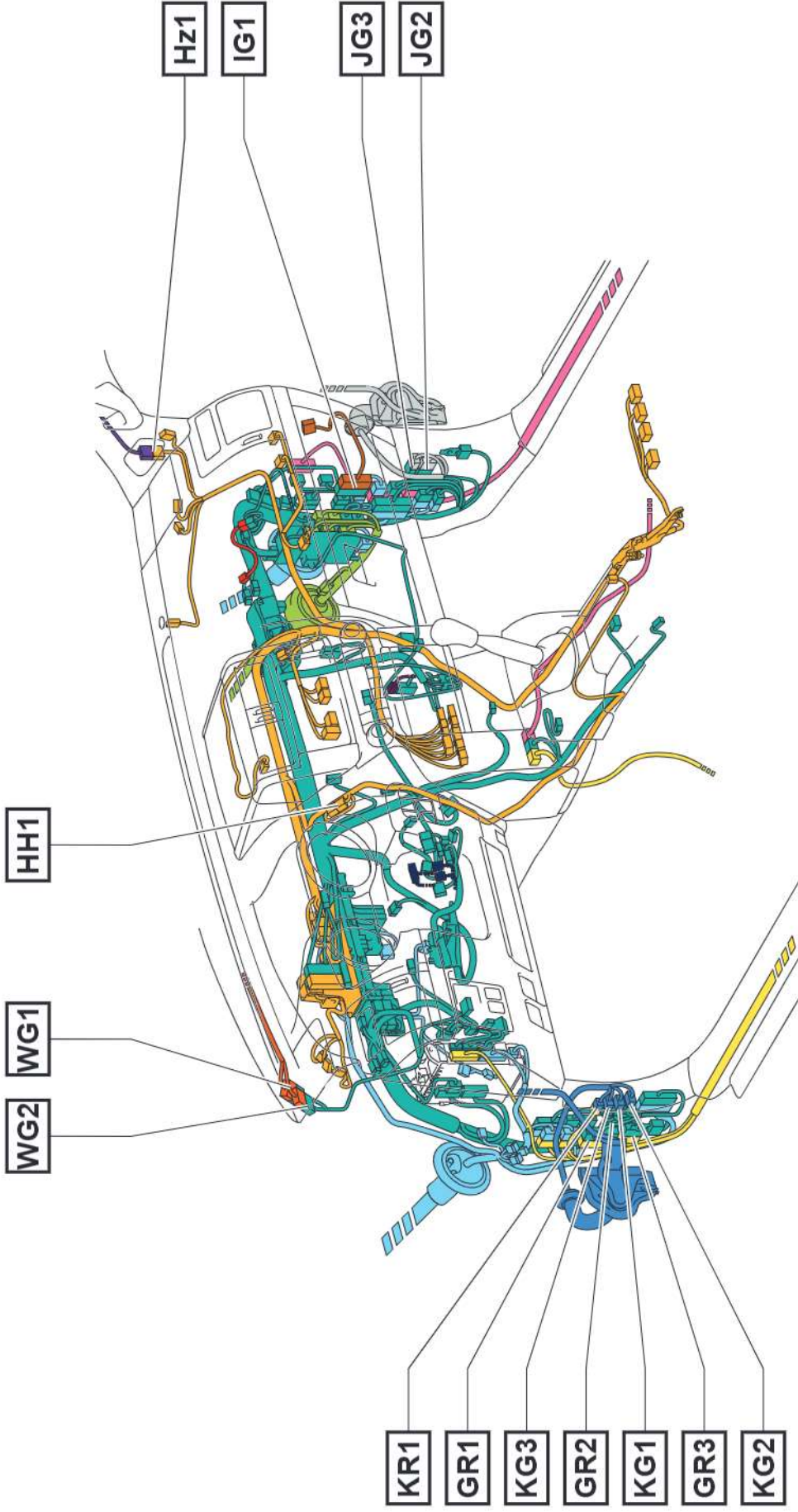
90980-12774



90980-12798

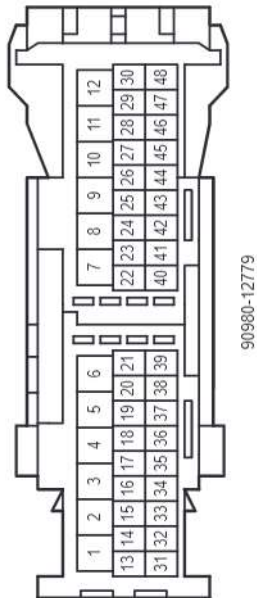
[GQ2]

Wire and Wire in Instrument Panel (LHD Front Bench Seat) (Before Aug. 2017 Production)

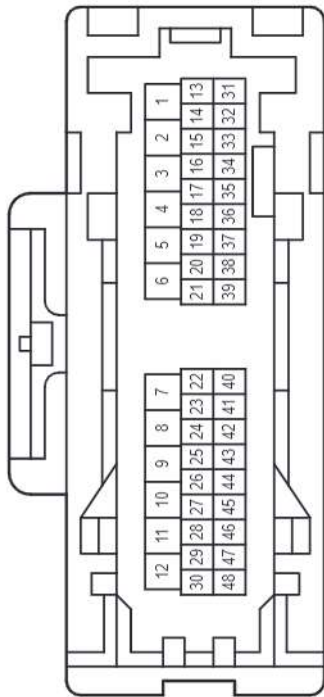


Wire and Wire in Instrument Panel (LHD Front Bench Seat) (Before Aug. 2017 Production)

IG1
White

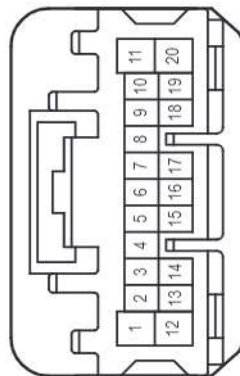


90980-12779

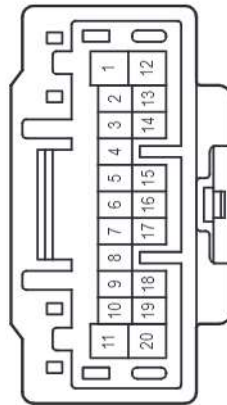


90980-12799

JG2
White

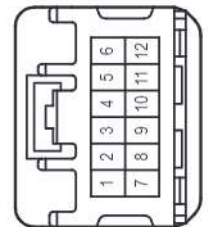


90980-12741

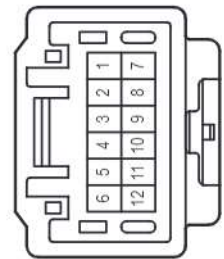


90980-12740

JG3
Black

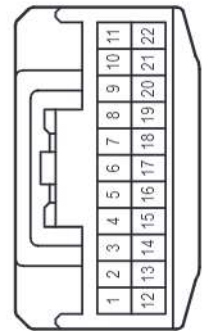


90980-12737

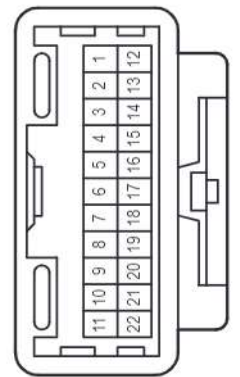


90980-12736

KG1
Gray



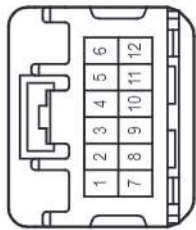
90980-12372



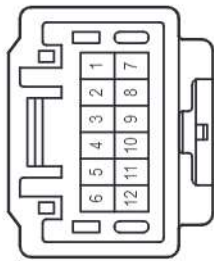
90980-12371

Wire and Wire in Instrument Panel (LHD Front Bench Seat) (Before Aug. 2017 Production)

KG3
Black

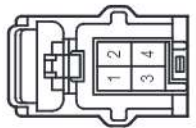


90980-12737

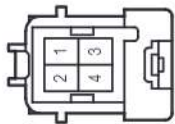


90980-12736

KR1
Yellow

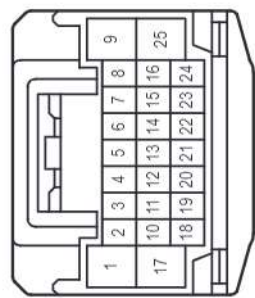


90980-11892

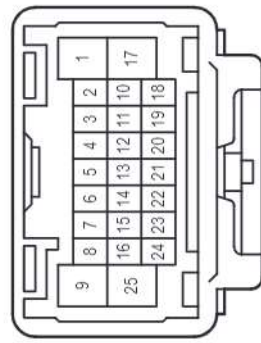


90980-11891

WG1
White

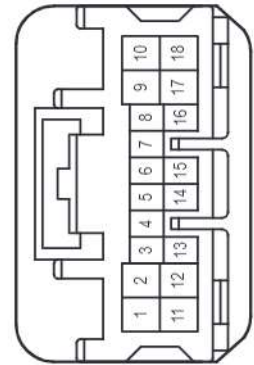


90980-12414

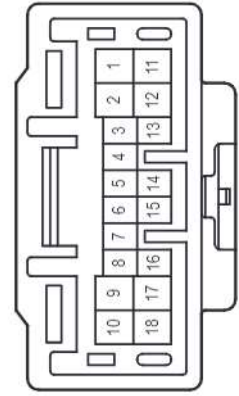


90980-12413

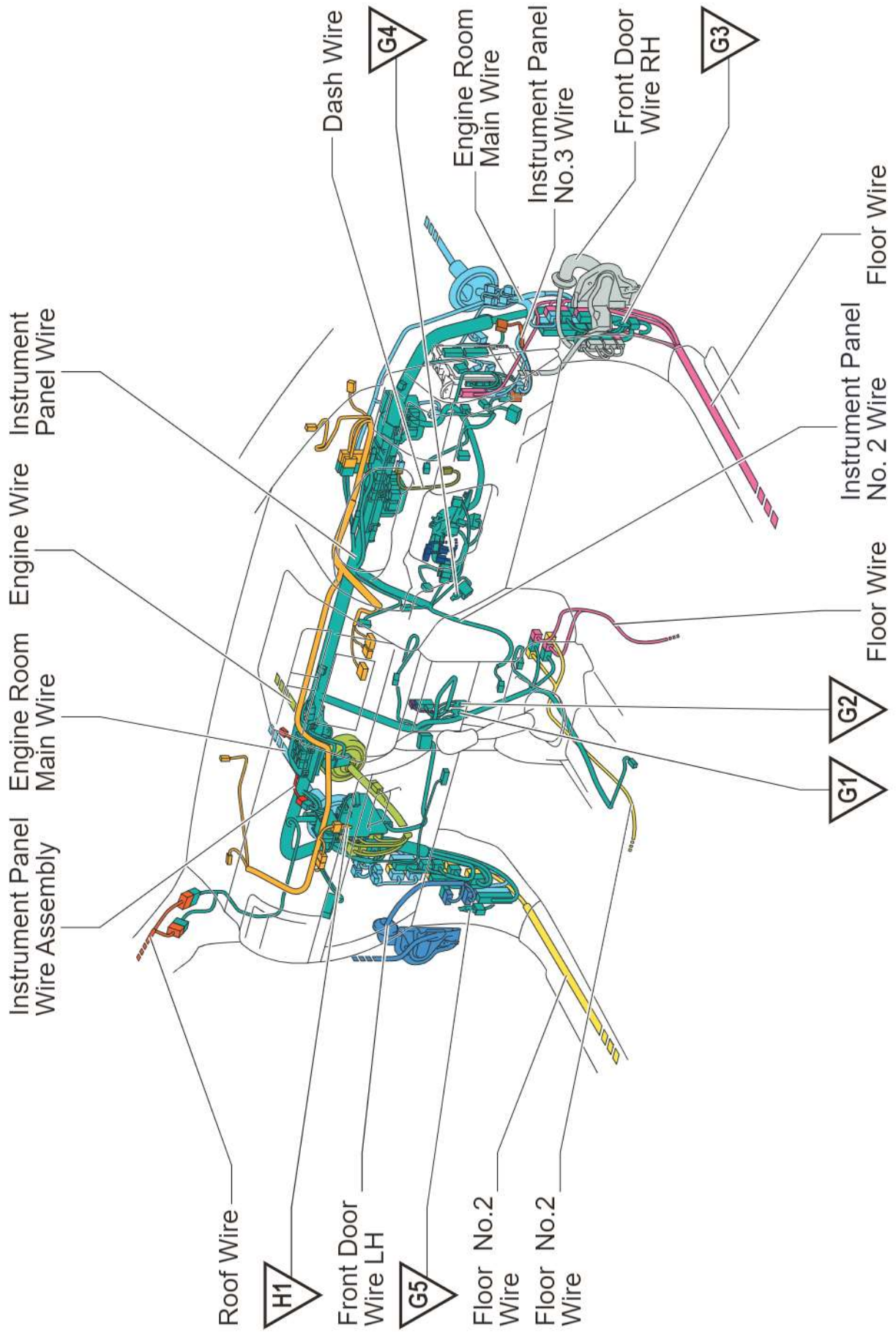
WG2
White



90980-12739



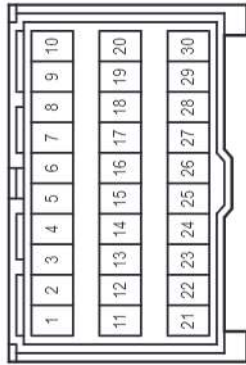
90980-12738



G 1	Airbag Sensor Assembly
G 2	Ignition or Starter Switch Assembly
G 3	Un-Lock Warning Switch Assembly
G 6	Combination Meter Assembly
G 7	Combination Meter Assembly
G 8	Turn Signal Flasher Assembly
G 11	Outer Mirror Switch Assembly
G 16	Trip Switch
G 18	Transfer Position Switch
G 23	Integration Control and Panel Assembly
G 25	A/C Amplifier Assembly
G 26	Front Blower with Fan Motor Sub-Assembly
G 41	Spiral Cable Sub-Assembly
G 42	Windshield Wiper Switch Assembly
G 43	Windshield Wiper Switch Assembly
G 44	Headlight Dimmer Switch Assembly
G 48	DLC3
G 53	Four Wheel Drive Control ECU
G 54	Four Wheel Drive Control ECU
G 63	Main Body ECU
G 64	Main Body ECU
G 65	Main Body ECU
G 74	Transponder Key ECU Assembly
G 77	Parking Brake Switch Assembly
G104	Junction Connector
G105	Junction Connector
G106	Junction Connector
G107	Junction Connector
G148	Power Point Socket Assembly
G160	Clearance Warning Indicator Assembly
G161	No. 1 Clearance Warning Buzzer
G182	ECM
G183	ECM
G189	Transponder Key Coil
G198	Back Sonar or Clearance Sonar Switch Assembly
G202	Glove Box Light
G204	Interior Foot Light LH
G208	Spiral Cable Sub-Assembly

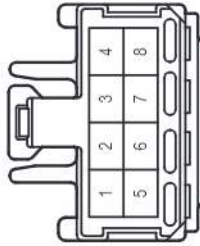
Position of Parts in Instrument Panel (RHD Front Bench Seat) (From Aug. 2017 Production)

G1
Yellow



90980-12391

G2
White



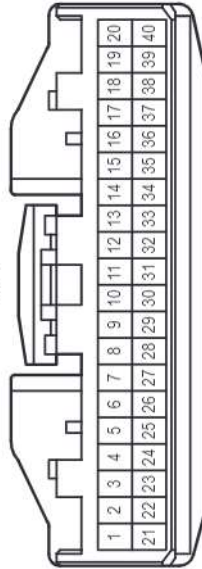
90980-11615

G3
White



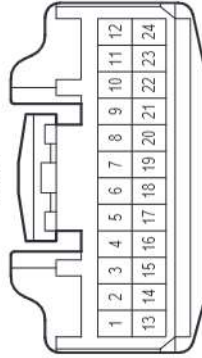
90980-12063

G6
Black



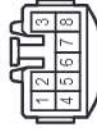
90980-12557

G7
Black



90980-12554

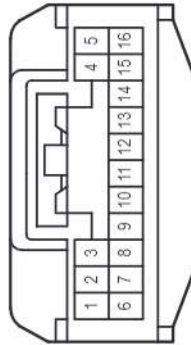
G8
Black



90980-10799

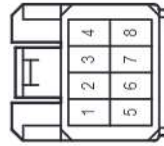
G11

Black (Before Aug. 2017 Production) / White (From Aug. 2017 Production)



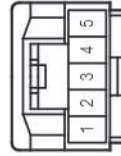
90980-12423

G16
White



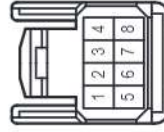
90980-12113

G18
Black



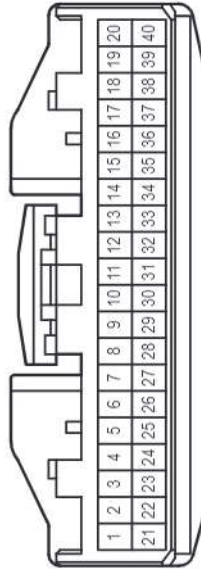
90980-11909

G23
Black

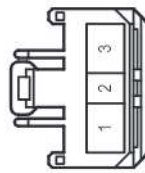


90980-12551

G25
White

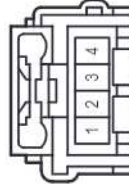


G26
Black



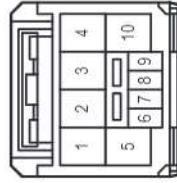
90980-11667

G41
Yellow



90980-12160

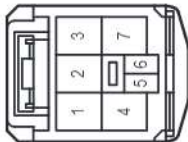
G42
White



90980-12360

Position of Parts in Instrument Panel (RHD Front Bench Seat) (From Aug. 2017 Production)

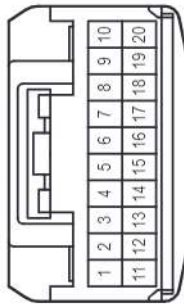
G43
White



90980-12358

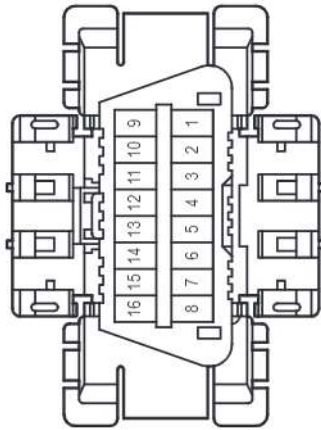
G44

White (Before Aug. 2017 Production) / Black (From Aug. 2017 Production)



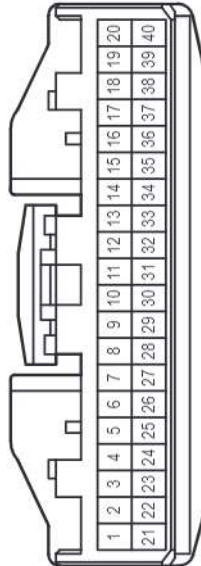
90980-12460

G48
White



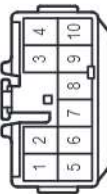
90980-11578

G53
Black



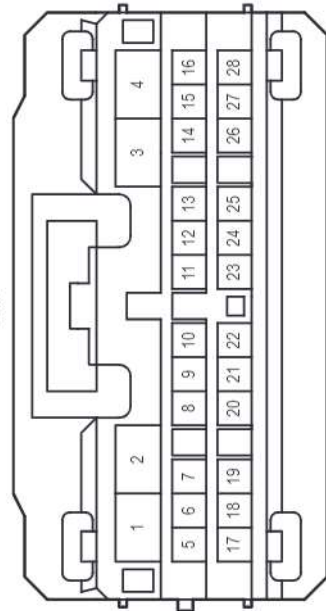
90980-12557

G54
Black



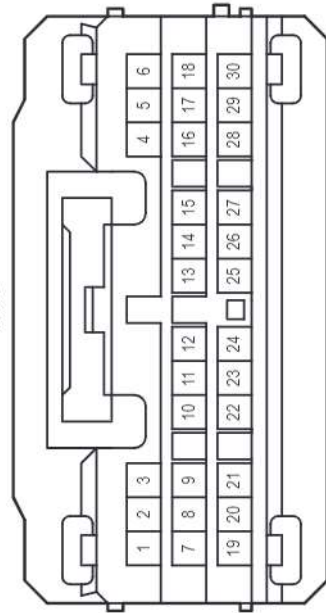
90980-10997

G63
White



90980-12793

G64
White



90980-12753

G65
White

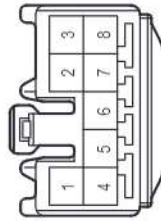
G74
Black

G77
White

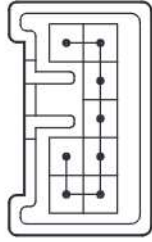
Position of Parts in Instrument Panel (RHD Front Bench Seat) (From Aug. 2017 Production)

G104

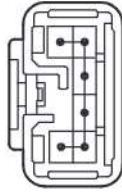
White (Before Aug. 2017 Production) / Gray (From Aug. 2017 Production)



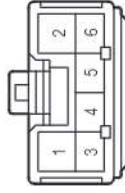
90980-11686



G105
White

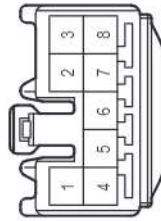


90980-10976

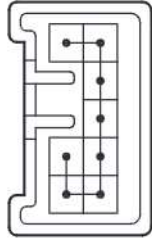


G106

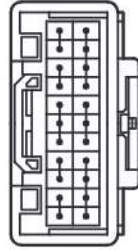
White (Before Aug. 2017 Production) / Gray (From Aug. 2017 Production)



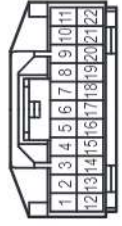
90980-11686



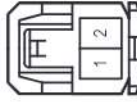
G107
Blue



90980-11915

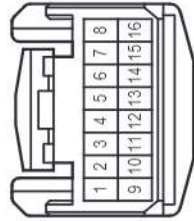


G148
White



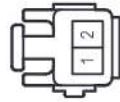
90980-12498

G160
Black



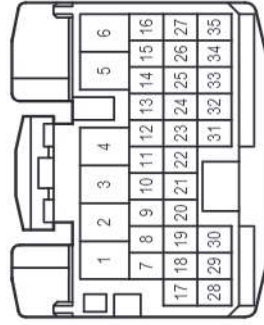
90980-12553

G161
Black



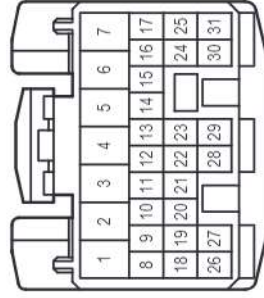
90980-10825

G182
White



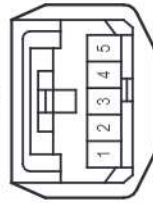
90980-12529

G183
White



90980-12525

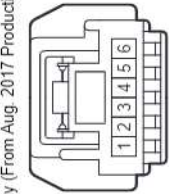
G189
Black



90980-12954

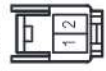
G198

Black (Before Aug. 2017 Production) / Gray (From Aug. 2017 Production)



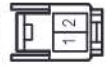
90980-12C74

G202
Black



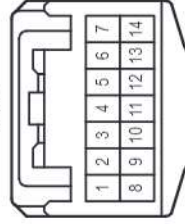
90980-11918

G204
Black

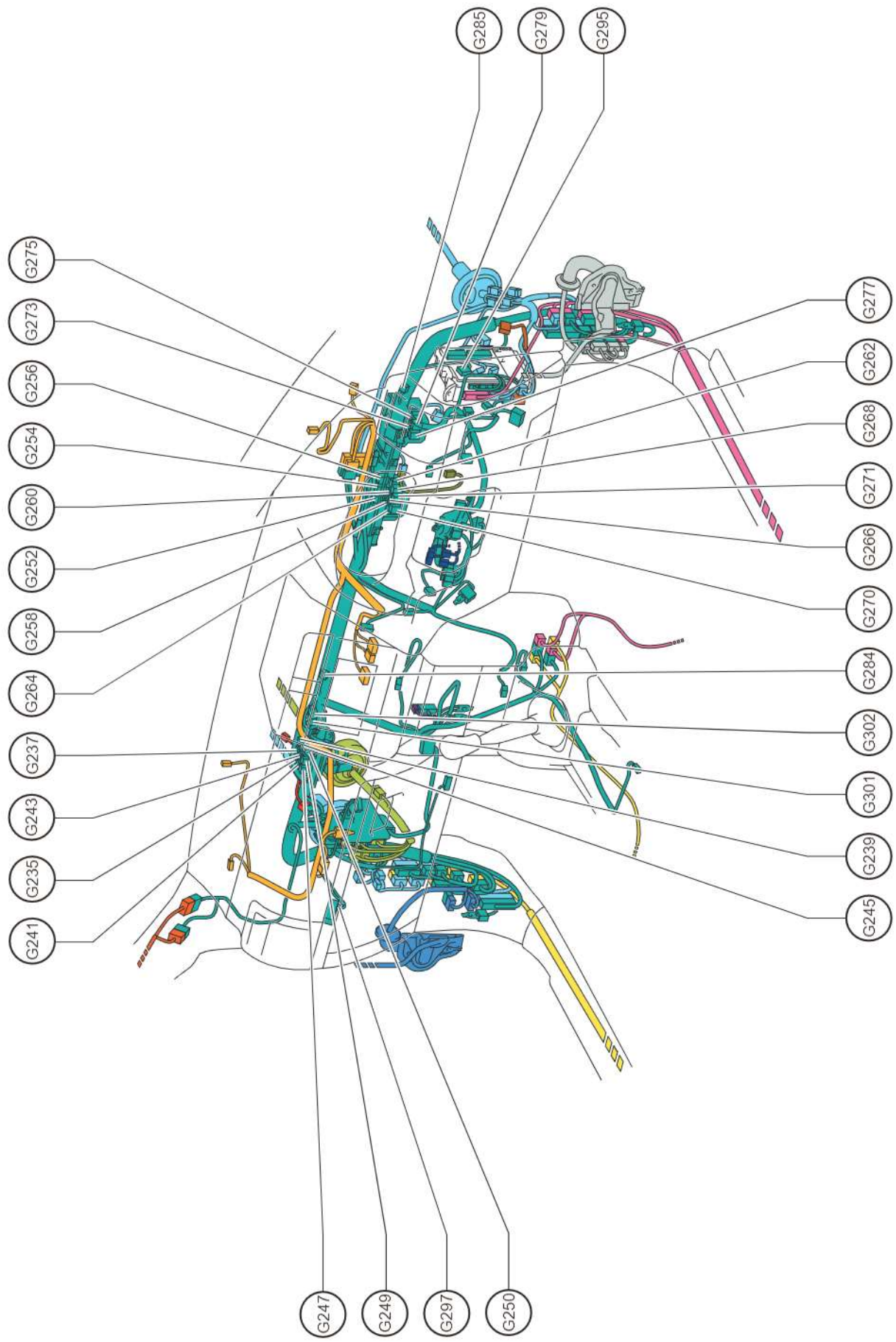


90980-11918

G208
Black



Position of Parts in Instrument Panel (RHD Front Bench Seat) (From Aug. 2017 Production)

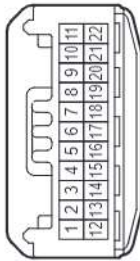


Position of Parts in Instrument Panel (RHD Front Bench Seat) (From Aug. 2017 Production)

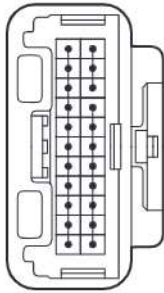
- G235 Junction Connector
- G237 Junction Connector
- G239 Junction Connector
- G241 Junction Connector
- G243 Junction Connector
- G245 Junction Connector
- G247 Junction Connector
- G249 Junction Connector
- G250 Junction Connector
- G252 Junction Connector
- G254 Junction Connector
- G256 Junction Connector
- G258 Junction Connector
- G260 Junction Connector
- G262 Junction Connector
- G264 Junction Connector
- G266 Junction Connector
- G268 Junction Connector
- G270 Junction Connector
- G271 Junction Connector
- G273 Junction Connector
- G275 Junction Connector
- G277 Junction Connector
- G279 Junction Connector
- G284 Junction Connector
- G285 Junction Connector
- G295 Junction Connector
- G297 Junction Connector
- G301 Short Connector
- G302 Short Connector

Position of Parts in Instrument Panel (RHD Front Bench Seat) (From Aug. 2017 Production)

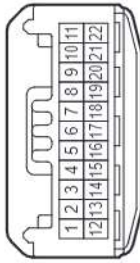
G235
Gray



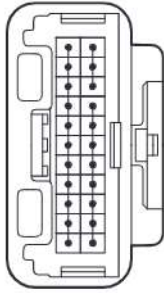
90980-12B54



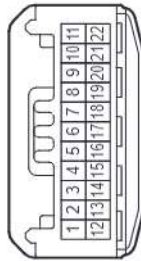
G237
Blue



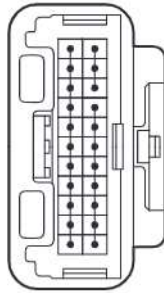
90980-12B54



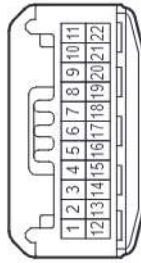
G239
White



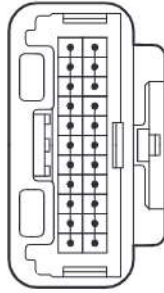
90980-12B54



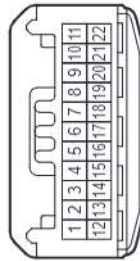
G241
Gray



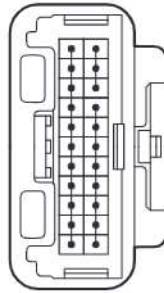
90980-12B54



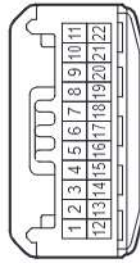
G243
Blue



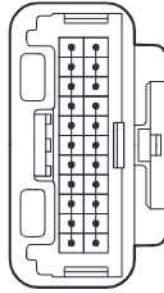
90980-12B54



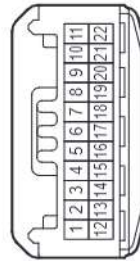
G245
White



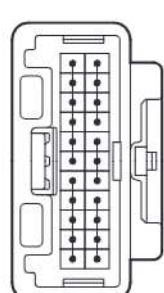
90980-12B54



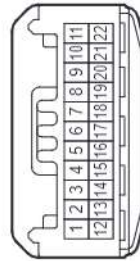
G247
Gray



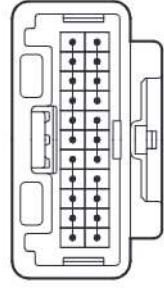
90980-12B54



G249
Blue

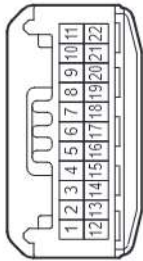


90980-12B54

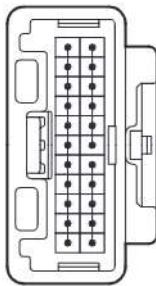


Position of Parts in Instrument Panel (RHD Front Bench Seat) (From Aug. 2017 Production)

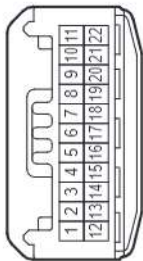
G254
Blue



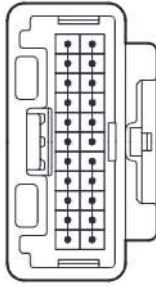
90980-12B54



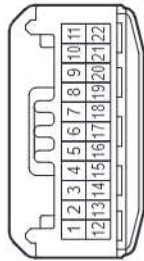
G256
White



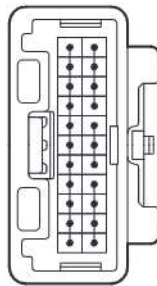
90980-12B54



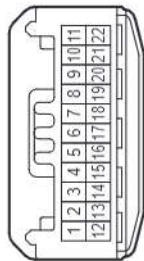
G258
Gray



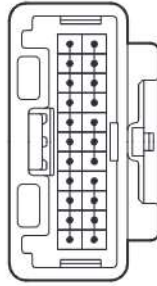
90980-12B54



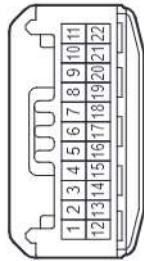
G260
Blue



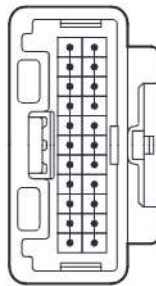
90980-12B54



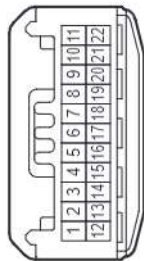
G262
White



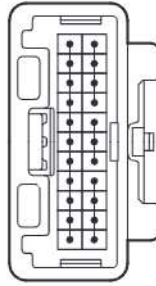
90980-12B54



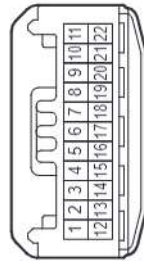
G264
Gray



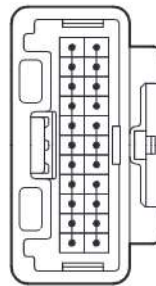
90980-12B54



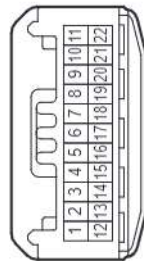
G266
Blue



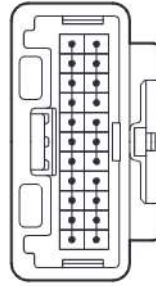
90980-12B54



G268
White



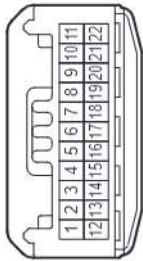
90980-12B54



cardiagn.com

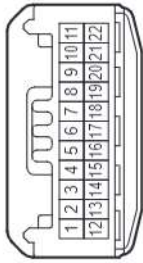
Position of Parts in Instrument Panel (RHD Front Bench Seat) (From Aug. 2017 Production)

G273
Blue



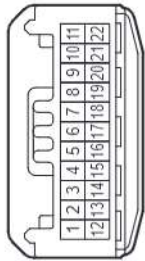
90980-12B54

G275
White



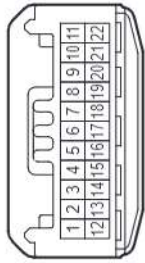
90980-12B54

G277
Blue



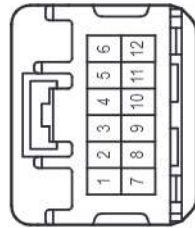
90980-12B54

G279
White



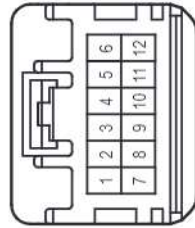
90980-12B54

G284
Blue



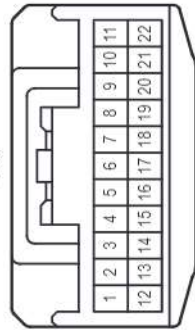
90980-12737

G285
Black



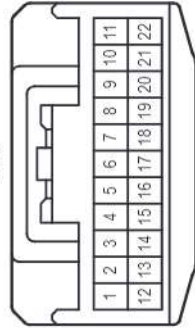
90980-12737

G295
Gray



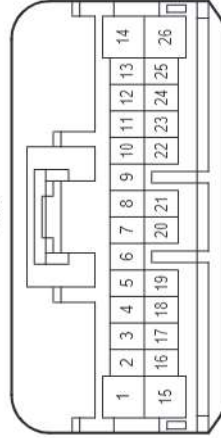
90980-12372

G297
Gray



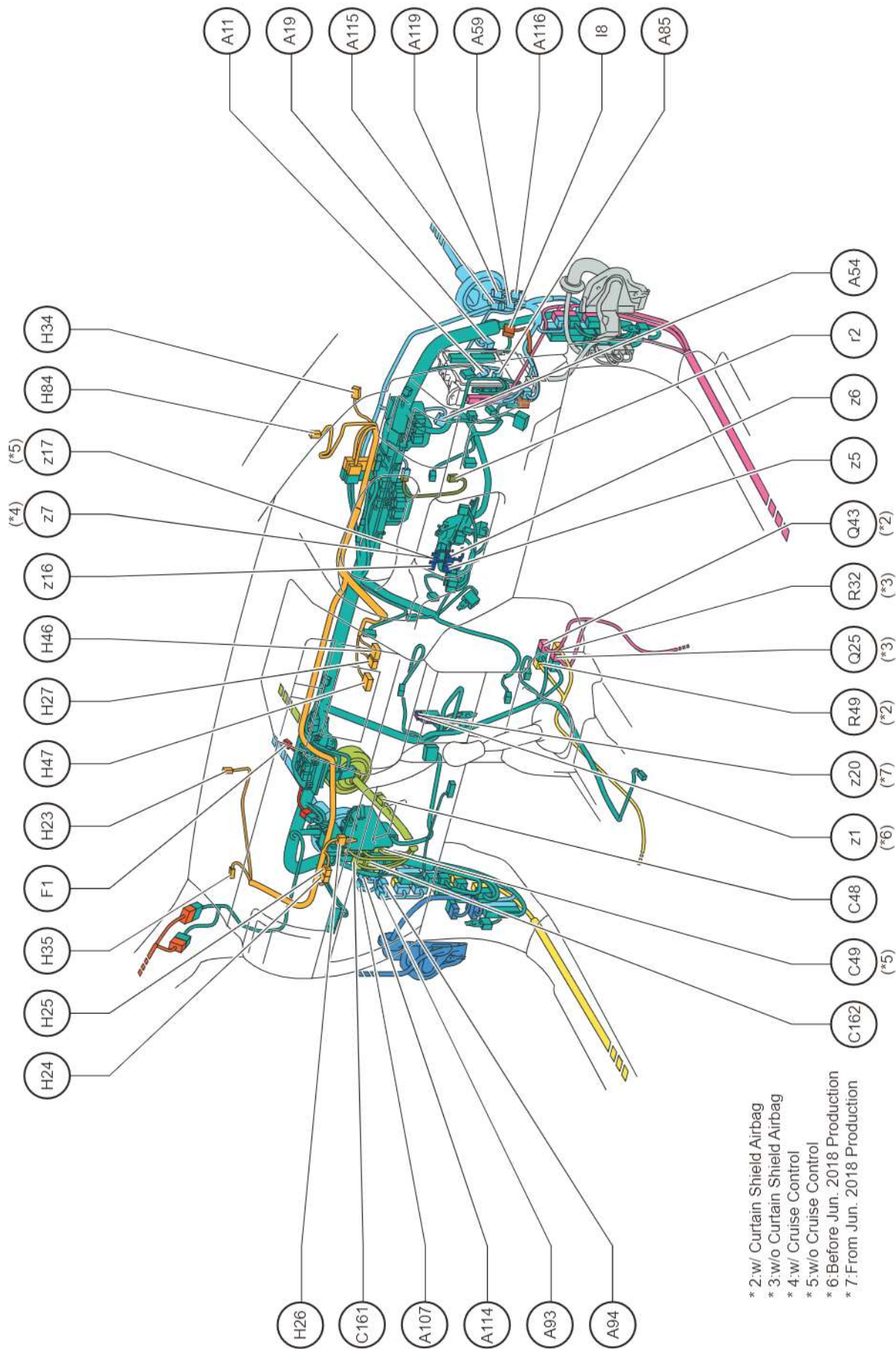
90980-12372

G301
White



90980-12771

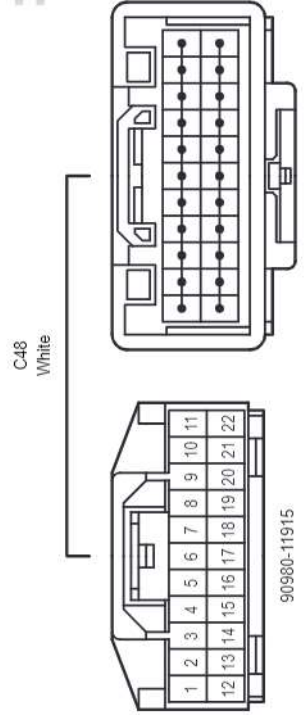
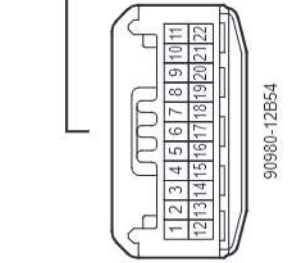
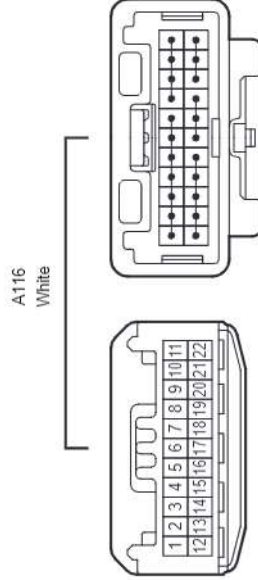
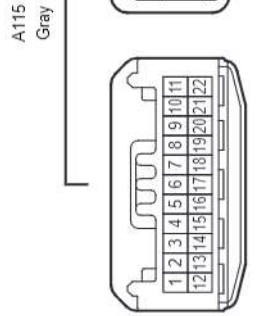
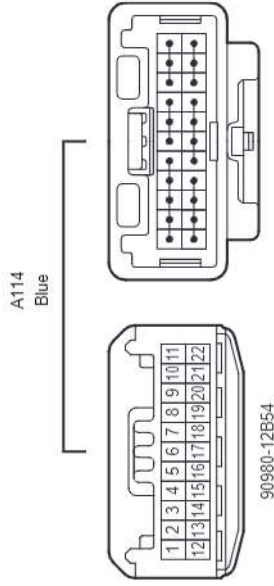
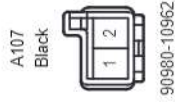
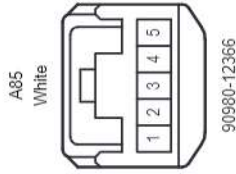
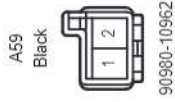
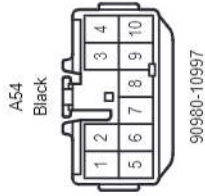
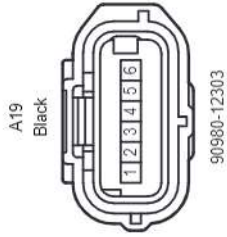
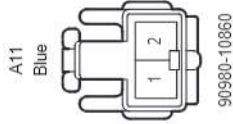
Position of Parts in Instrument Panel (RHD Front Bench Seat) (From Aug. 2017 Production)



- * 2:w/ Curtain Shield Airbag
- * 3:w/o Curtain Shield Airbag
- * 4:w/ Cruise Control
- * 5:w/o Cruise Control
- * 6:Before Jun. 2018 Production
- * 7:From Jun. 2018 Production

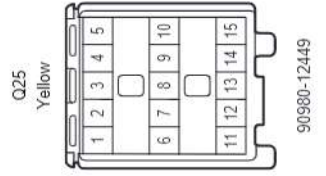
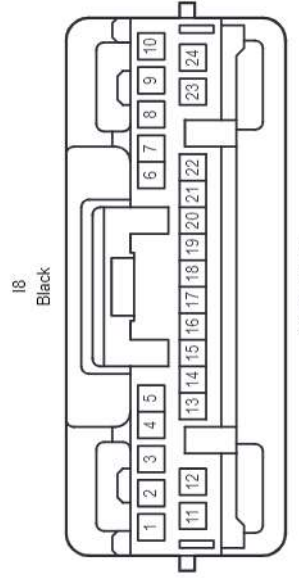
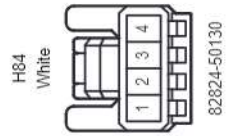
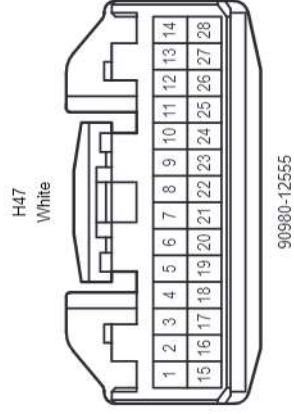
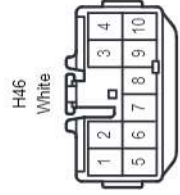
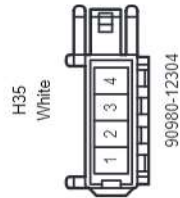
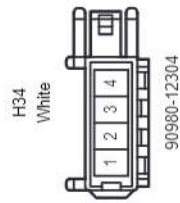
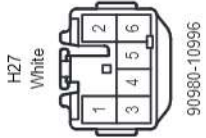
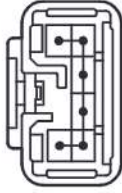
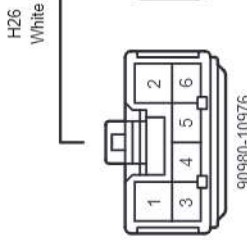
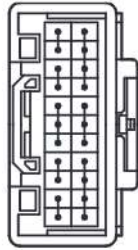
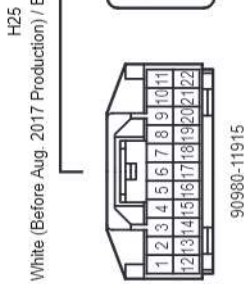
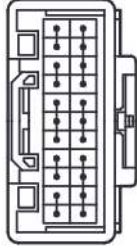
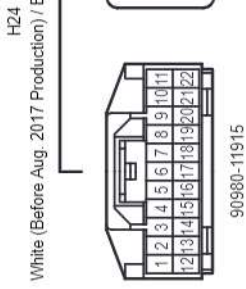
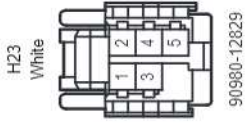
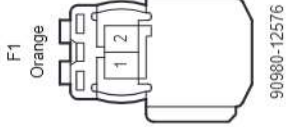
A 11	Brake Pedal Load Sensing Switch
A 19	Acceleration Sensor
A 54	Stop Light Control Relay Assembly
A 59	Diode (Stop Light)
A 85	Stop Light Switch Assembly
A 93	Diode (Clearance Light RH)
A 94	Diode (Clearance Light LH)
A107	Diode (Towing)
A114	Junction Connector
A115	Junction Connector
A116	Junction Connector
A119	Junction Connector
C 48	Junction Connector
C 49	Junction Connector
C161	ECM
C162	ECM
F 1	Front Passenger Side Squib Circuit
H 23	Theft Warning Indicator Light Assembly
H 24	Junction Connector
H 25	Junction Connector
H 26	Junction Connector
H 27	Radio Receiver Assembly
H 34	Front No. 2 Speaker Assembly RH
H 35	Front No. 2 Speaker Assembly LH
H 46	Radio Receiver Assembly
H 47	Radio Receiver Assembly
H 84	Automatic Light Control Sensor
I 8	Clearance Warning ECU Assembly
Q 25	Airbag Sensor Assembly
Q 43	Airbag Sensor Assembly
R 32	Airbag Sensor Assembly
R 49	Airbag Sensor Assembly
r 2	Clutch Start Switch Assembly
z 1	A/C Amplifier Assembly , A/C Blower Assembly
z 5	Driver Side Squib Circuit , Spiral Cable Sub-Assembly
z 6	Driver Side Squib 2nd Step Circuit , Spiral Cable Sub-Assembly
z 7	Cruise Control Main Switch , Spiral Cable Sub-Assembly , Steering Pad Switch Assembly
z 16	Spiral Cable Sub-Assembly , Steering Pad Switch Assembly

Position of Parts in Instrument Panel (RHD Front Bench Seat) (From Aug. 2017 Production)

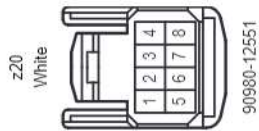
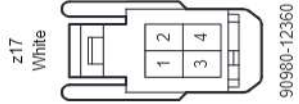
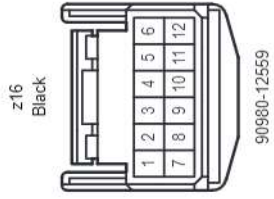
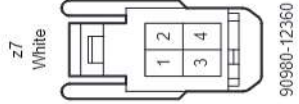
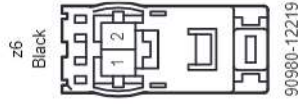
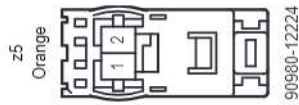
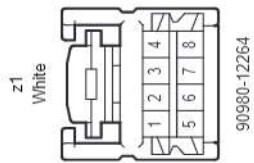


cardiagn.com

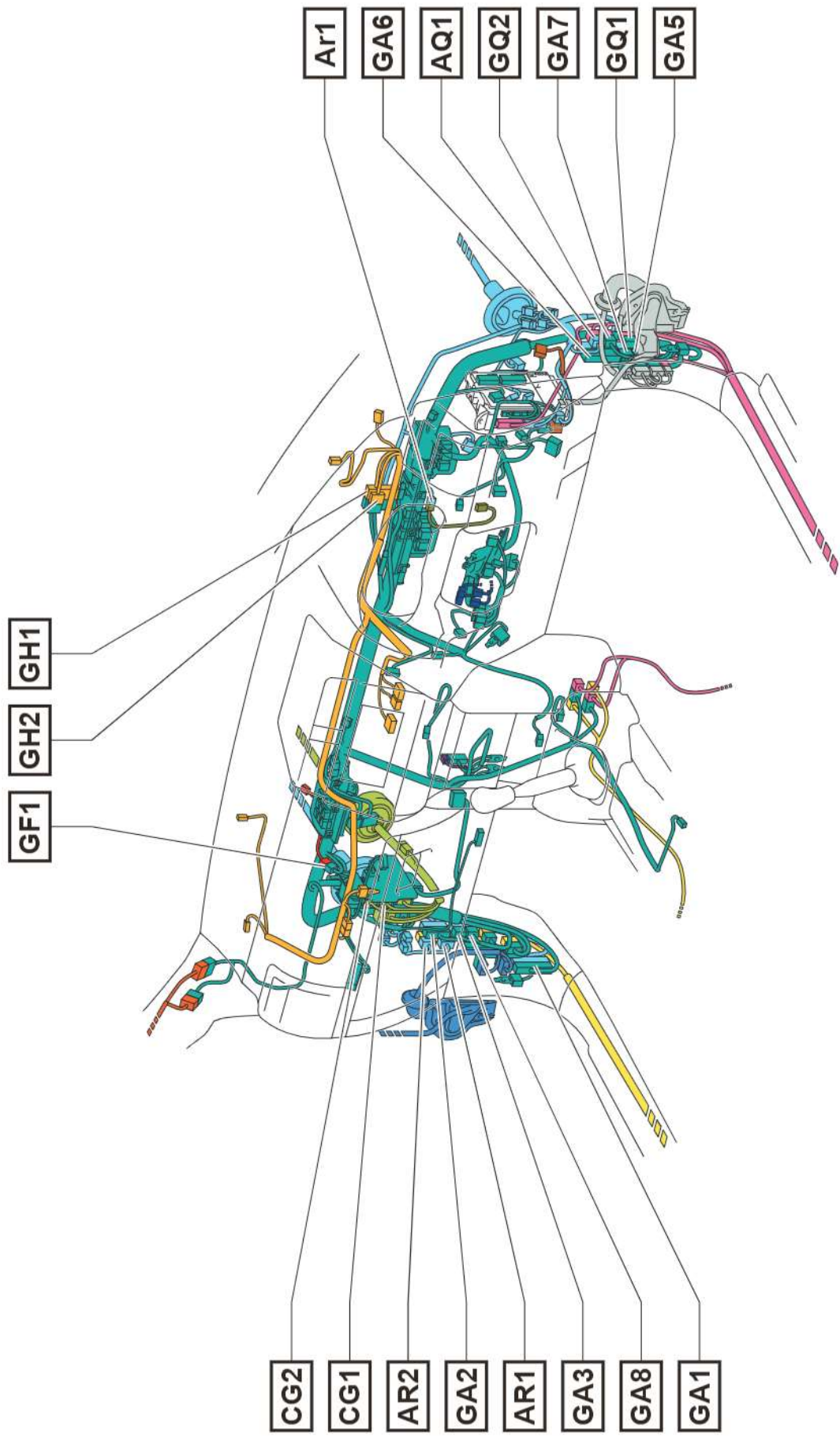
Position of Parts in Instrument Panel (RHD Front Bench Seat) (From Aug. 2017 Production)



Position of Parts in Instrument Panel (RHD Front Bench Seat) (From Aug. 2017 Production)

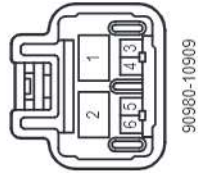
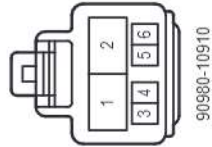


Wire and Wire in Instrument Panel (RHD Front Bench Seat) (From Aug. 2017 Production)

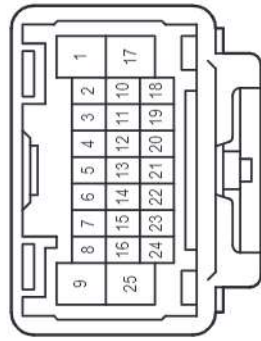
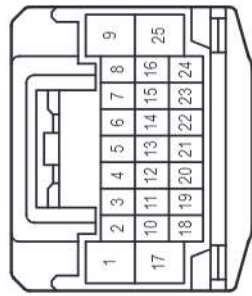


Wire and Wire in Instrument Panel (RHD Front Bench Seat) (From Aug. 2017 Production)

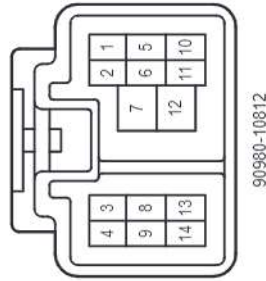
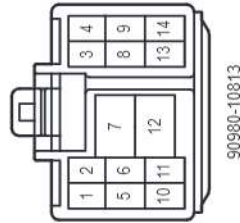
AQ1
White



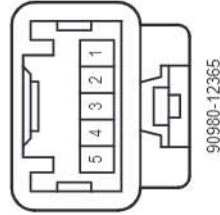
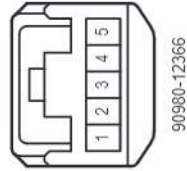
AR1
White



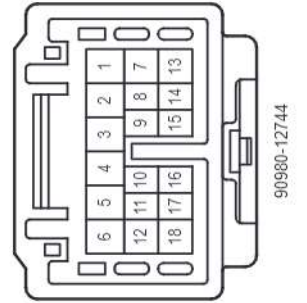
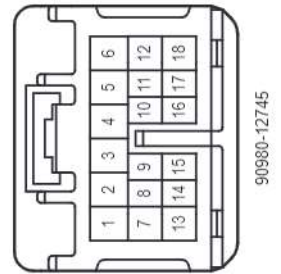
AR2
Gray



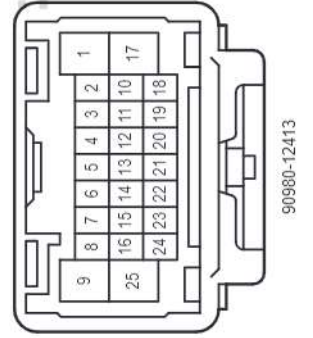
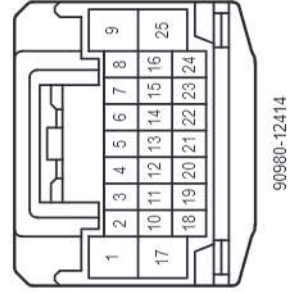
AR1
White



CG1
White



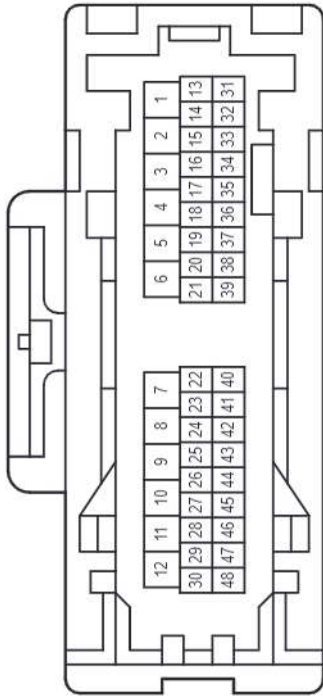
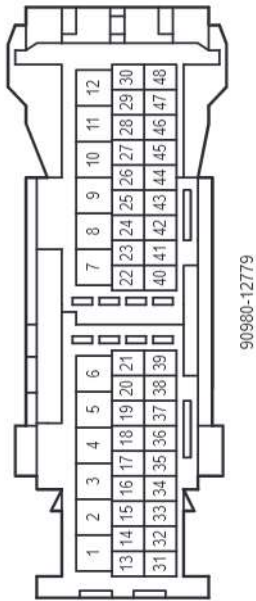
CG2
White



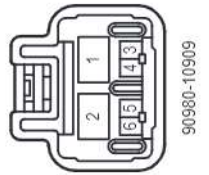
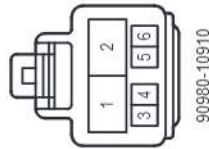
cardiagn.com

Wire and Wire in Instrument Panel (RHD Front Bench Seat) (From Aug. 2017 Production)

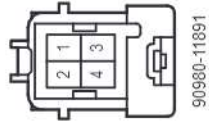
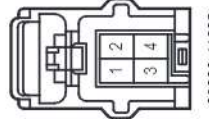
GA2
White



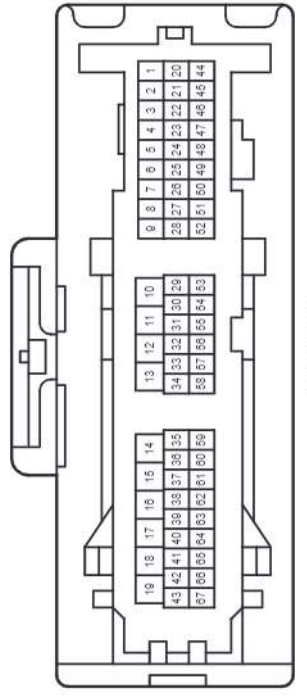
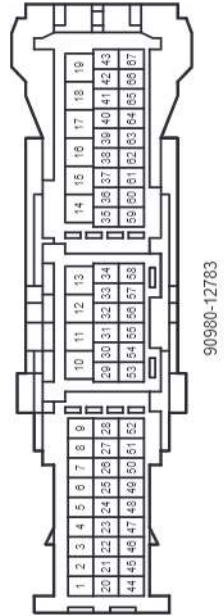
GA3
Black



GA5
Yellow



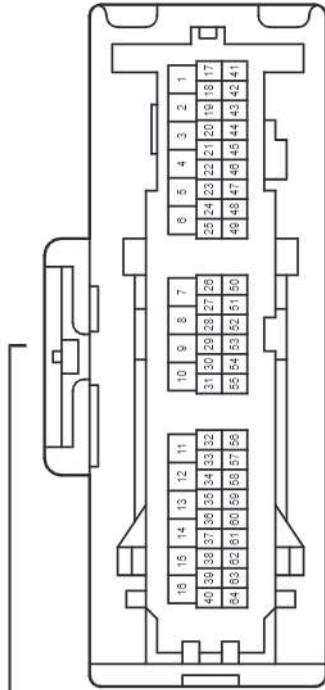
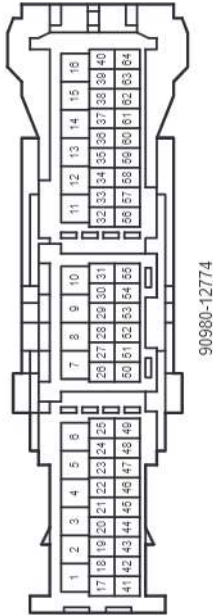
GA6
White



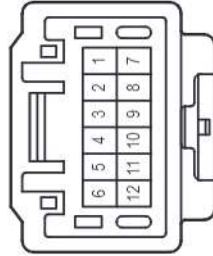
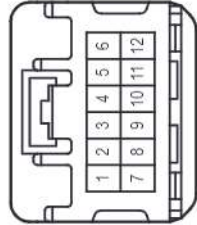
cardiagn.com

Wire and Wire in Instrument Panel (RHD Front Bench Seat) (From Aug. 2017 Production)

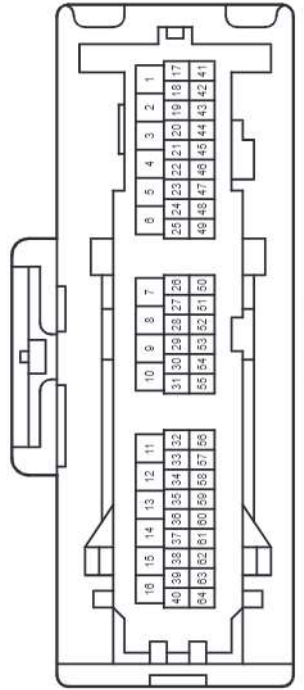
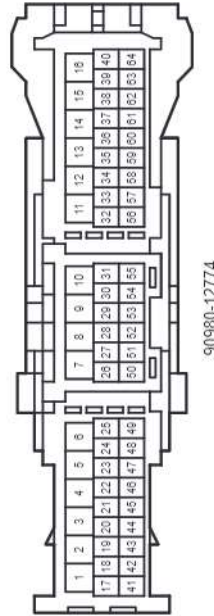
[GH1]
White



[GH2]
White



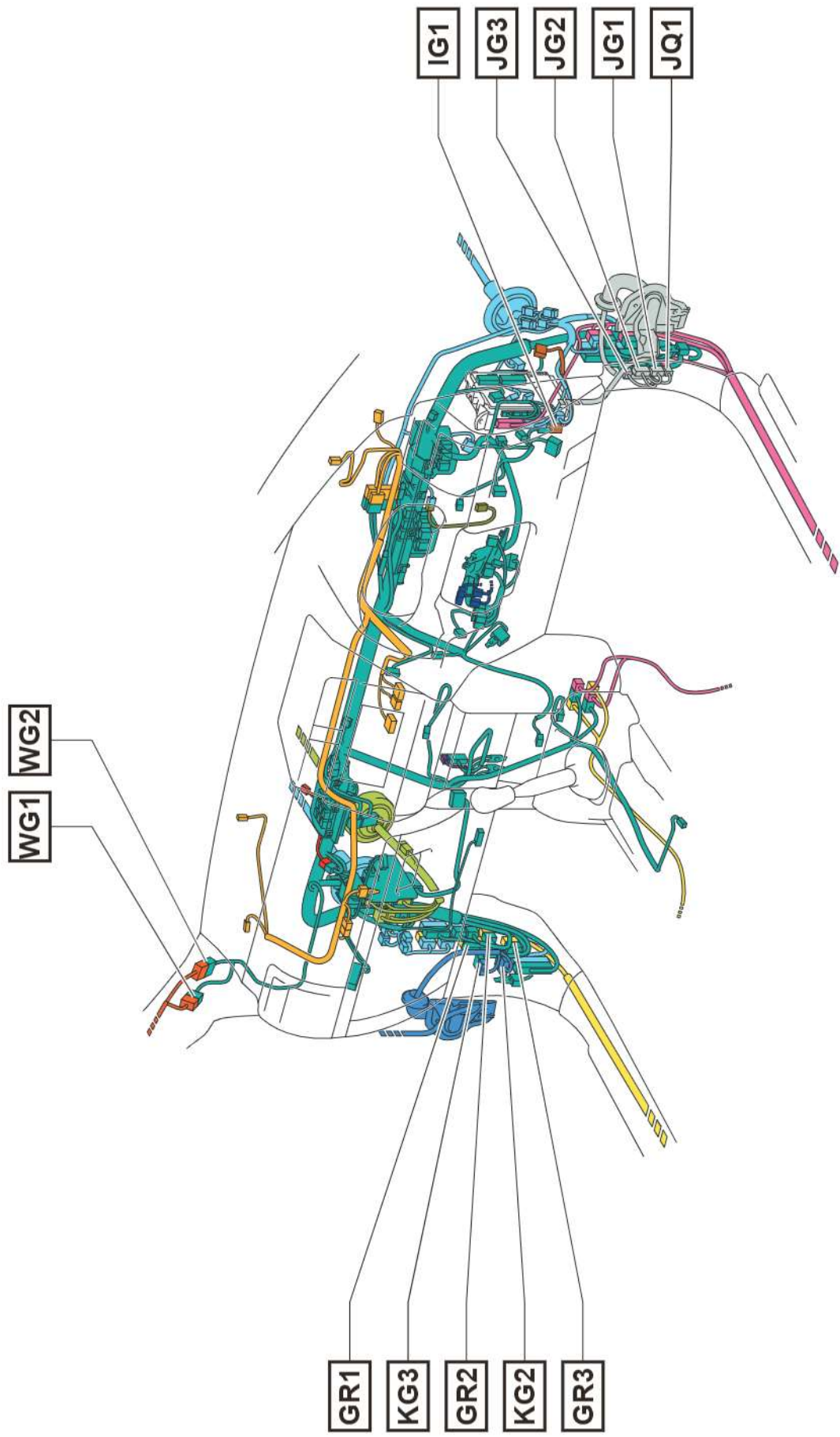
[GQ1]
White



cardiagn.com

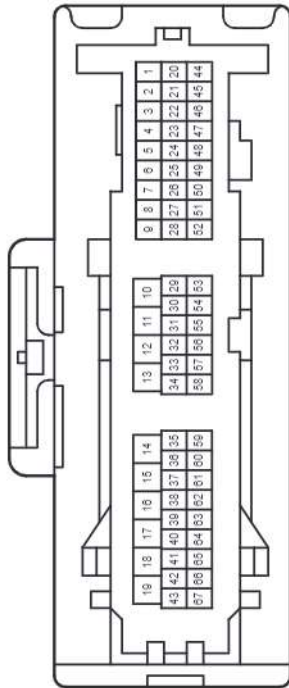
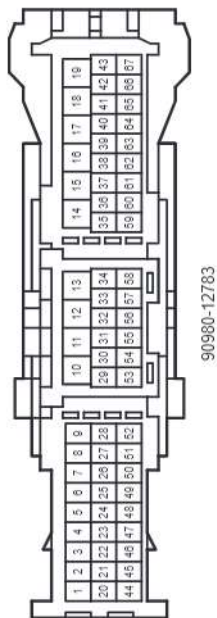
[GQ2]

Wire and Wire in Instrument Panel (RHD Front Bench Seat) (From Aug. 2017 Production)

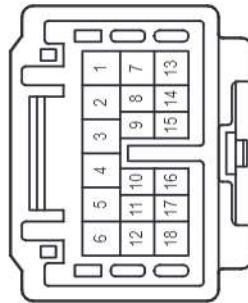
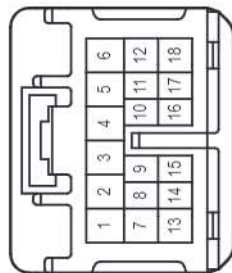


Wire and Wire in Instrument Panel (RHD Front Bench Seat) (From Aug. 2017 Production)

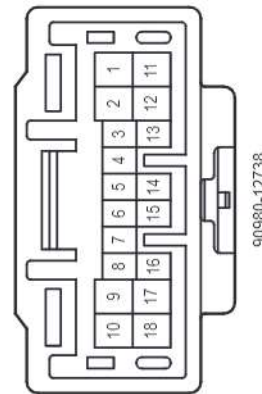
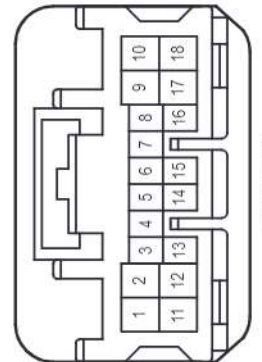
GR1
White



GR2
Gray

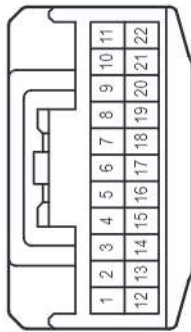


GR3
Blue

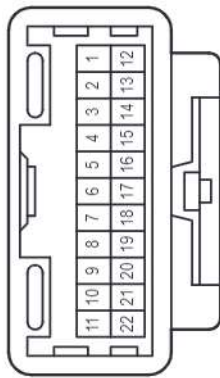


Wire and Wire in Instrument Panel (RHD Front Bench Seat) (From Aug. 2017 Production)

JG1
Gray

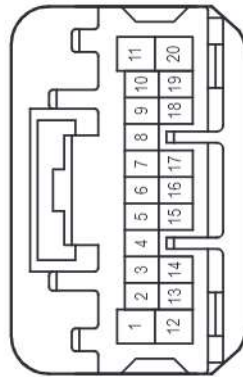


90980-12372

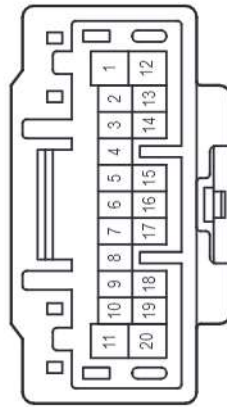


90980-12371

JG2
White

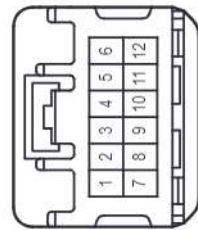


90980-12741

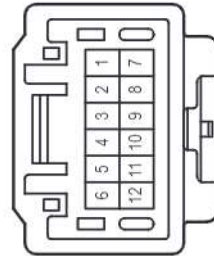


90980-12740

JG3
Black

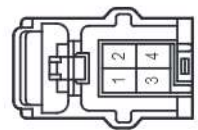


90980-12737

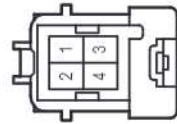


90980-12736

JQ1
Yellow



90980-11892

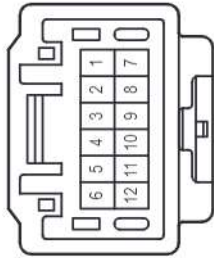
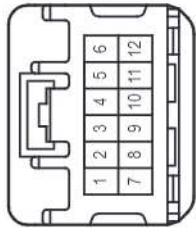


90980-11891

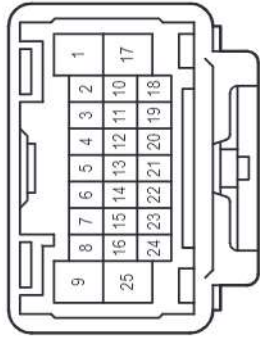
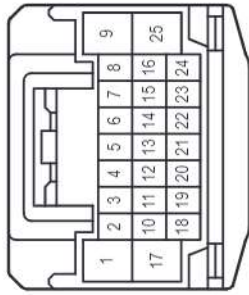
KG2
White

Wire and Wire in Instrument Panel (RHD Front Bench Seat) (From Aug. 2017 Production)

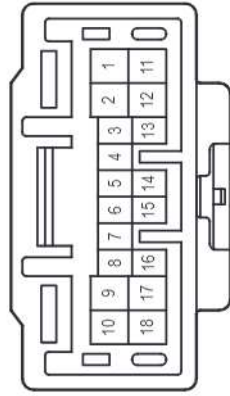
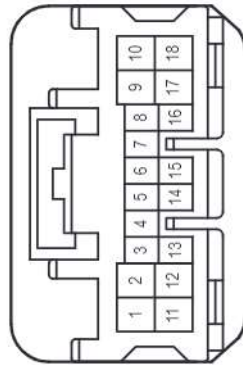
KG3
Black



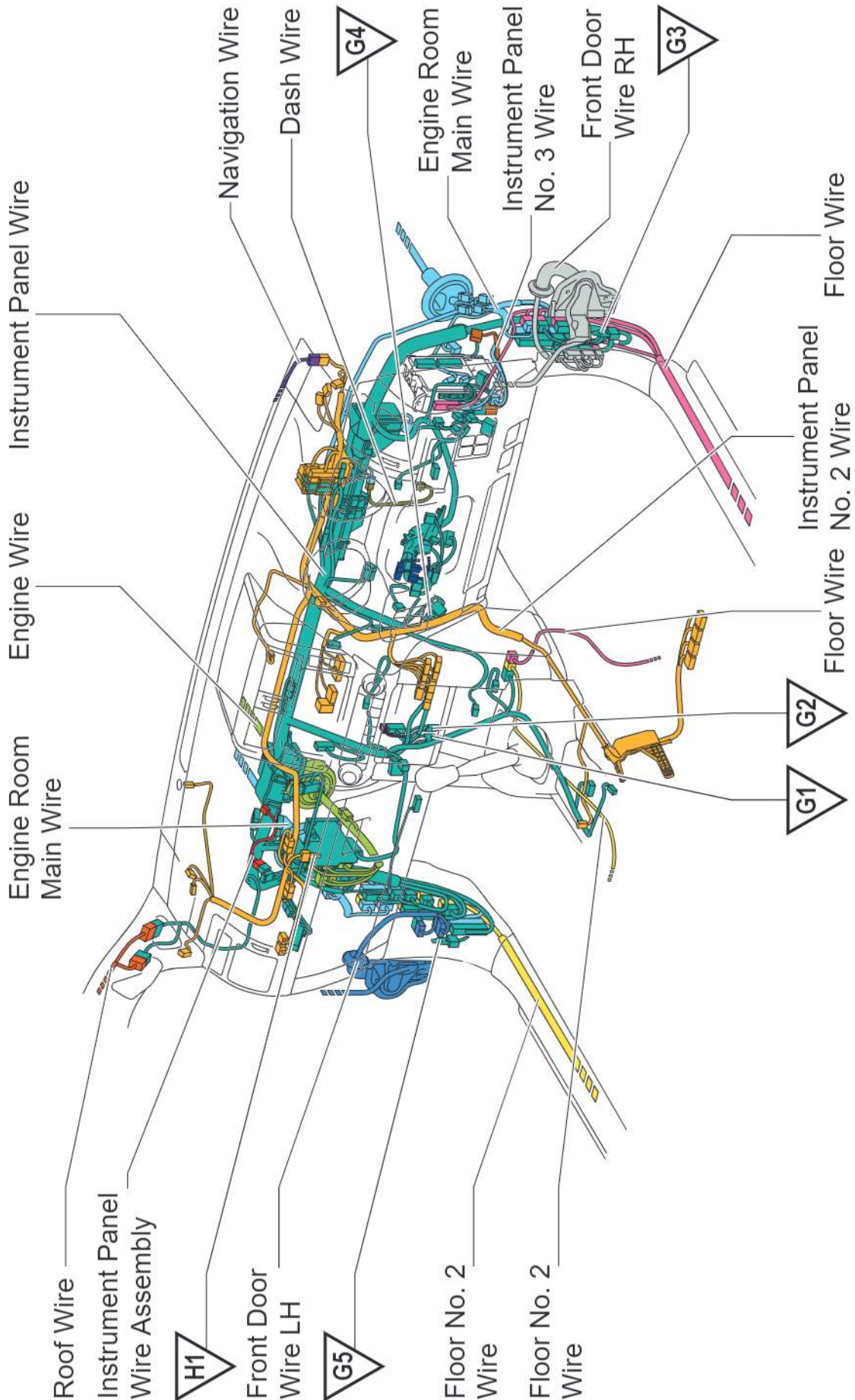
WG1
White



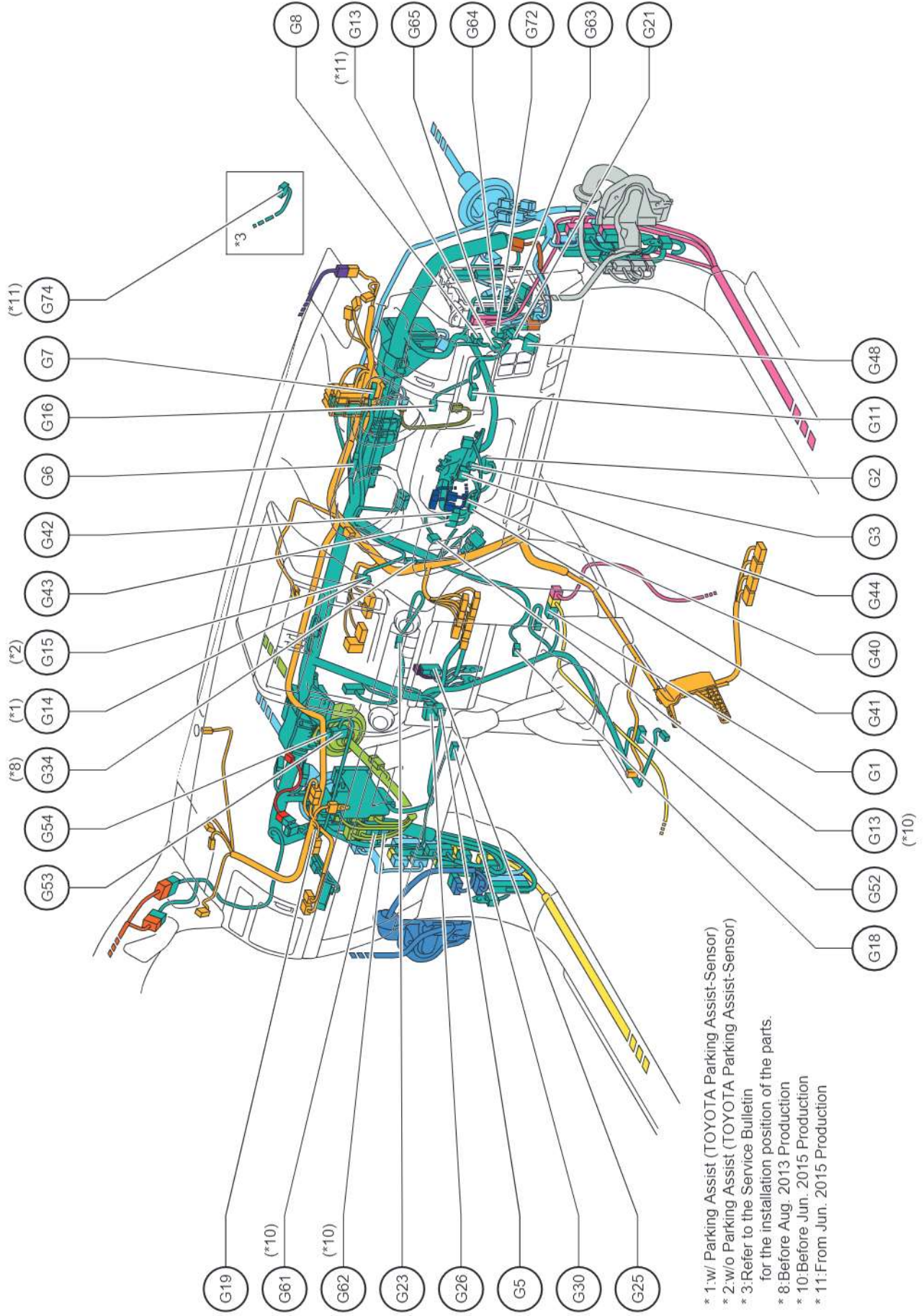
WG2
White



Ground Points in Instrument Panel (RHD Front Bench Seat) (Before Aug. 2017 Production)



Position of Parts in Instrument Panel (RHD Front Bench Seat) (Before Aug. 2017 Production)

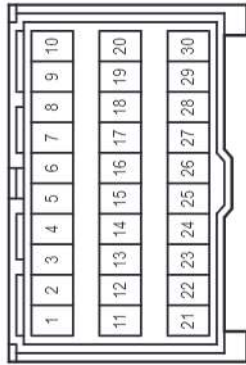


- * 1:w/ Parking Assist (TOYOTA Parking Assist-Sensor)
- * 2:w/o Parking Assist (TOYOTA Parking Assist-Sensor)
- * 3:Refer to the Service Bulletin for the installation position of the parts.
- * 8:Before Aug. 2013 Production
- * 10:Before Jun. 2015 Production
- * 11:From Jun. 2015 Production

- G 1 Airbag Sensor Assembly
- G 2 Ignition or Starter Switch Assembly
- G 3 Un-Lock Warning Switch Assembly
- G 5 Teillite Light Assembly
- G 6 Combination Meter Assembly
- G 7 Combination Meter Assembly
- G 8 Turn Signal Flasher Assembly
- G 11 Outer Mirror Switch Assembly
- G 13 Back Sonar or Clearance Sonar Switch Assembly
- G 14 Clearance Warning Indicator Assembly
- G 15 Hazard Warning Signal Switch Assembly
- G 16 Trip Switch
- G 18 Transfer Position Switch
- G 19 Option Connector
- G 21 Headlight Leveling Switch
- G 23 Integration Control and Panel Assembly
- G 25 A/C Amplifier Assembly
- G 26 Front Blower with Fan Motor Sub-Assembly
- G 30 Glove Box Light
- G 34 No. 1 Clearance Warning Buzzer
- G 40 Spiral Cable Sub-Assembly
- G 41 Spiral Cable Sub-Assembly
- G 42 Windshield Wiper Switch Assembly
- G 43 Windshield Wiper Switch Assembly
- G 44 Headlight Dimmer Switch Assembly
- G 48 DLC3
- G 52 Yaw Rate Sensor Assembly
- G 53 Four Wheel Drive Control ECU
- G 54 Four Wheel Drive Control ECU
- G 61 ECM
- G 62 ECM
- G 63 Main Body ECU
- G 64 Main Body ECU
- G 65 Main Body ECU
- G 72 Headlight Cleaner Switch Assembly
- G 74 Transponder Key ECU Assembly

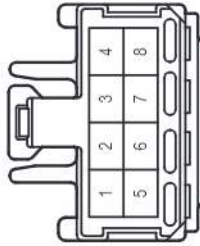
Position of Parts in Instrument Panel (RHD Front Bench Seat) (Before Aug. 2017 Production)

G1
Yellow



90980-12391

G2
White



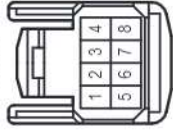
90980-11615

G3
White



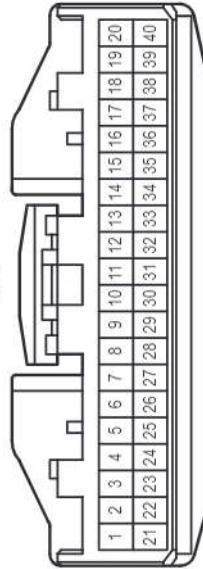
90980-12063

G5
Black



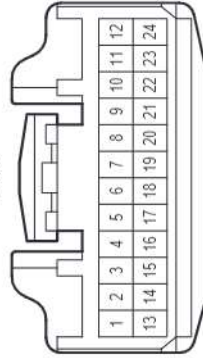
90980-12551

G6
Black



90980-12557

G7
Black



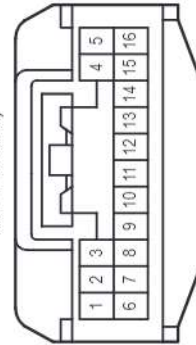
90980-12554

G8
Black



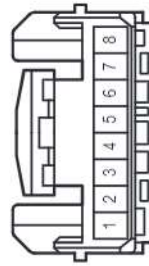
90980-10799

G11
Black (Before Aug. 2017 Production) / White (From Aug. 2017 Production)



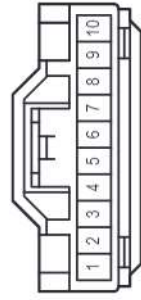
90980-12423

G13
Black



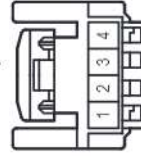
90980-12558

G14
Black



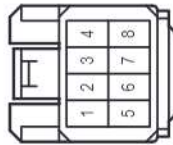
90980-12162

G15
Gray



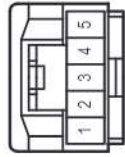
82824-21030

G16
White



90980-12113

G18
Black



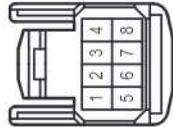
90980-11909

G21
Black



90980-11950

G23
Black



90980-12551

Position of Parts in Instrument Panel (RHD Front Bench Seat) (Before Aug. 2017 Production)

G40 Black
90980-12552

G41 Yellow
90980-12160

G42 White
90980-12359

G43 White
90980-12358

G44 White (Before Aug. 2017 Production) / Black (From Aug. 2017 Production)
90980-12460

G48 White
90980-11978

G52 Black
90980-12303

G53 Black
90980-12557

G54 Black
90980-10997

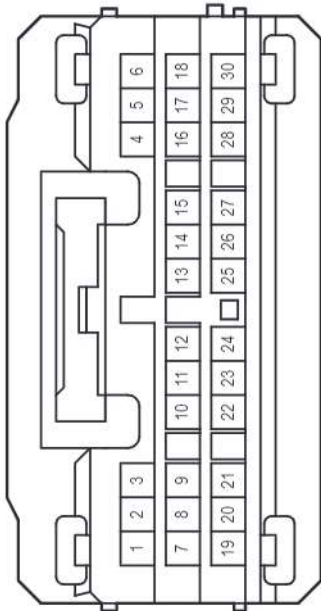
G61 White
90980-11392

G62 White

G63 White

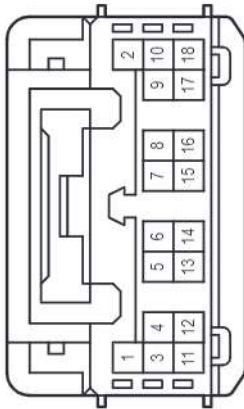
Position of Parts in Instrument Panel (RHD Front Bench Seat) (Before Aug. 2017 Production)

G64
White



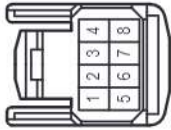
90980-12753

G65
White



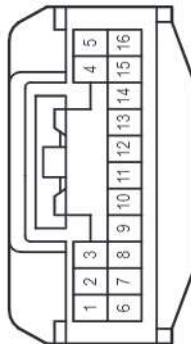
90980-12750

G72
Black



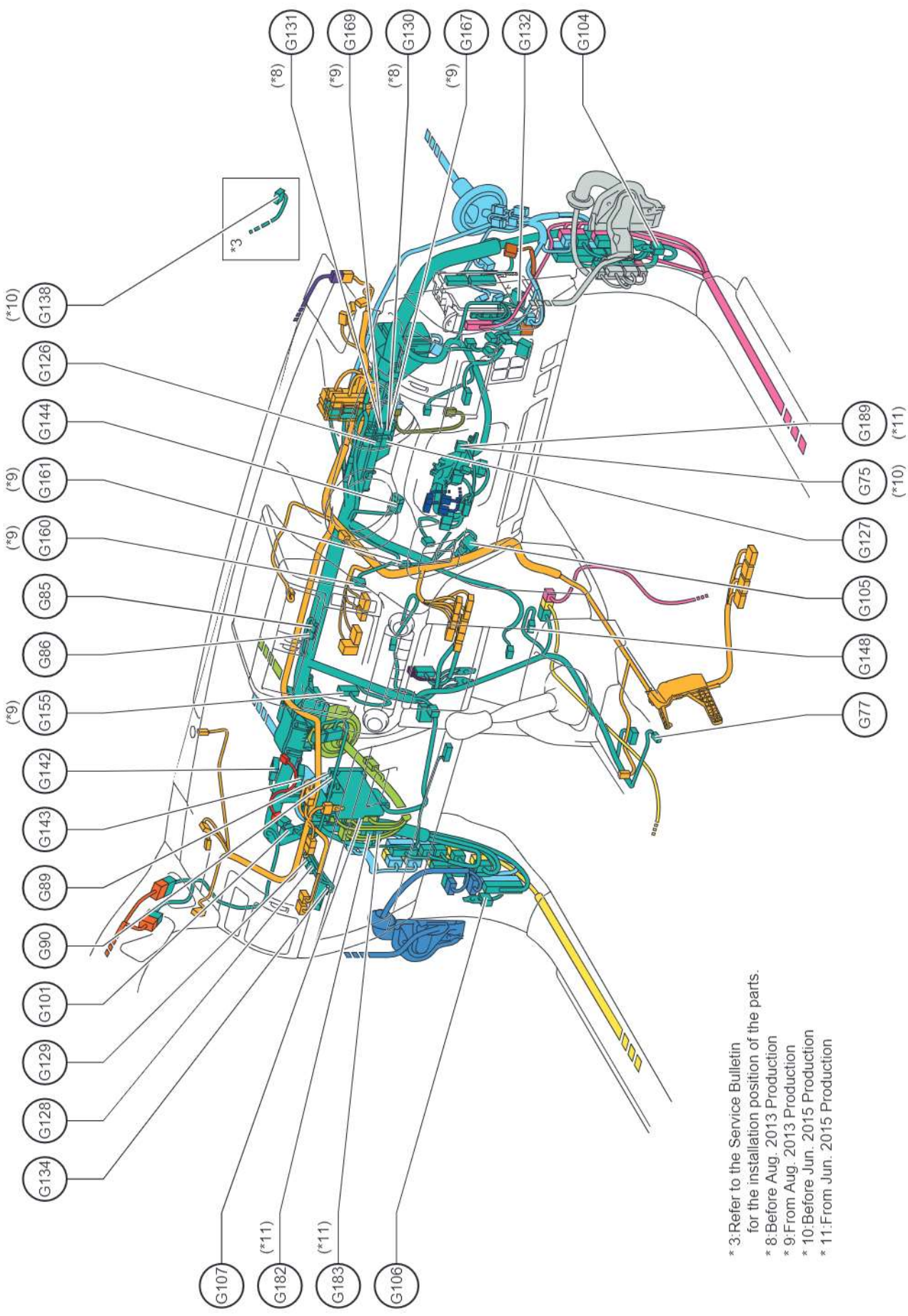
90980-12551

G74
Black



90980-12423

Position of Parts in Instrument Panel (RHD Front Bench Seat) (Before Aug. 2017 Production)



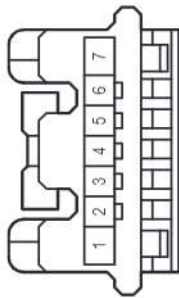
* 3: Refer to the Service Bulletin for the installation position of the parts.
 * 8: Before Aug. 2013 Production
 * 9: From Aug. 2013 Production
 * 10: Before Jun. 2015 Production
 * 11: From Jun. 2015 Production

Position of Parts in Instrument Panel (RHD Front Bench Seat) (Before Aug. 2017 Production)

- G 75 Transponder Key Amplifier
- G 77 Parking Brake Switch Assembly
- G 85 Junction Connector
- G 86 Junction Connector
- G 89 Junction Connector
- G 90 Junction Connector
- G101 Junction Terminal
- G104 Junction Connector
- G105 Junction Connector
- G106 Junction Connector
- G107 Junction Connector
- G126 Junction Connector
- G127 Junction Connector
- G128 Junction Connector
- G129 Junction Connector
- G130 Junction Connector
- G131 Junction Connector
- G132 Junction Connector
- G134 Junction Connector
- G138 Transponder Key ECU Assembly
- G142 Junction Connector
- G143 Junction Connector
- G144 Junction Connector
- G148 Power Point Socket Assembly
- G155 Network Gateway ECU
- G160 Clearance Warning Indicator Assembly
- G161 No. 1 Clearance Warning Buzzer
- G167 Junction Connector
- G169 Junction Connector
- G182 ECM
- G183 ECM
- G189 Transponder Key Coil

Position of Parts in Instrument Panel (RHD Front Bench Seat) (Before Aug. 2017 Production)

G75
Black



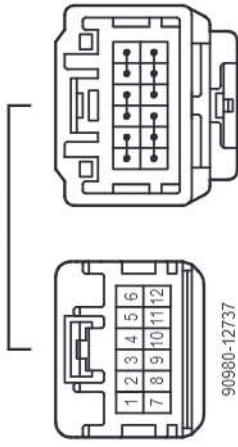
90980-12092

G77
White



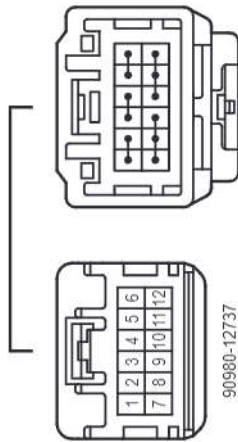
90980-10871

G85
Black



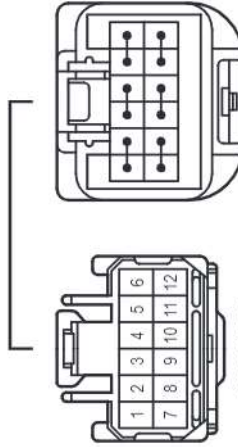
90980-12737

G86
Black



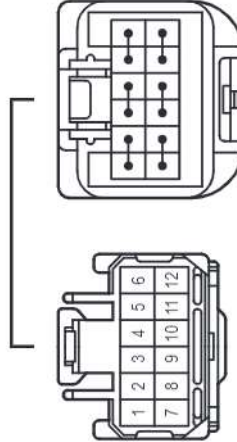
90980-12737

G89
White



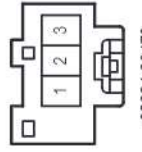
90980-11661

G90
White



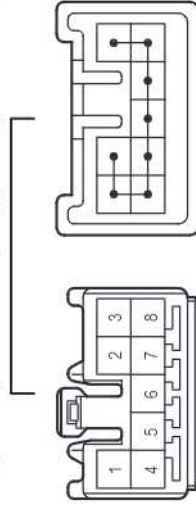
90980-11661

G101
White



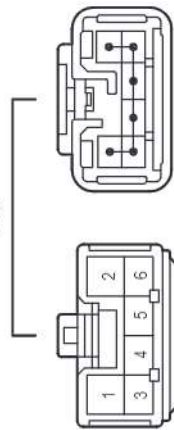
82824-30470

G104
White (Before Aug. 2017 Production) / Gray (From Aug. 2017 Production)



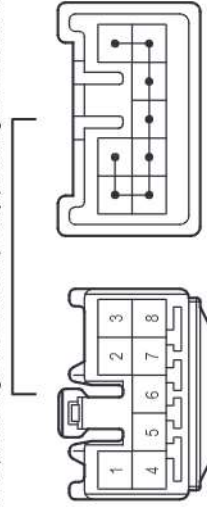
90980-11686

G105
White



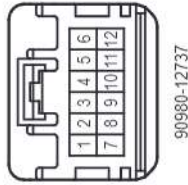
90980-10976

G106
White (Before Aug. 2017 Production) / Gray (From Aug. 2017 Production)

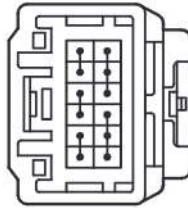


Position of Parts in Instrument Panel (RHD Front Bench Seat) (Before Aug. 2017 Production)

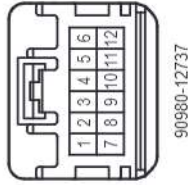
G127
Black



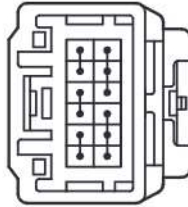
90980-12737



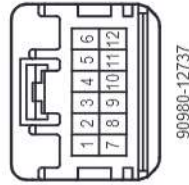
G128
Black



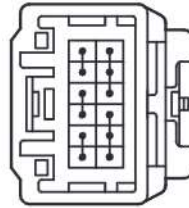
90980-12737



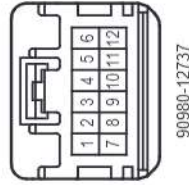
G129
Black



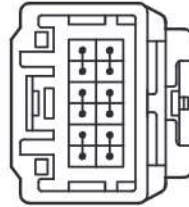
90980-12737



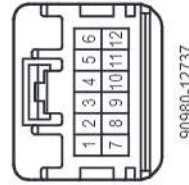
G130
White



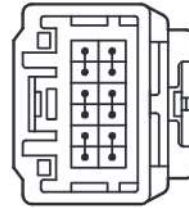
90980-12737



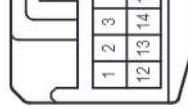
G131
White



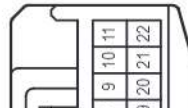
90980-12737



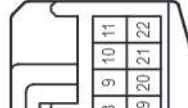
G132
Gray



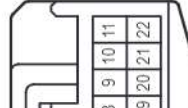
90980-12372



G134
Gray

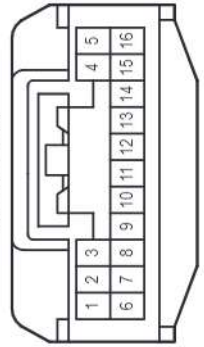


90980-12372



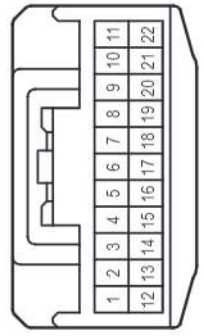
G138

White (Before Jun. 2015 Production) / Black (From Jun. 2015 Production)

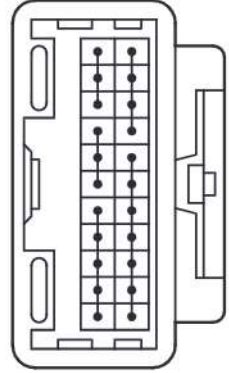


90980-12423

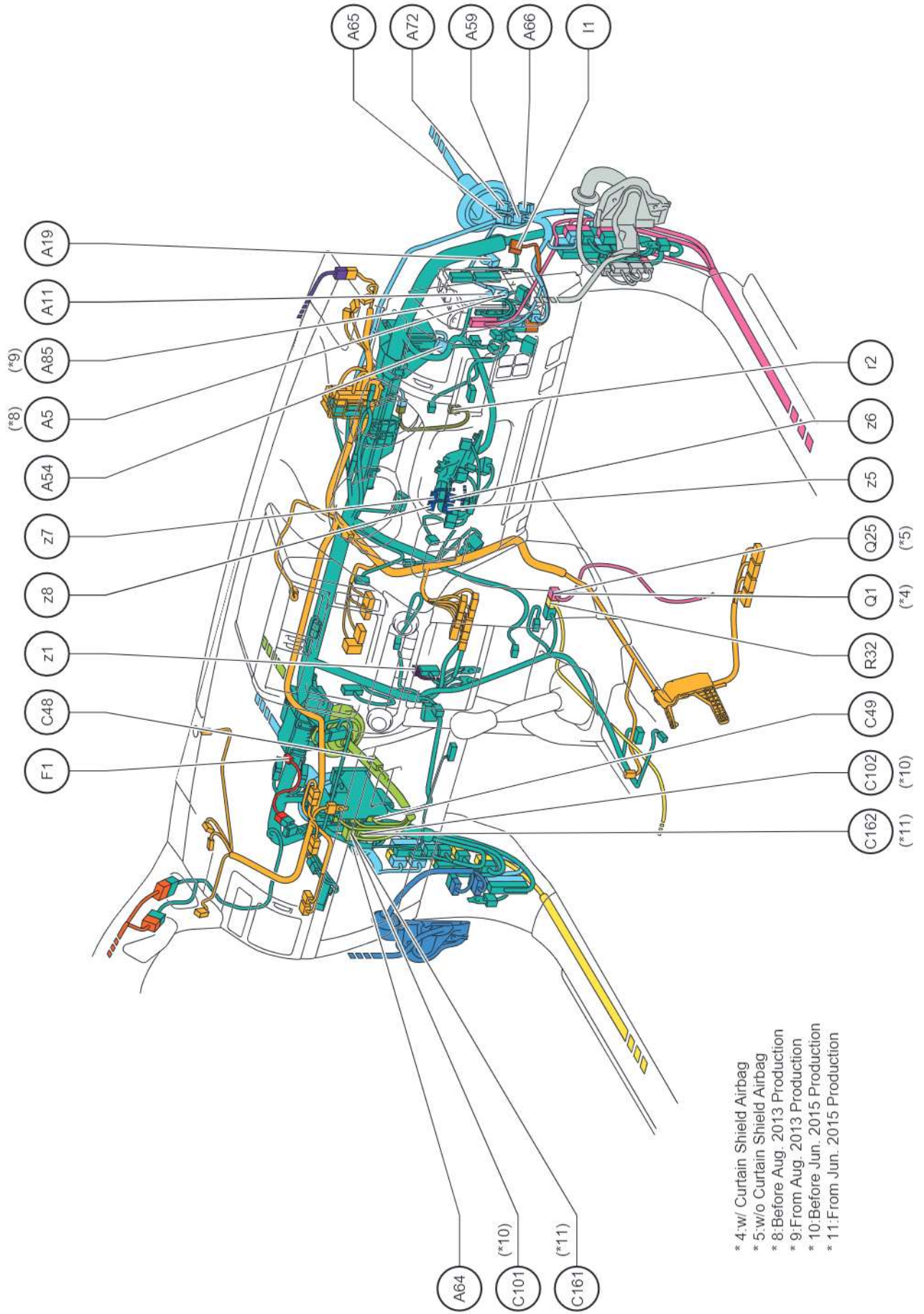
G142
White



90980-12372



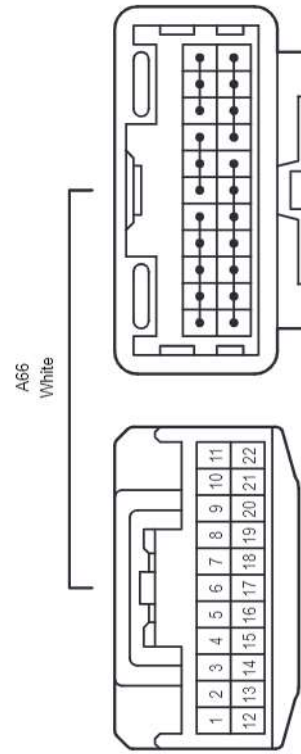
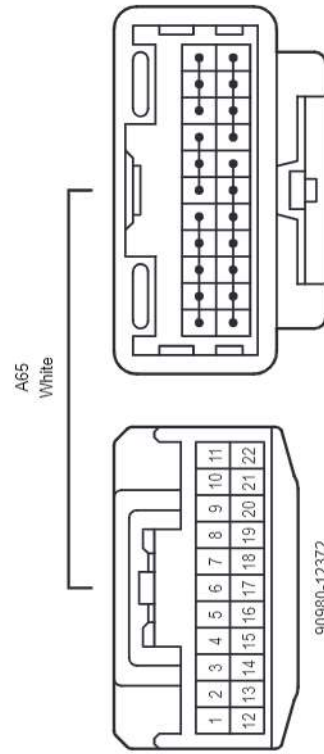
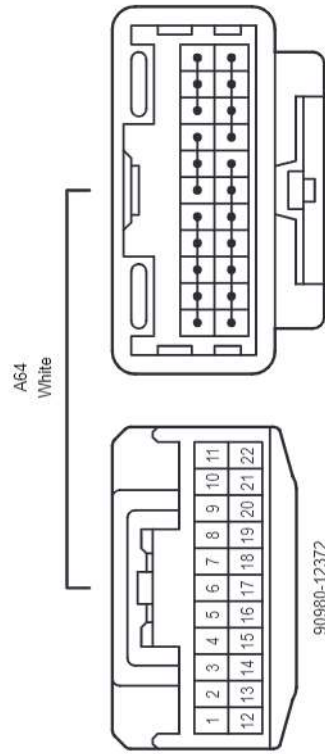
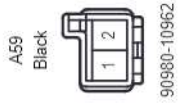
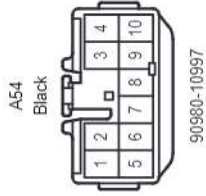
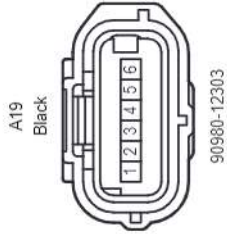
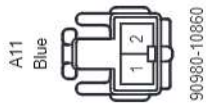
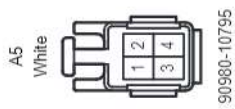
Position of Parts in Instrument Panel (RHD Front Bench Seat) (Before Aug. 2017 Production)



- * 4:w/ Curtain Shield Airbag
- * 5:w/o Curtain Shield Airbag
- * 8:Before Aug. 2013 Production
- * 9:From Aug. 2013 Production
- * 10:Before Jun. 2015 Production
- * 11:From Jun. 2015 Production

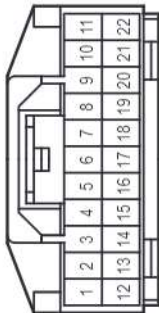
- A 5 Stop Light Switch Assembly
- A 11 Brake Pedal Load Sensing Switch
- A 19 Acceleration Sensor
- A 54 Stop Light Control Relay Assembly
- A 59 Diode (Stop Light)
- A 64 Junction Connector
- A 65 Junction Connector
- A 66 Junction Connector
- A 72 Junction Connector
- A 85 Stop Light Switch Assembly
- C 48 Junction Connector
- C 49 Junction Connector
- C101 ECM
- C102 ECM
- C161 ECM
- C162 ECM
- F 1 Front Passenger Side Squib Circuit
- I 1 Clearance Warning ECU Assembly
- Q 1 Airbag Sensor Assembly
- Q 25 Airbag Sensor Assembly
- R 32 Airbag Sensor Assembly
- r 2 Clutch Start Switch Assembly
- z 1 A/C Amplifier Assembly , A/C Blower Assembly
- z 5 Driver Side Squib Circuit , Spiral Cable Sub-Assembly
- z 6 Driver Side Squib 2nd Step Circuit , Spiral Cable Sub-Assembly
- z 7 Cruise Control Main Switch , Spiral Cable Sub-Assembly , Steering Pad Switch Assembly
- z 8 Spiral Cable Sub-Assembly , Steering Pad Switch Assembly

Position of Parts in Instrument Panel (RHD Front Bench Seat) (Before Aug. 2017 Production)



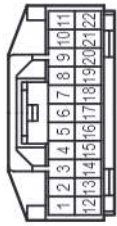
Position of Parts in Instrument Panel (RHD Front Bench Seat) (Before Aug. 2017 Production)

C48
White

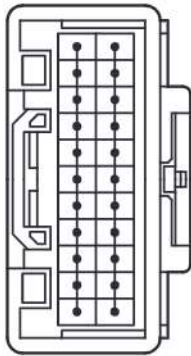


90980-11915

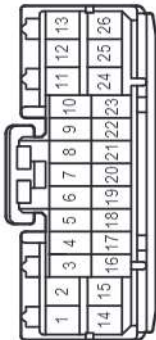
C49
Blue



90980-11915

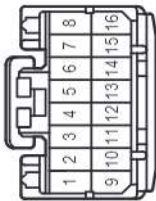


C101
White



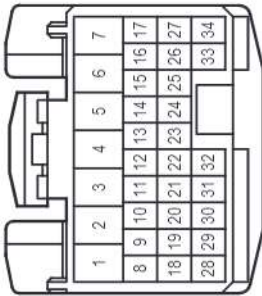
90980-11390

C102
White



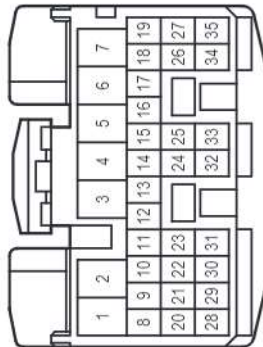
90980-11391

C161
White



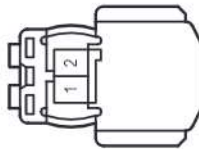
90980-12527

C162
White



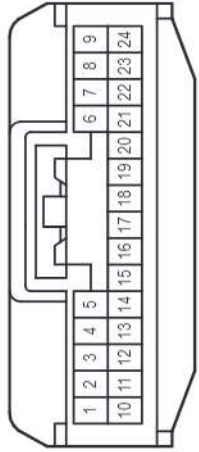
90980-12528

F1
Orange



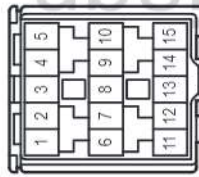
90980-12576

I1
White



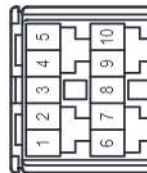
90980-12404

Q1
Yellow

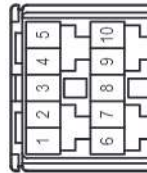


90980-12450

Q25
Yellow



R32
Yellow

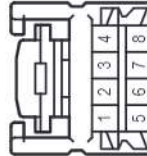


r2
White

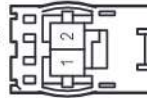


90980-10825

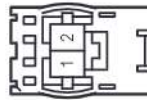
z1
White



z5
Orange



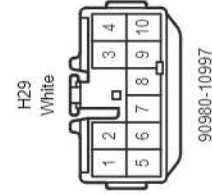
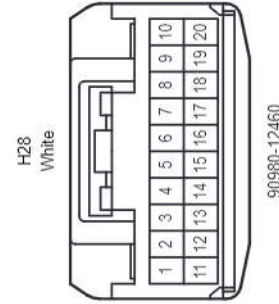
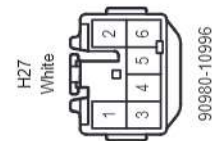
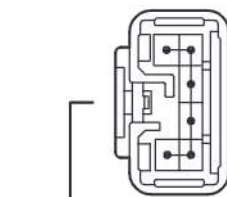
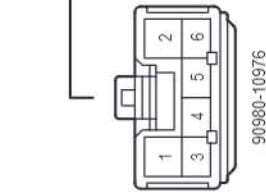
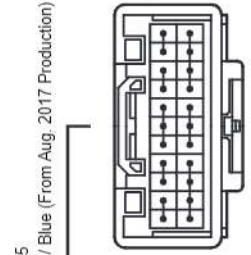
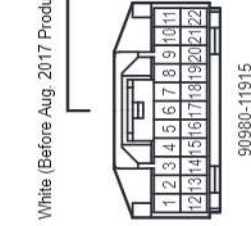
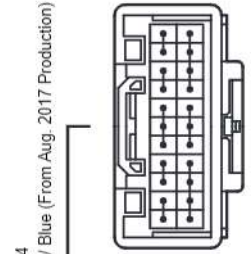
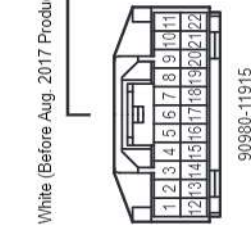
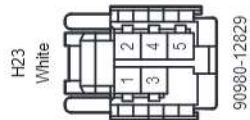
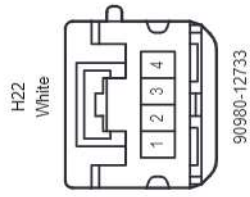
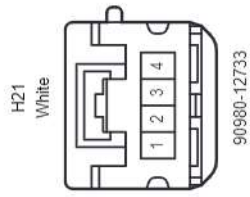
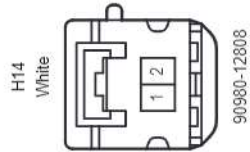
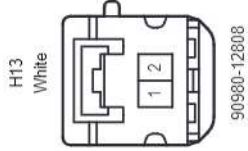
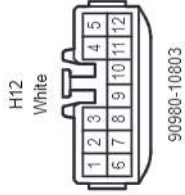
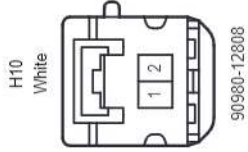
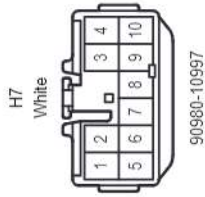
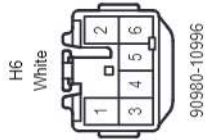
z6
Black



Position of Parts in Instrument Panel (RHD Front Bench Seat) (Before Aug. 2017 Production)

- H 6 Stereo Component Amplifier Assembly
- H 7 Stereo Component Amplifier Assembly
- H 10 Front No. 1 Speaker Assembly RH
- H 12 Stereo Component Amplifier Assembly
- H 13 Front No. 1 Speaker Assembly LH
- H 14 Front No. 4 Speaker Assembly
- H 21 Front No. 3 Speaker Assembly RH
- H 22 Front No. 3 Speaker Assembly LH
- H 23 Theft Warning Indicator Light Assembly
- H 24 Junction Connector
- H 25 Junction Connector
- H 26 Junction Connector
- H 27 Radio Receiver Assembly
- H 28 Radio Receiver Assembly
- H 29 Radio Receiver Assembly
- H 30 Radio Receiver Assembly
- H 31 Stereo Component Amplifier Assembly
- H 33 Multi-Media Interface ECU
- H 34 Front No. 2 Speaker Assembly RH
- H 35 Front No. 2 Speaker Assembly LH
- H 36 Radio Receiver Assembly
- H 37 Amplifier Antenna Assembly
- H 38 Radio Receiver Assembly
- H 39 No. 1 Stereo Jack Adapter Assembly
- H 40 Multi-Media Interface ECU
- H 46 Radio Receiver Assembly
- H 47 Radio Receiver Assembly

Position of Parts in Instrument Panel (RHD Front Bench Seat) (Before Aug. 2017 Production)



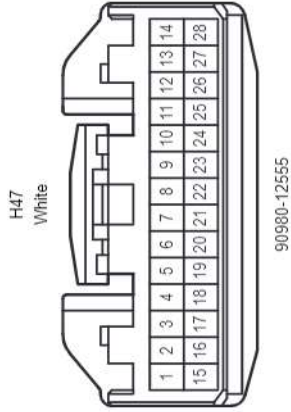
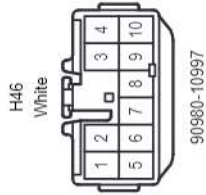
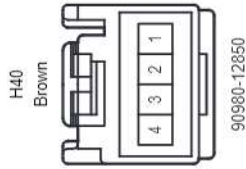
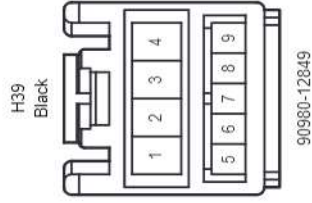
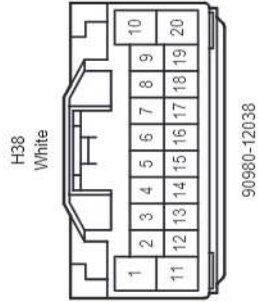
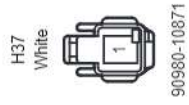
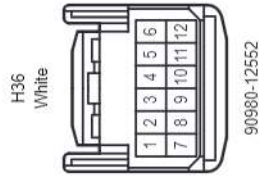
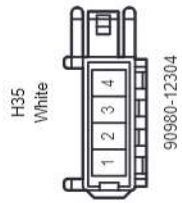
H30
White

H31
White

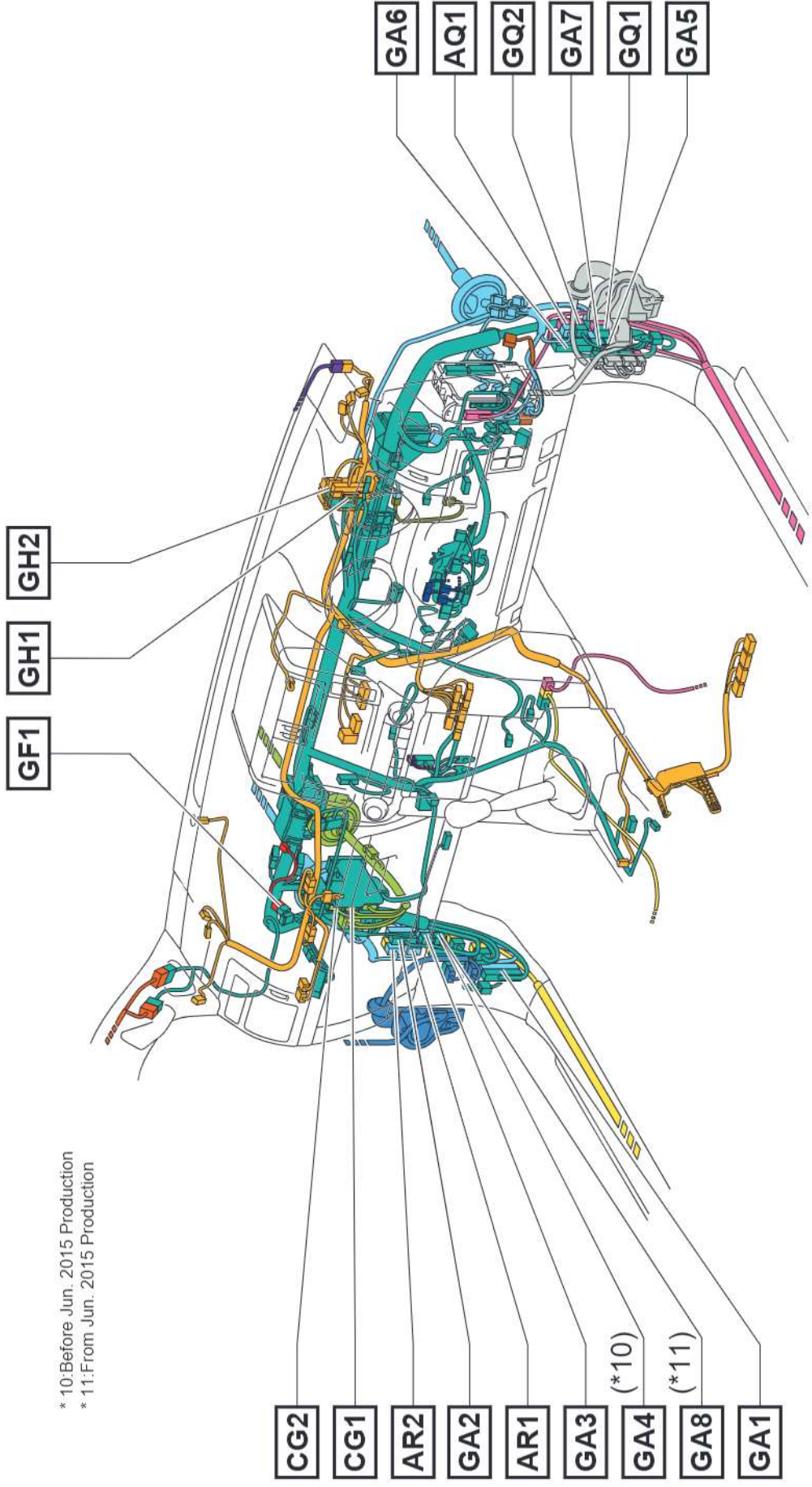
H33
White

H34
White

Position of Parts in Instrument Panel (RHD Front Bench Seat) (Before Aug. 2017 Production)



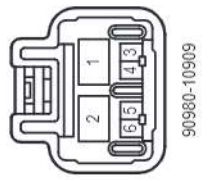
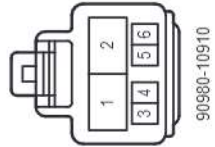
Wire and Wire in Instrument Panel (RHD Front Bench Seat) (Before Aug. 2017 Production)



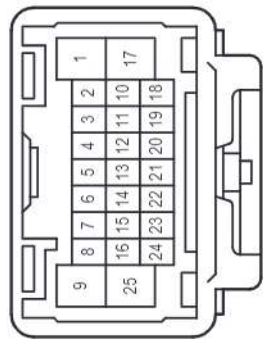
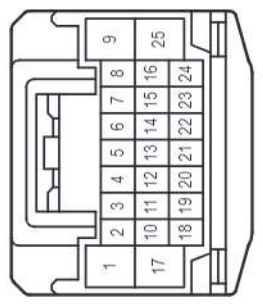
* 10: Before Jun. 2015 Production
 * 11: From Jun. 2015 Production

Wire and Wire in Instrument Panel (RHD Front Bench Seat) (Before Aug. 2017 Production)

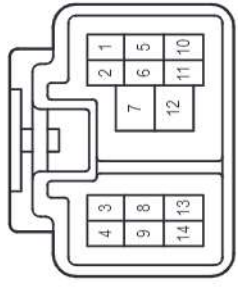
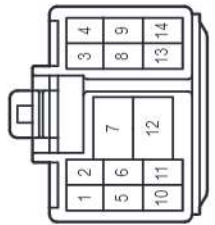
AQ1
White



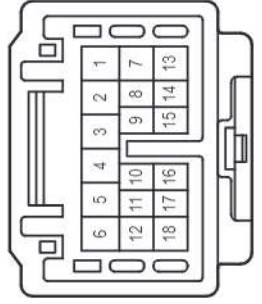
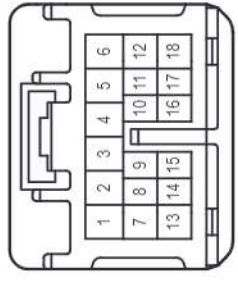
AR1
White



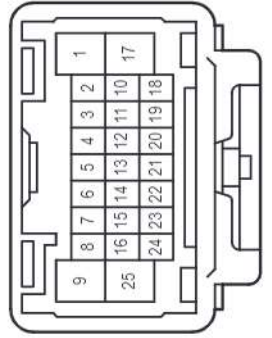
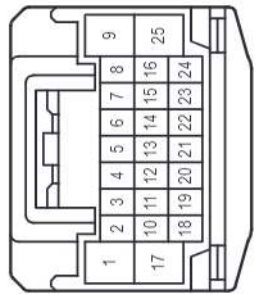
AR2
Gray



CG1
White



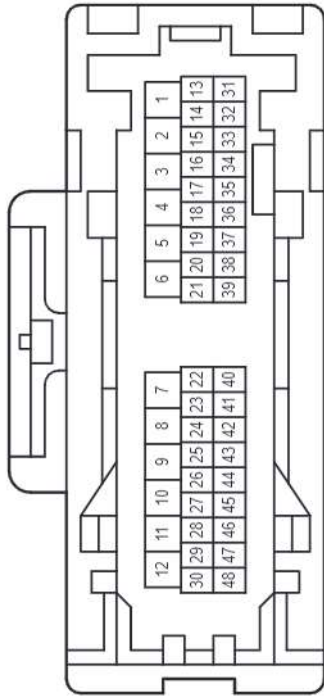
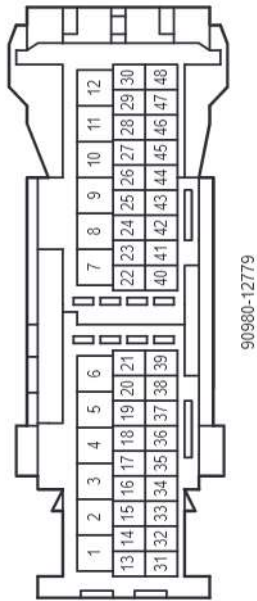
CG2
White



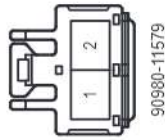
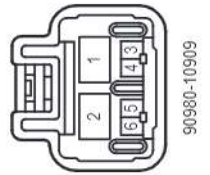
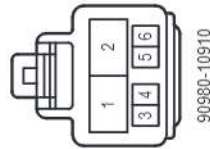
cardiagn.com

Wire and Wire in Instrument Panel (RHD Front Bench Seat) (Before Aug. 2017 Production)

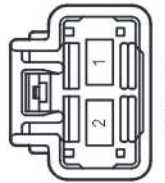
GA2
White



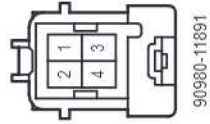
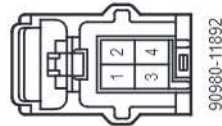
GA3
Black



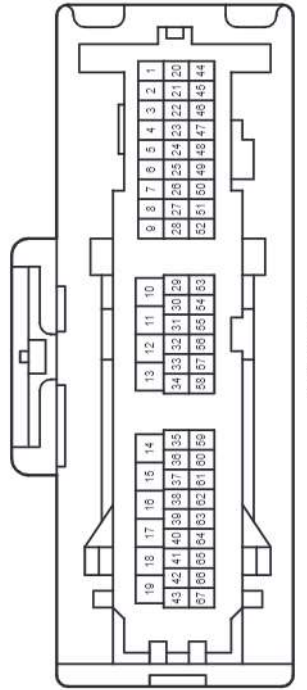
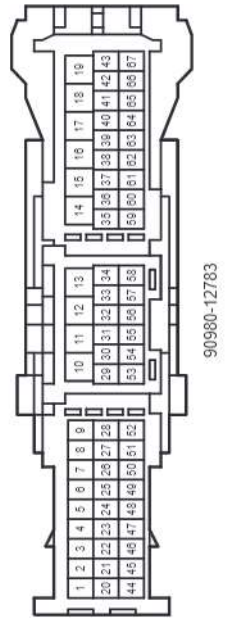
GA4
White



GA5
Yellow



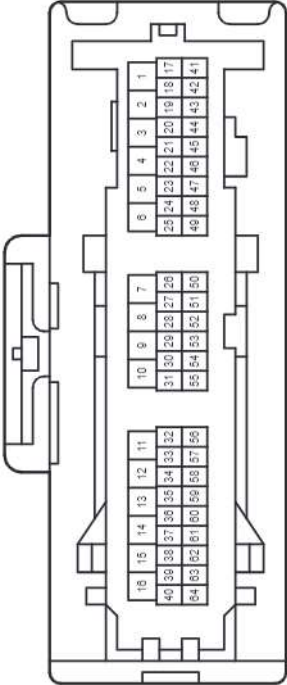
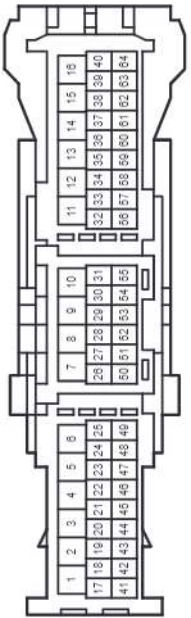
GA6
White



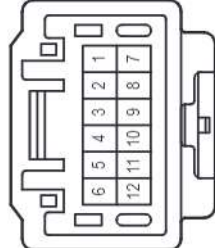
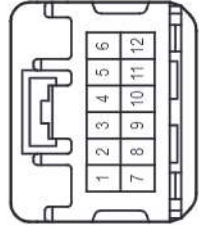
cardiagn.com

Wire and Wire in Instrument Panel (RHD Front Bench Seat) (Before Aug. 2017 Production)

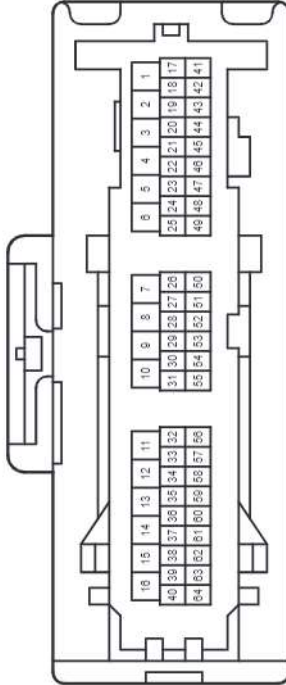
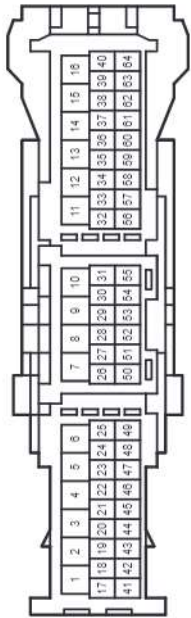
[GH1]
White



[GH2]
White



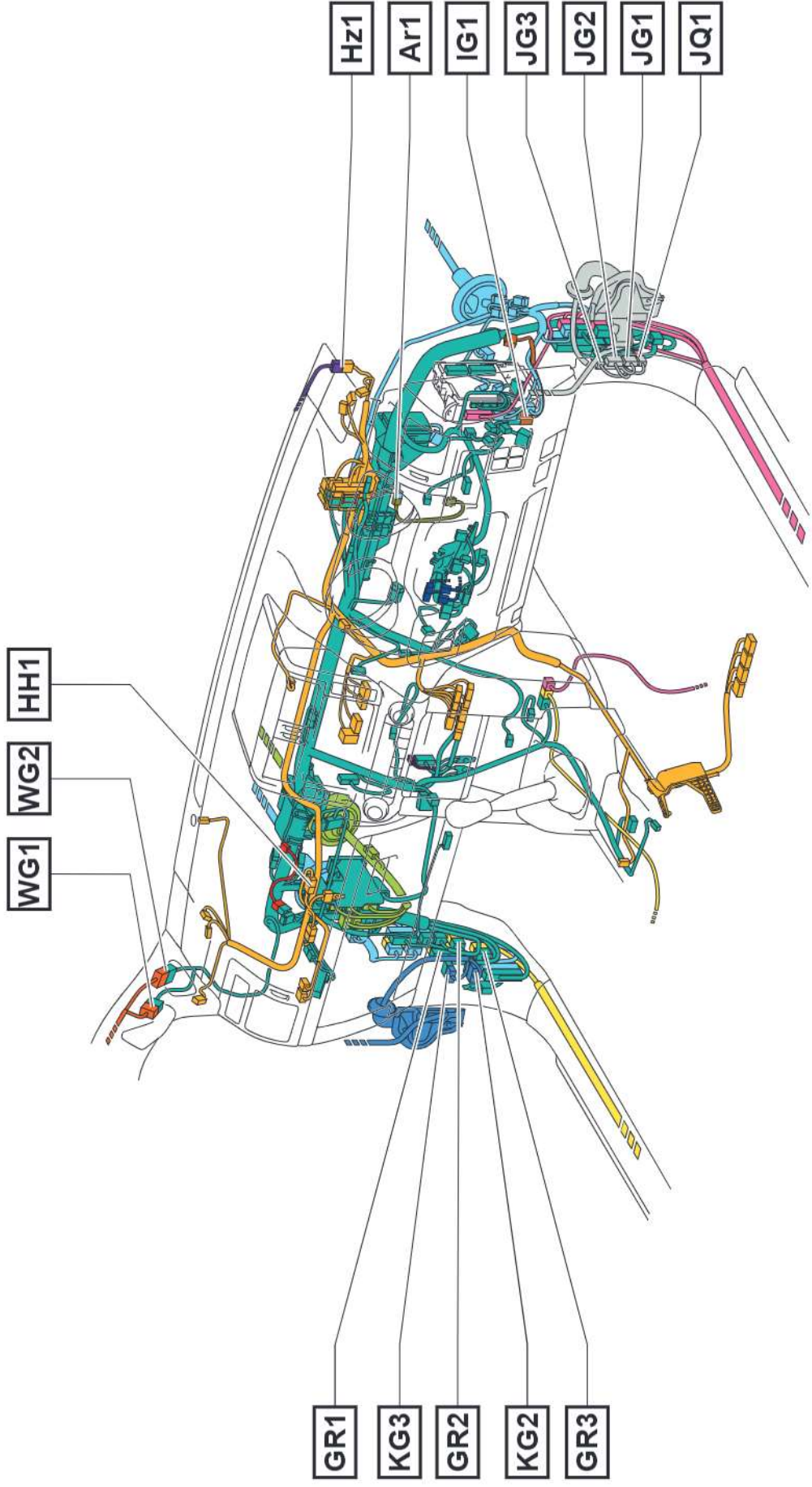
[GQ1]
White



cardiagn.com

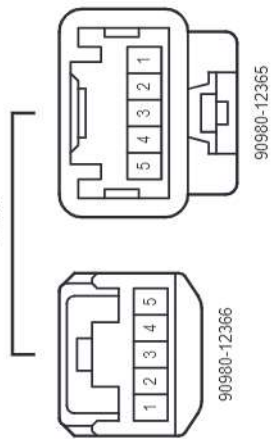
[GQ2]

Wire and Wire in Instrument Panel (RHD Front Bench Seat) (Before Aug. 2017 Production)

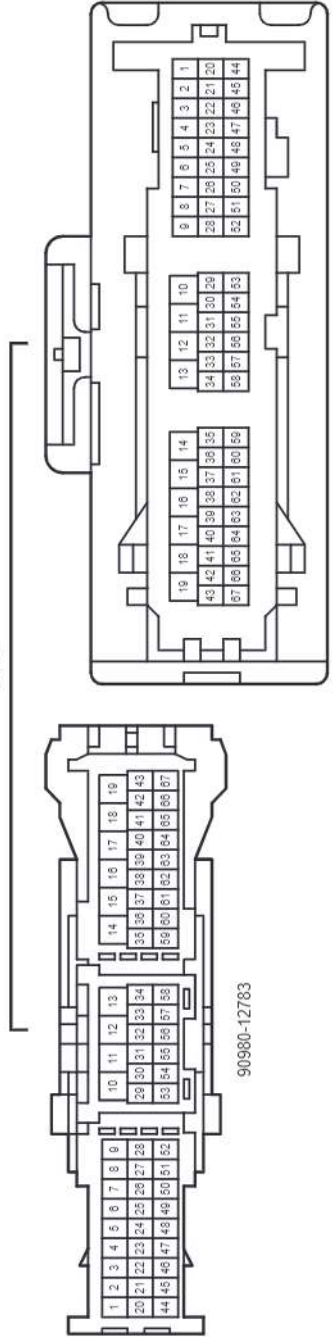


Wire and Wire in Instrument Panel (RHD Front Bench Seat) (Before Aug. 2017 Production)

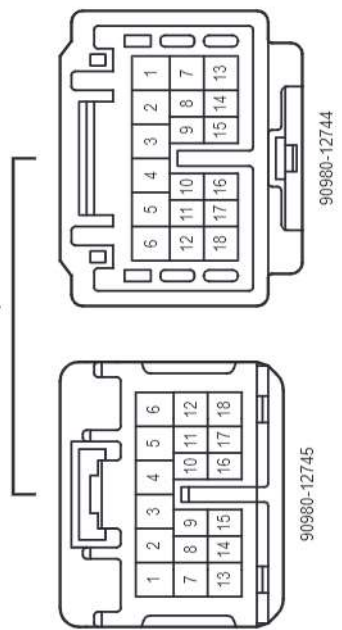
Ar1
White



GR1
White



GR2
Gray



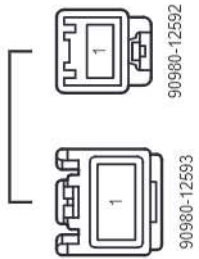
GR3
Blue

HH1
White

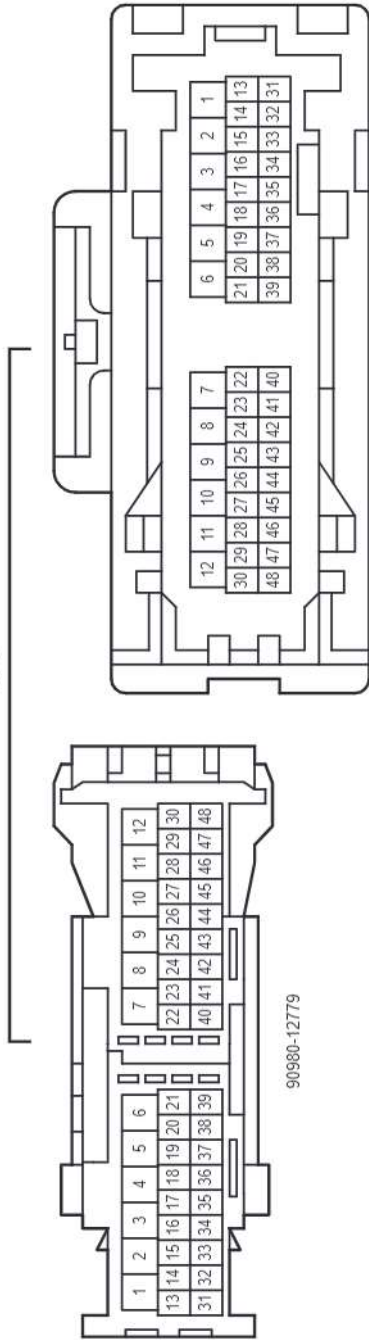
cardiagn.com

Wire and Wire in Instrument Panel (RHD Front Bench Seat) (Before Aug. 2017 Production)

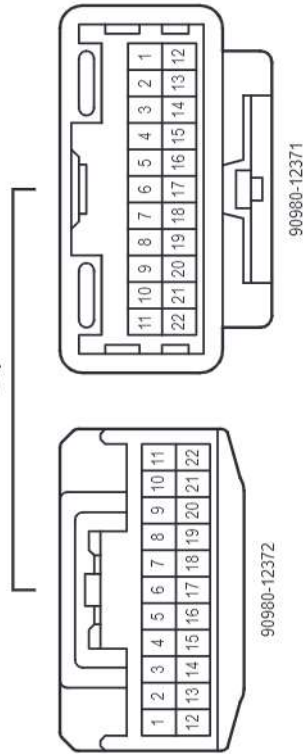
Hz1
Blue



IG1
White



JG1
Gray

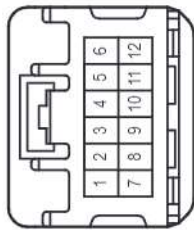


JG2
White

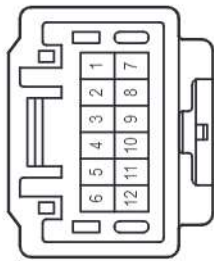


Wire and Wire in Instrument Panel (RHD Front Bench Seat) (Before Aug. 2017 Production)

JG3
Black

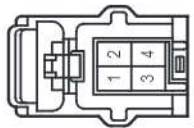


90980-12737

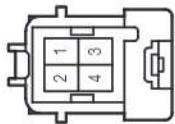


90980-12736

JQ1
Yellow

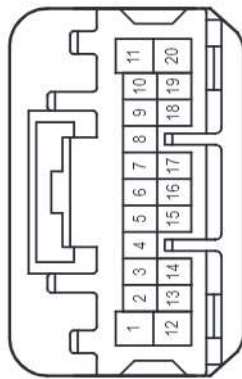


90980-11892

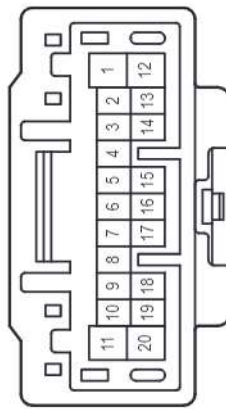


90980-11891

KG2
White

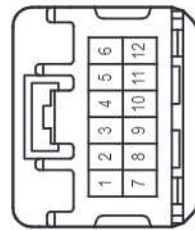


90980-12741

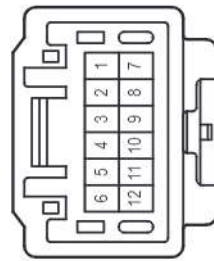


90980-12740

KG3
Black

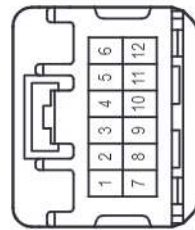


90980-12737

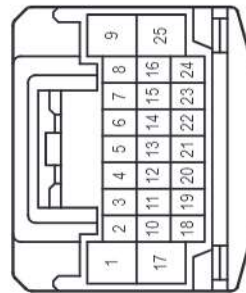


90980-12736

WG1
White

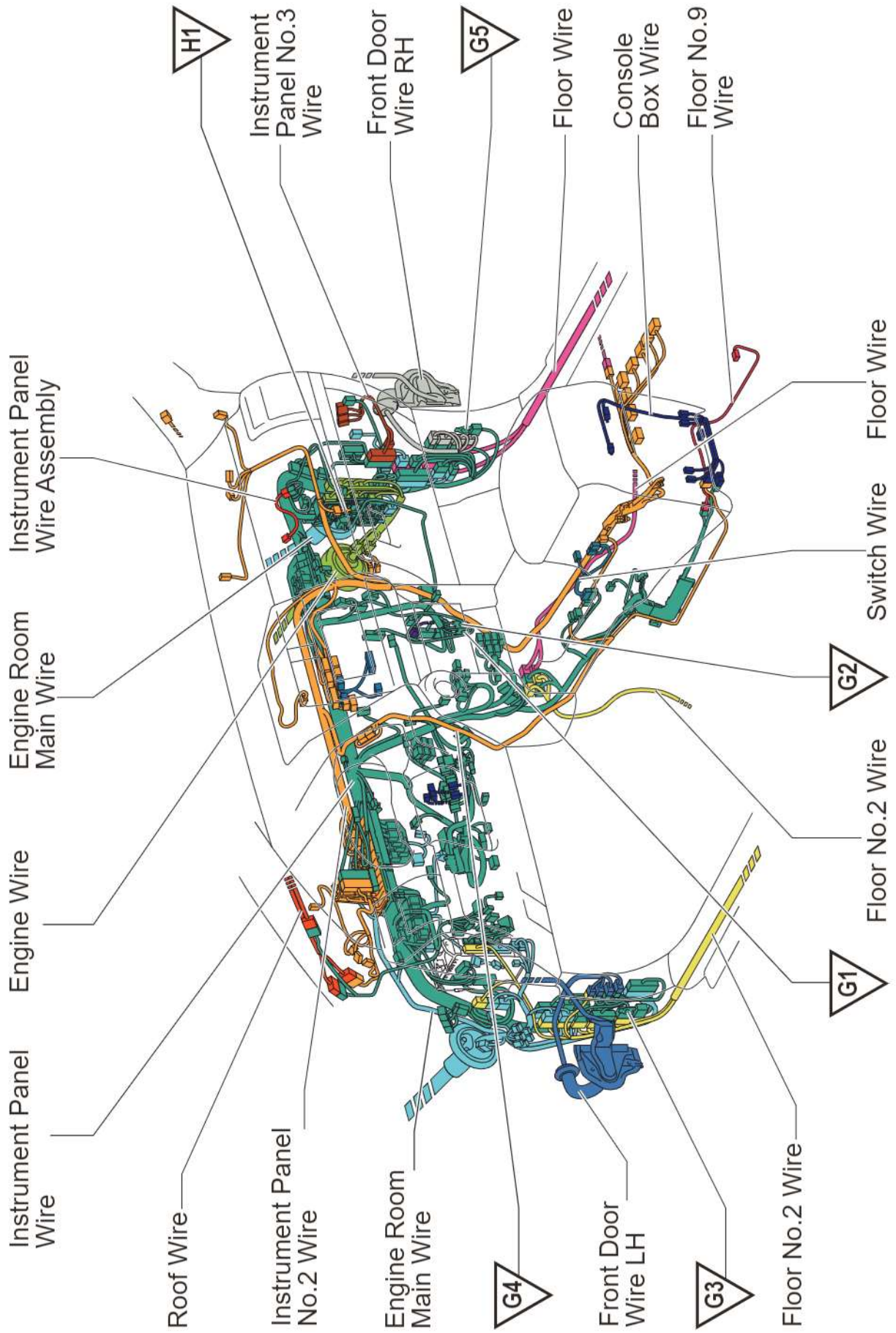


90980-12413

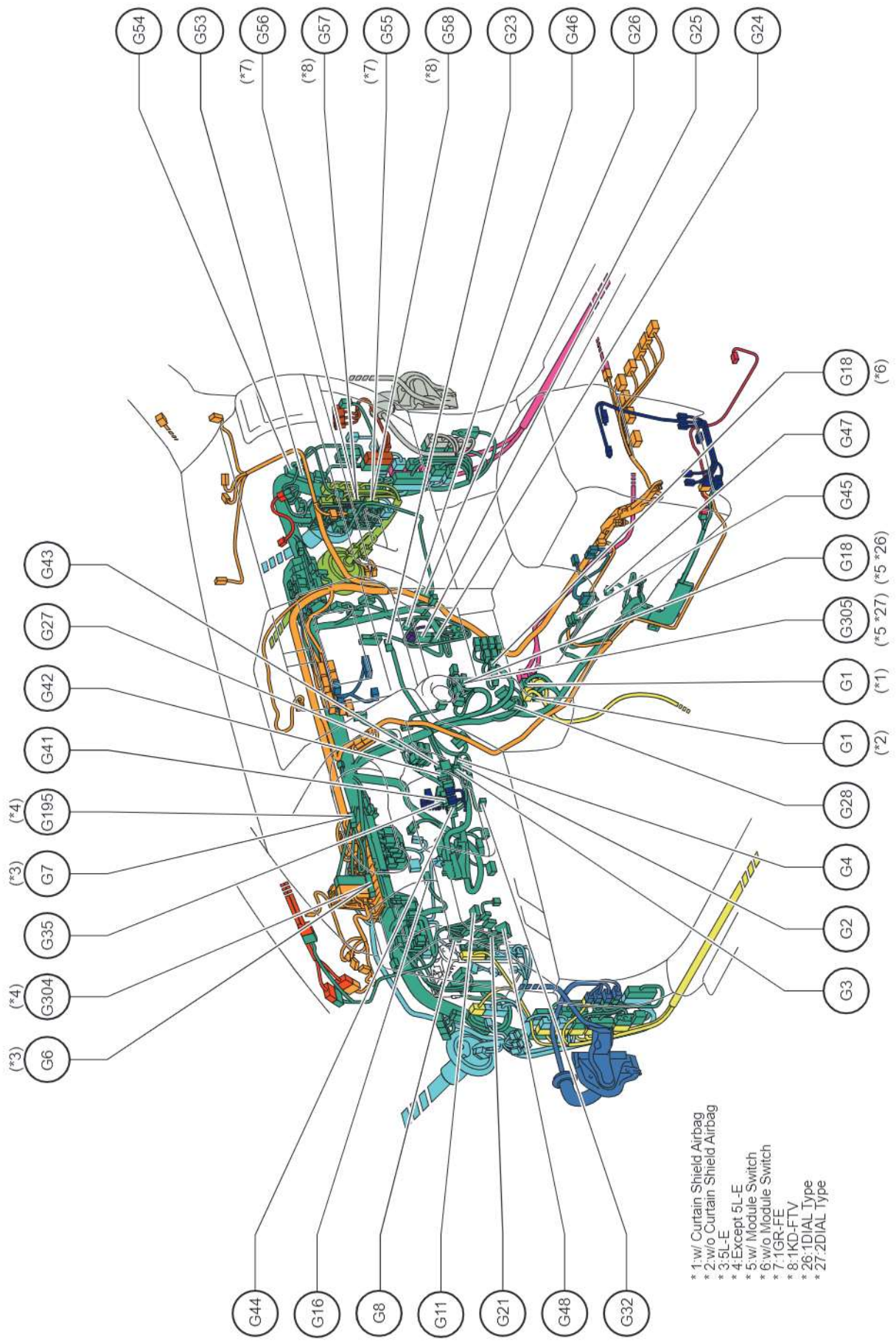


90980-12414

Ground Points in Instrument Panel (LHD Front Separate Seat) (From Aug. 2017 Production)



Position of Parts in Instrument Panel (LHD Front Separate Seat) (From Aug. 2017 Production)



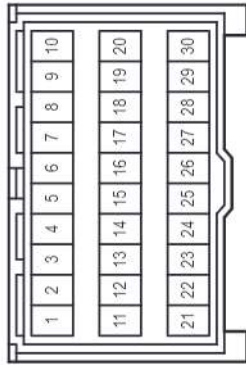
- * 1:w/ Curtain Shield Airbag
- * 2:w/o Curtain Shield Airbag
- * 3:5L-E
- * 4:Except 5L-E
- * 5:w/ Module Switch
- * 6:w/o Module Switch
- * 7:1GR-FE
- * 8:1KD-FTV
- * 26:1DIAL Type
- * 27:2DIAL Type

Position of Parts in Instrument Panel (LHD Front Separate Seat) (From Aug. 2017 Production)

- G 1 Airbag Sensor Assembly
- G 2 Ignition or Starter Switch Assembly
- G 3 Un-Lock Warning Switch Assembly
- G 4 Key Inter Lock Solenoid
- G 6 Combination Meter Assembly
- G 7 Combination Meter Assembly
- G 8 Turn Signal Flasher Assembly
- G 11 Outer Mirror Switch Assembly
- G 16 Trip Switch
- G 18 Transfer Position Switch
- G 21 Headlight Leveling Switch
- G 23 Integration Control and Panel Assembly
- G 24 A/C Amplifier Assembly
- G 25 A/C Amplifier Assembly
- G 26 Front Blower with Fan Motor Sub-Assembly
- G 27 Intake Air Temperature Sensor
- G 28 Quick Heater Assembly
- G 32 Lower No. 1 Instrument Panel Airbag Assembly
- G 35 Steering Lock Actuator Assembly
- G 41 Spiral Cable Sub-Assembly
- G 42 Windshield Wiper Switch Assembly
- G 43 Windshield Wiper Switch Assembly
- G 44 Headlight Dimmer Switch Assembly
- G 45 Shift Lock Control ECU Sub-Assembly
- G 46 Power Steering ECU Assembly
- G 47 Transmission Control Switch
- G 48 DLC3
- G 53 Four Wheel Drive Control ECU
- G 54 Four Wheel Drive Control ECU
- G 55 ECM
- G 56 ECM
- G 57 ECM
- G 58 ECM
- G195 Combination Meter Assembly
- G304 Combination Meter Assembly
- G305 Combination Switch Assembly

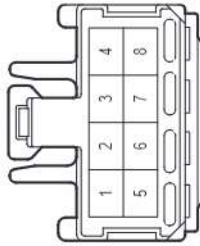
Position of Parts in Instrument Panel (LHD Front Separate Seat) (From Aug. 2017 Production)

G1
Yellow



90980-12391

G2
White



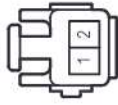
90980-11615

G3
White



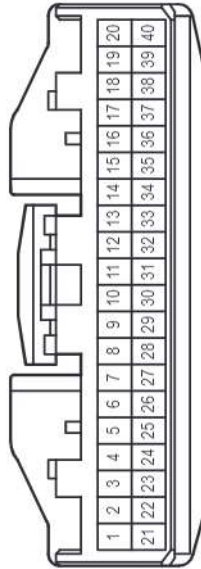
90980-12063

G4
Black



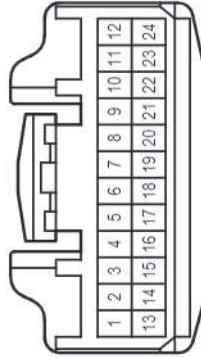
90980-10825

G6
Black



90980-12557

G7
Black



90980-12554

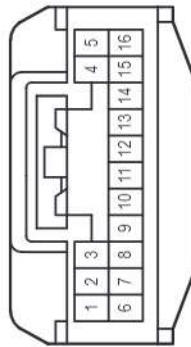
G8
Black



90980-10799

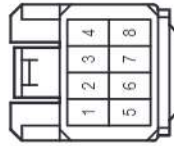
G11

Black (Before Aug. 2017 Production) / White (From Aug. 2017 Production)



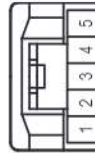
90980-12423

G16
White



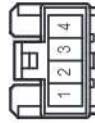
90980-12113

G18
Black



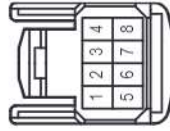
90980-11909

G21
Black



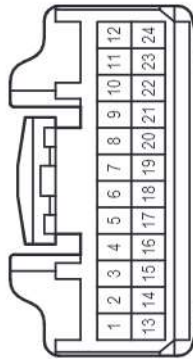
90980-11950

G23
Black

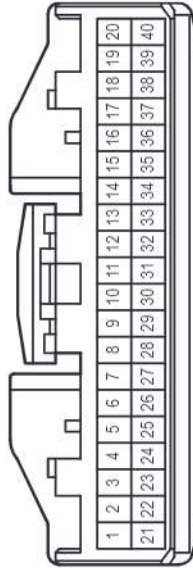


90980-12551

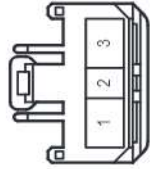
G24
White



G25
White

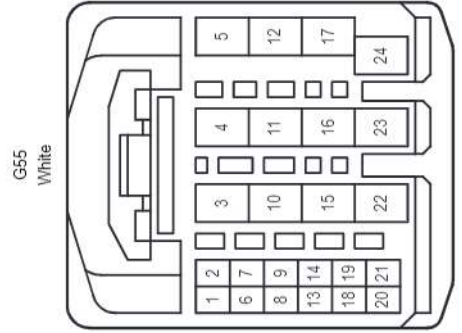
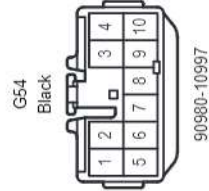
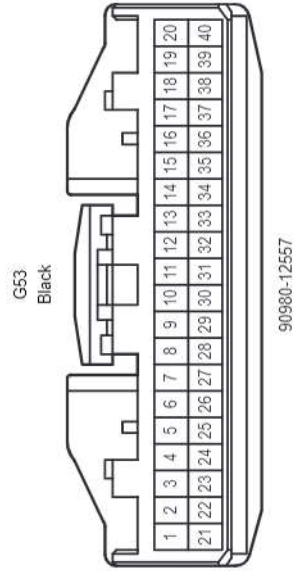
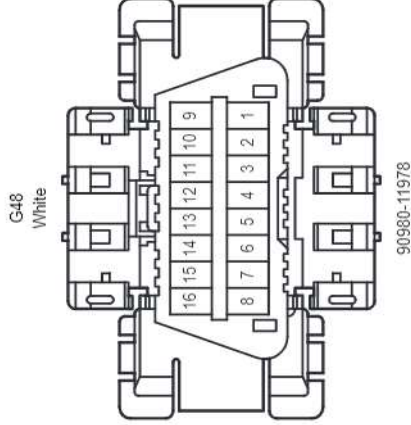
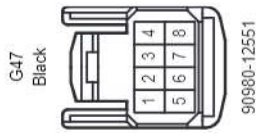
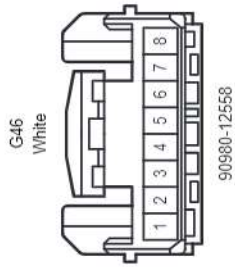
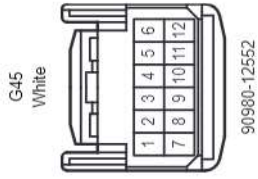
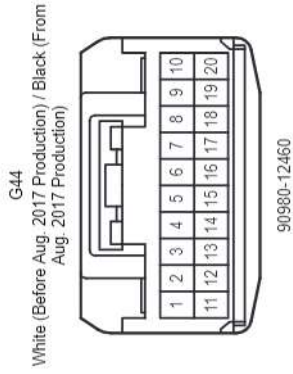
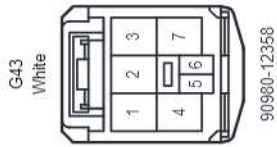
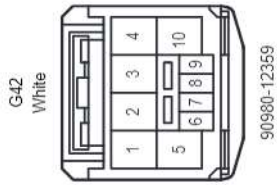


G26
Black



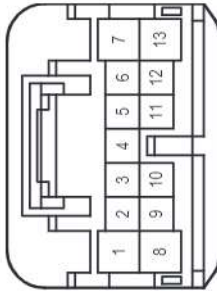
90980-11667

Position of Parts in Instrument Panel (LHD Front Separate Seat) (From Aug. 2017 Production)



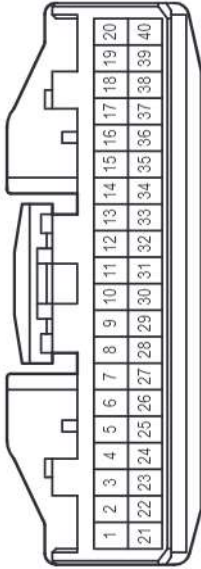
Position of Parts in Instrument Panel (LHD Front Separate Seat) (From Aug. 2017 Production)

G195
White



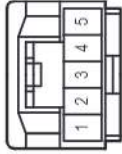
90980-12767

G304
White



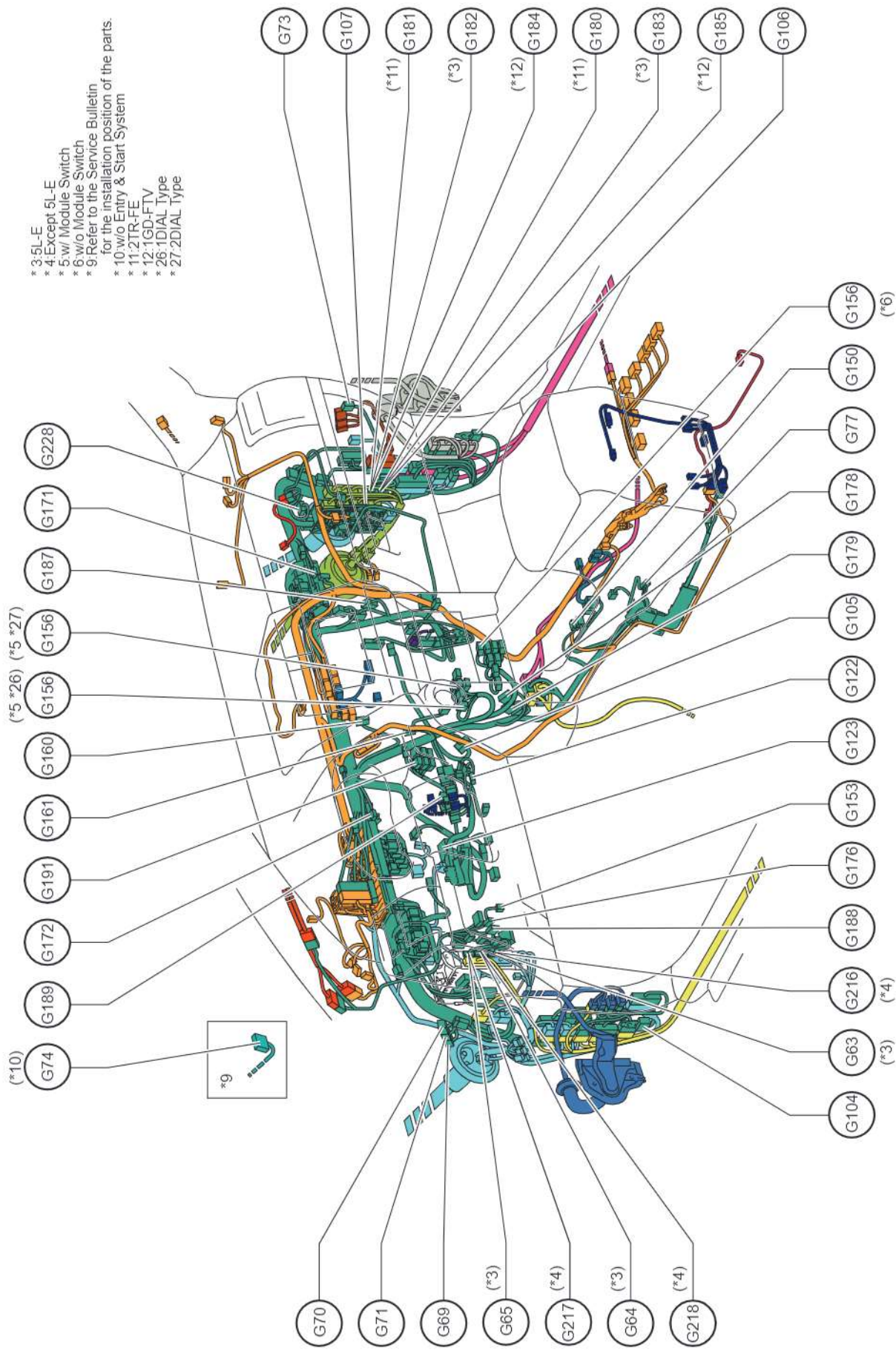
90980-12557

G305
Black



90980-11909

Position of Parts in Instrument Panel (LHD Front Separate Seat) (From Aug. 2017 Production)

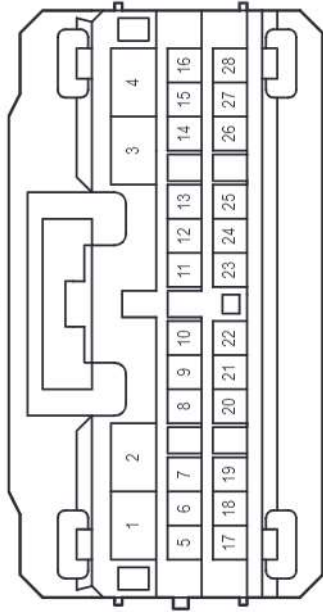


Position of Parts in Instrument Panel (LHD Front Separate Seat) (From Aug. 2017 Production)

G 63	Main Body ECU
G 64	Main Body ECU
G 65	Main Body ECU
G 69	Transmission Control ECU Assembly
G 70	Transmission Control ECU Assembly
G 71	Transmission Control ECU Assembly
G 73	Airbag Cut Off Switch Cylinder Sub-Assembly
G 74	Transponder Key ECU Assembly
G 77	Parking Brake Switch Assembly
G104	Junction Connector
G105	Junction Connector
G106	Junction Connector
G107	Junction Connector
G122	Power Tilt Motor
G123	Stabilizer Control ECU
G150	Shift Lock Control ECU Sub-Assembly
G153	Tire Pressure Warning Reset Switch
G228	Clearance Warning ECU Assembly
G156	Combination Switch Assembly
G160	Clearance Warning Indicator Assembly
G161	No. 1 Clearance Warning Buzzer
G171	Diode (Shift Position No. 1)
G172	Diode (Shift Position No. 2)
G176	Idle Up Switch
G178	Quick Heater Assembly
G179	Quick Heater Assembly
G180	ECM
G181	ECM
G182	ECM
G183	ECM
G184	ECM
G185	ECM
G187	Telematics Transceiver
G188	Room Light Switch Assembly
G189	Transponder Key Coil
G191	DPF Switch Assembly
G216	Main Body ECU
G217	Main Body ECU

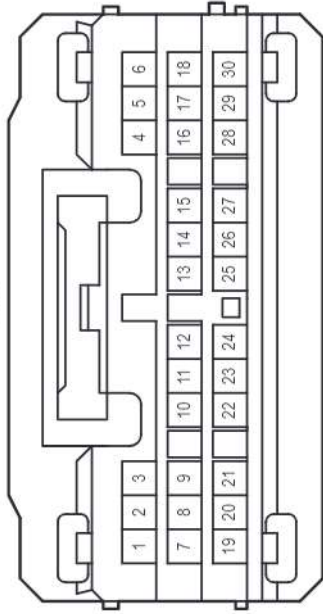
Position of Parts in Instrument Panel (LHD Front Separate Seat) (From Aug. 2017 Production)

G63
White



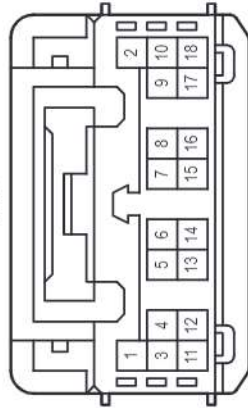
90980-12793

G64
White



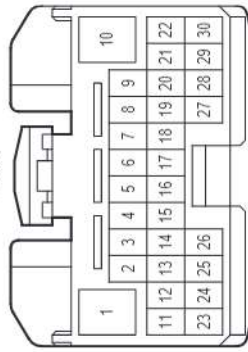
90980-12753

G65
White



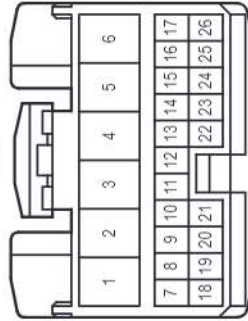
90980-12750

G69
White



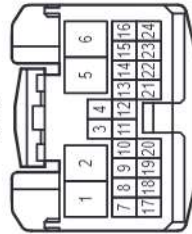
90980-12562

G70
White



90980-12561

G71
White



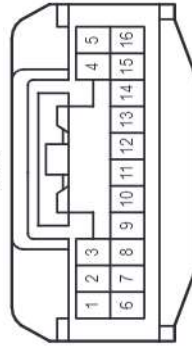
90980-12560

G73
White



90980-12063

G74
Black



90980-12423

G77
White



90980-10871

G104

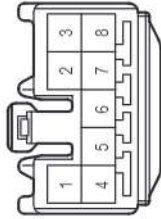
White (Before Aug. 2017 Production) / Gray (From Aug. 2017 Production)

G105
White

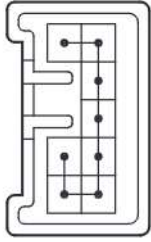
Position of Parts in Instrument Panel (LHD Front Separate Seat) (From Aug. 2017 Production)

G106

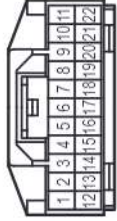
White (Before Aug. 2017 Production) / Gray (From Aug. 2017 Production)



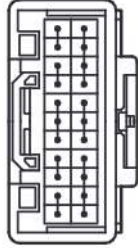
90980-11686



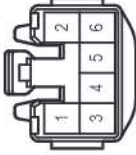
G107
Blue



90980-11915

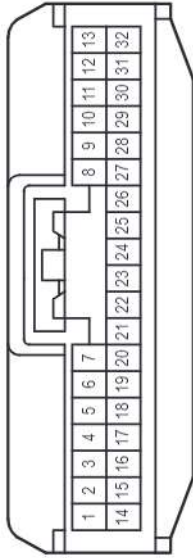


G122
White



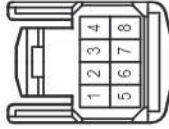
90980-10797

G123
White



90980-12422

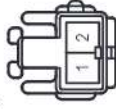
G150
White



90980-12551

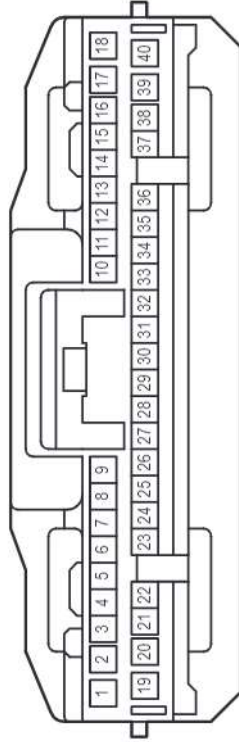
G153

White (Before Aug. 2017 Production) / Black (From Aug. 2017 Production)



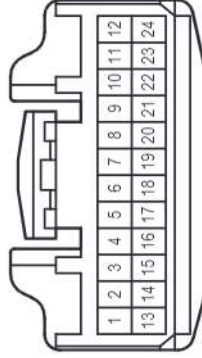
90980-10906

G228
Black



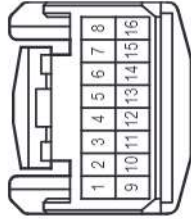
90980-12924

G156
Black



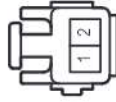
90980-12554

G160
Black



90980-12553

G161
Black



90980-10825

G171
Gray



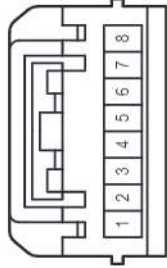
90980-11608

G172
Gray



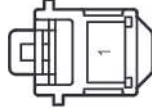
90980-11608

G176
Black



90980-12550

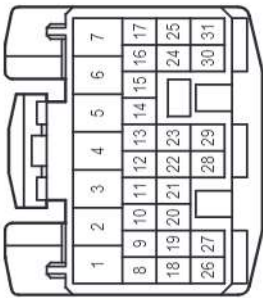
G178
Gray



90980-10995

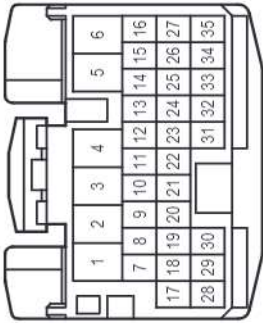
Position of Parts in Instrument Panel (LHD Front Separate Seat) (From Aug. 2017 Production)

G183
White



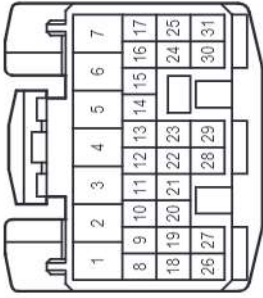
90980-12525

G184
White



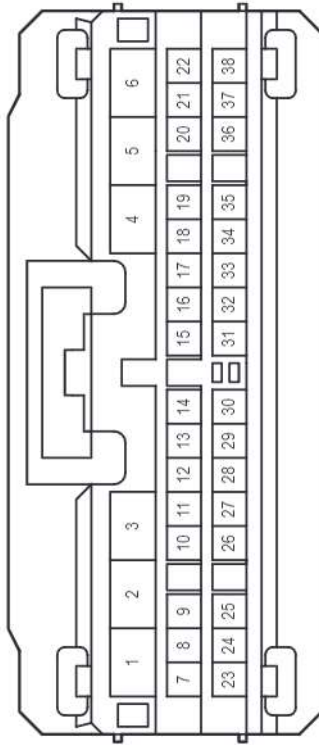
90980-12529

G185
White



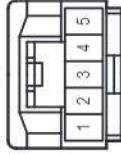
90980-12525

G187
White



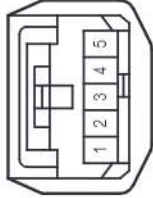
90980-12817

G188
White



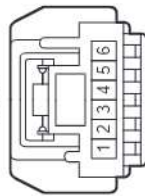
90980-11909

G189
Black



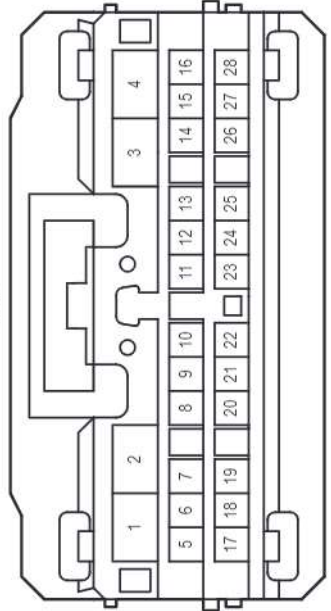
90980-12954

G191
White



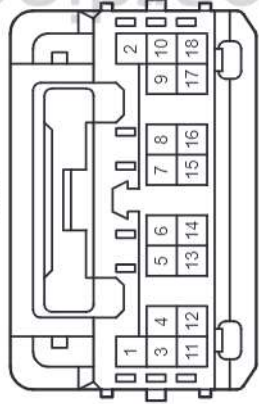
90980-12C70

G216
White



90980-12908

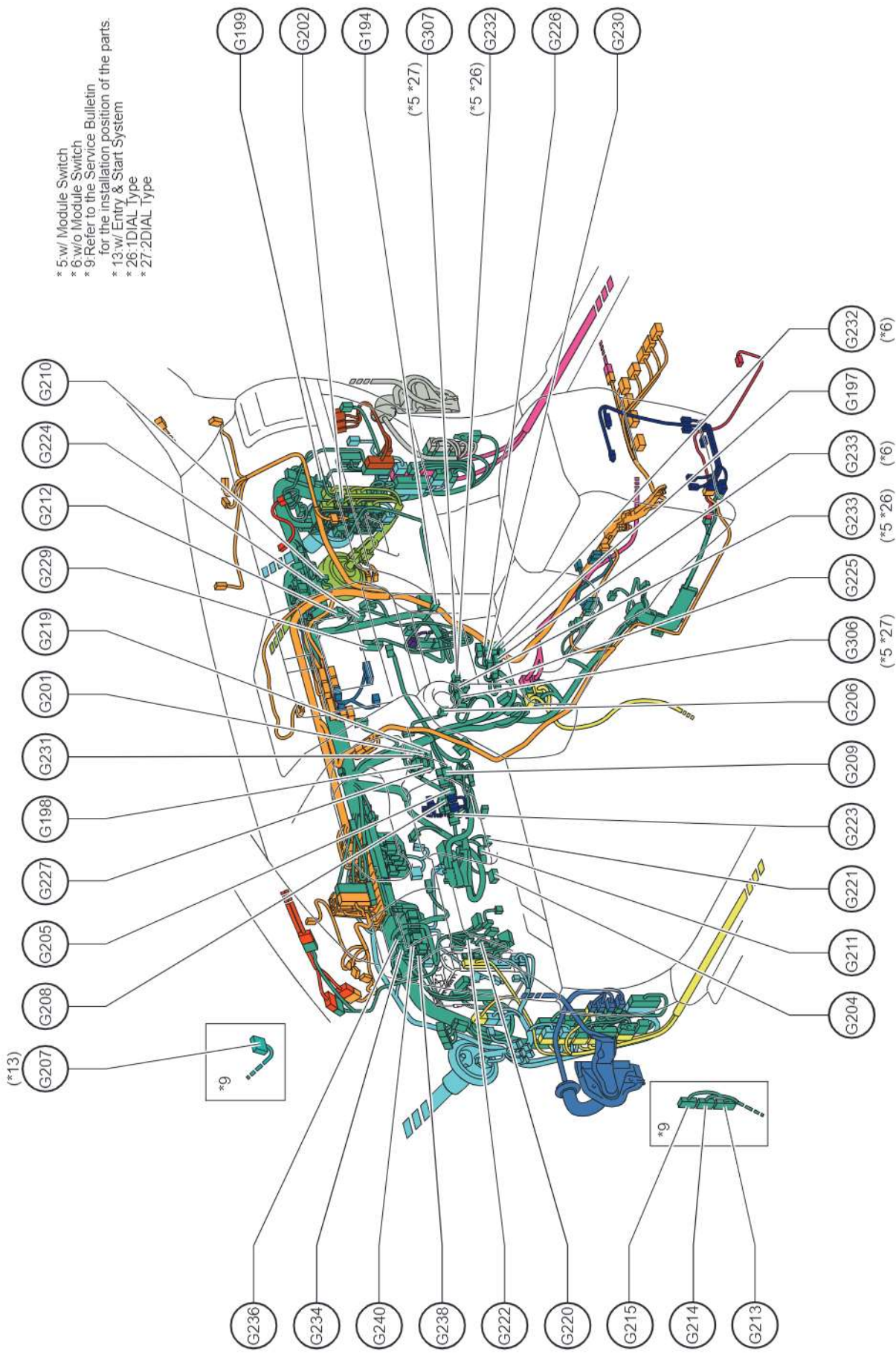
G217
White



82824-33350

cardiagn.com

Position of Parts in Instrument Panel (LHD Front Separate Seat) (From Aug. 2017 Production)

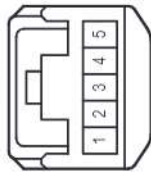


Position of Parts in Instrument Panel (LHD Front Separate Seat) (From Aug. 2017 Production)

G194	Telltale Light Assembly
G197	Refreshing Seat Switch
G198	Back Sonar or Clearance Sonar Switch Assembly
G199	Option Connector
G201	Heater Switch Assembly
G202	Glove Box Light
G204	Interior Foot Light LH
G205	Steering Sensor
G206	Engine Switch
G207	ID Code Box
G208	Spiral Cable Sub-Assembly
G209	Spiral Cable Sub-Assembly
G210	Windshield Wiper Relay Assembly
G211	Multiplex Tilt & Telescopic ECU
G212	Double Lock Door Control Relay Assembly
G213	Certification ECU Assembly
G214	Certification ECU Assembly
G215	Certification ECU Assembly
G219	Outer Mirror Heater Switch Assembly
G220	Headlight Cleaner Switch Assembly
G221	Power Telescopic Motor
G222	Auto High Beam Switch
G223	Tilt and Telescopic Switch
G224	Driving Support ECU Assembly
G225	Pattern Select Switch Assembly (Second Start Switch)
G226	VSC Off Switch
G227	Steering Heater Switch
G229	Network Gateway ECU
G230	Center Differential Lock Switch
G231	Pattern Select Switch Assembly (View Select Switch)
G232	Downhill Assist Control Switch
G233	Differential Lock Switch
G234	Junction Connector
G236	Junction Connector
G238	Junction Connector
G240	Junction Connector
G306	Combination Switch Assembly
G307	Combination Switch Assembly

Position of Parts in Instrument Panel (LHD Front Separate Seat) (From Aug. 2017 Production)

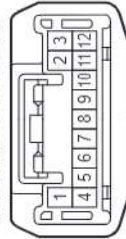
G194
White



90980-12366

G197

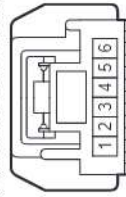
Black (Before Aug. 2017 Production) / White (From Aug. 2017 Production)



90980-12C26

G198

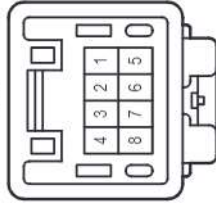
Black (Before Aug. 2017 Production) / Gray (From Aug. 2017 Production)



90980-12C74

G199

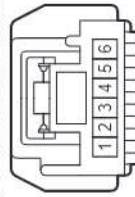
White



90980-12734

G201

Black (Before Aug. 2017 Production) / Gray (From Aug. 2017 Production)



90980-12C76

G202

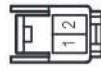
Black



90980-11918

G204

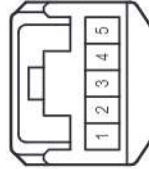
Black



90980-11918

G205

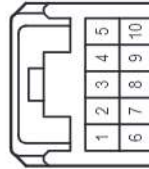
Black



90980-12366

G206

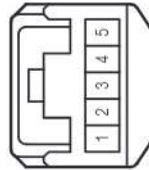
Black



90980-12368

G207

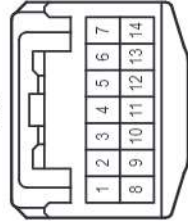
White



90980-12366

G208

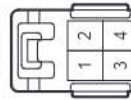
Black



90980-12370

G209

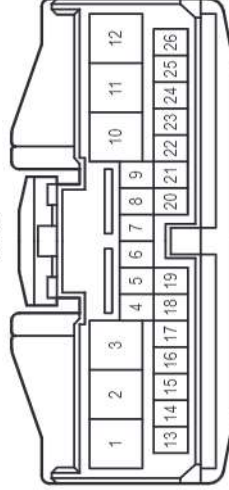
Black



90980-12A94

G210

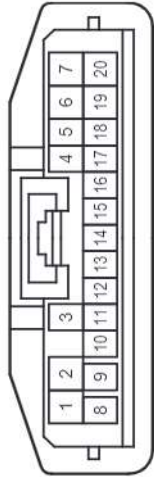
White



90980-12444

G211

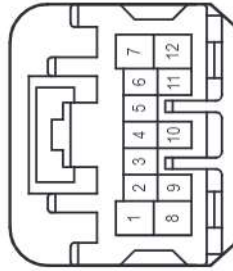
Black



90980-12976

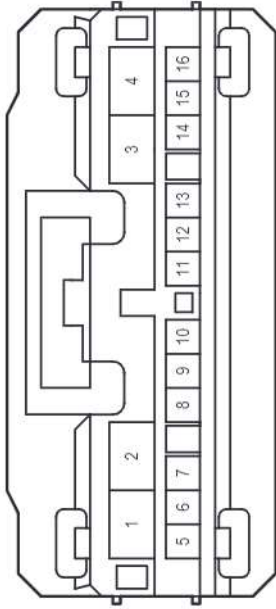
G212

White



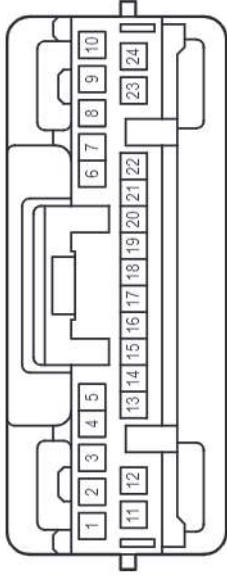
Position of Parts in Instrument Panel (LHD Front Separate Seat) (From Aug. 2017 Production)

G213
White



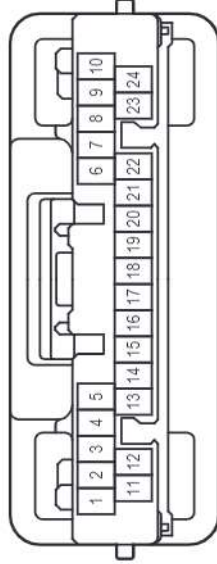
90980-12763

G214
Black



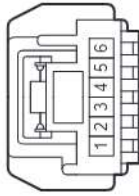
90980-12912

G215
Black



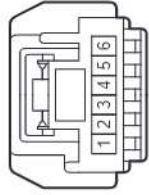
90980-12A42

G219
Blue (Before Aug. 2017 Production) /
Black (From Aug. 2017 Production)



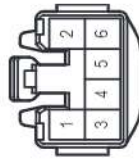
90980-12C71

G220
Blue



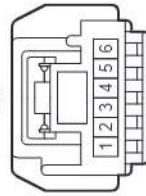
90980-12C69

G221
Black



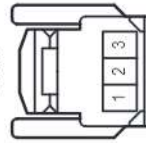
90980-10797

G222
Blue



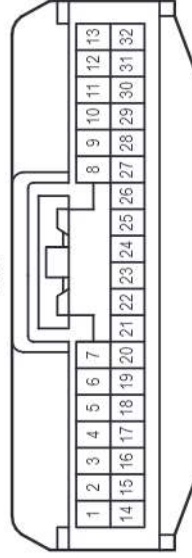
90980-12C76

G223
Black



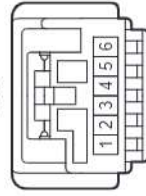
90980-12695

G224
White



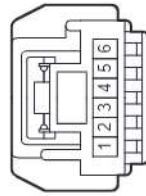
90980-12422

G225
Blue



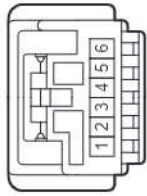
90980-12C73

G226
Blue



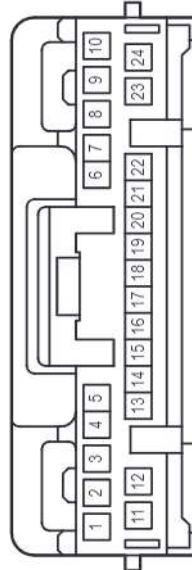
90980-12C74

G227
Blue (Before Aug. 2017 Production) /
Black (From Aug. 2017 Production)



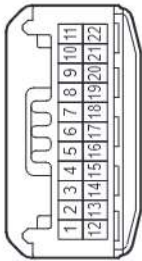
90980-12C73

G229
Black

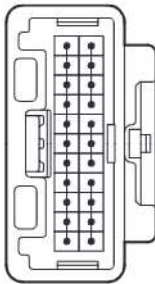


Position of Parts in Instrument Panel (LHD Front Separate Seat) (From Aug. 2017 Production)

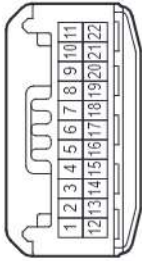
G234
Blue



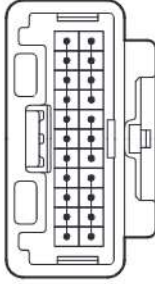
90980-12B54



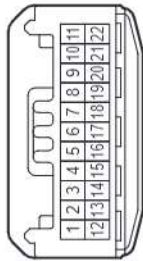
G236
White



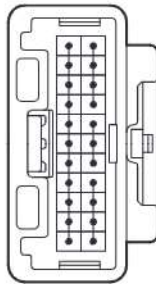
90980-12B54



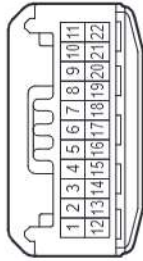
G238
Blue



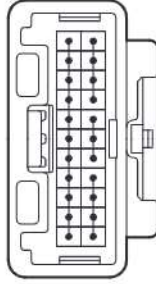
90980-12B54



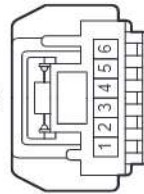
G240
White



90980-12B54



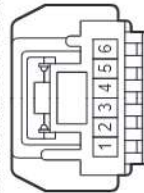
G306
Blue



90980-12C70

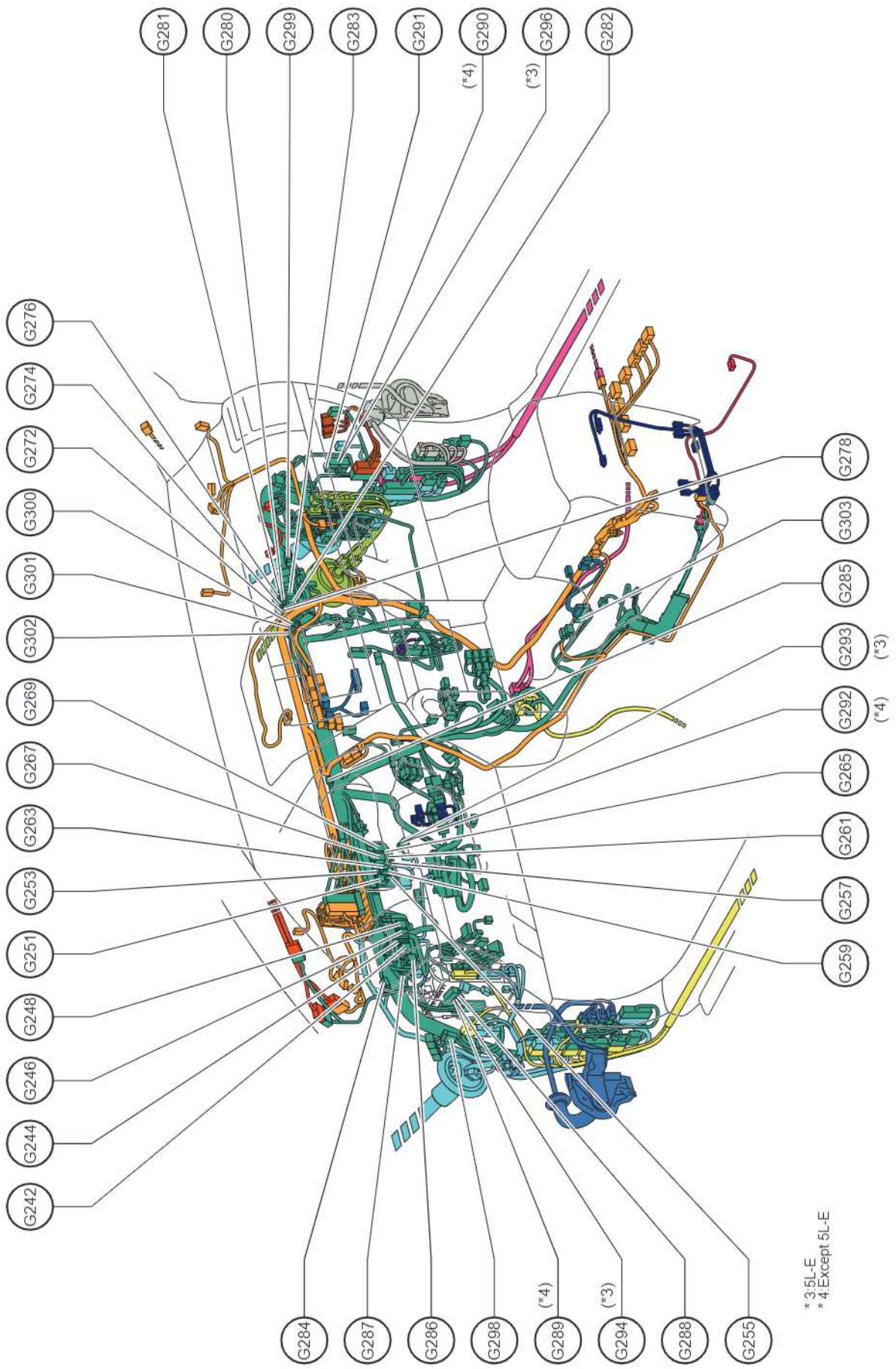
G307

Blue (Before Aug. 2017 Production) /
White (From Aug. 2017 Production)



90980-12C75

Position of Parts in Instrument Panel (LHD Front Separate Seat) (From Aug. 2017 Production)



* 3:5L-E
* 4:Except 5L-E

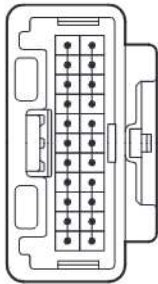
Position of Parts in Instrument Panel (LHD Front Separate Seat) (From Aug. 2017 Production)

G242	Junction Connector
G244	Junction Connector
G246	Junction Connector
G248	Junction Connector
G251	Junction Connector
G253	Junction Connector
G255	Junction Connector
G257	Junction Connector
G259	Junction Connector
G261	Junction Connector
G263	Junction Connector
G265	Junction Connector
G267	Junction Connector
G269	Junction Connector
G272	Junction Connector
G274	Junction Connector
G276	Junction Connector
G278	Junction Connector
G280	Junction Connector
G281	Junction Connector
G282	Junction Connector
G283	Junction Connector
G284	Junction Connector
G285	Junction Connector
G286	Junction Connector
G287	Junction Connector
G288	Junction Connector
G289	Junction Connector
G290	Junction Connector
G291	Junction Connector
G292	Junction Connector
G293	Junction Connector
G294	Junction Connector
G296	Junction Connector
G298	Junction Terminal
G299	Junction Terminal
G300	Junction Terminal
G301	Short Connector

cardiagn.com

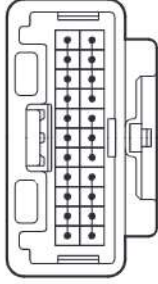
Position of Parts in Instrument Panel (LHD Front Separate Seat) (From Aug. 2017 Production)

G242
Blue



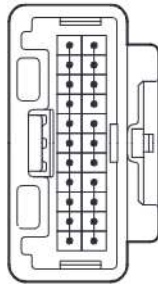
90980-12B54

G244
White



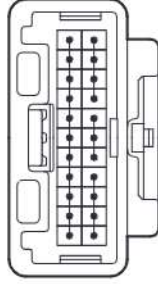
90980-12B54

G246
Blue



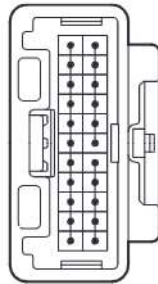
90980-12B54

G248
White



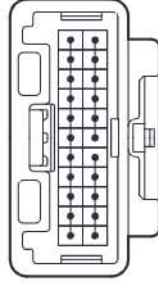
90980-12B54

G251
Blue



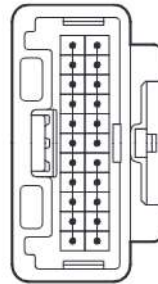
90980-12B54

G253
White



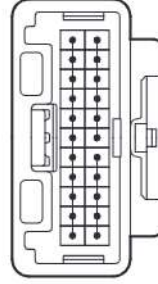
90980-12B54

G255
Blue



90980-12B54

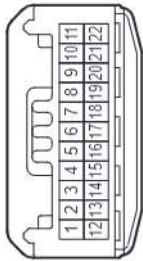
G257
White



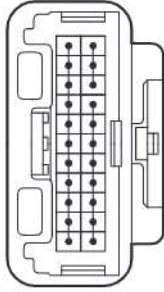
90980-12B54

Position of Parts in Instrument Panel (LHD Front Separate Seat) (From Aug. 2017 Production)

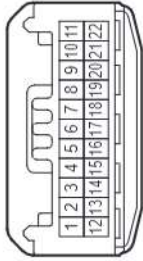
G263
Blue



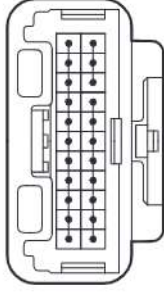
90980-12B54



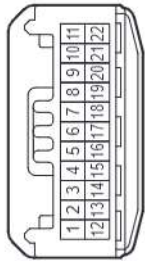
G265
White



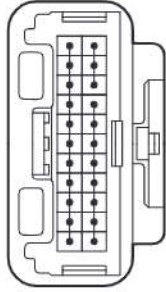
90980-12B54



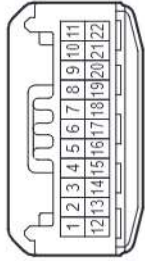
G267
Blue



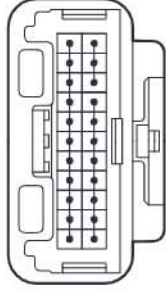
90980-12B54



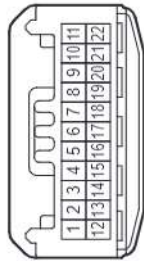
G269
White



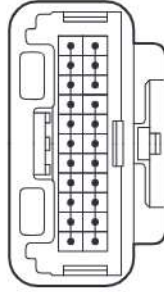
90980-12B54



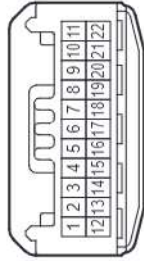
G272
Gray



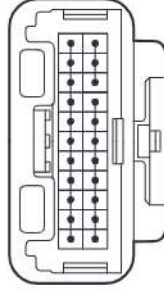
90980-12B54



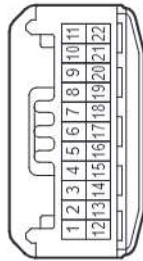
G274
Blue



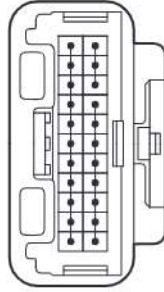
90980-12B54



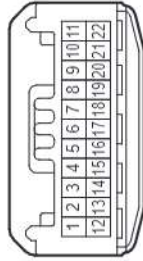
G276
White



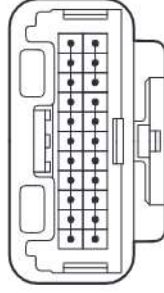
90980-12B54



G278
Gray



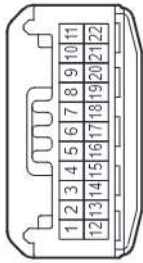
90980-12B54



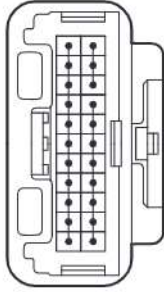
cardiagn.com

Position of Parts in Instrument Panel (LHD Front Separate Seat) (From Aug. 2017 Production)

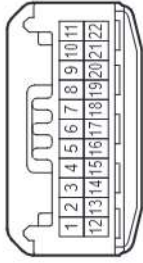
G282
Gray



90980-12B54

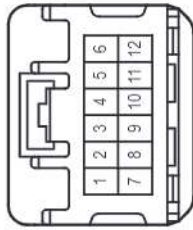


G283
Blue



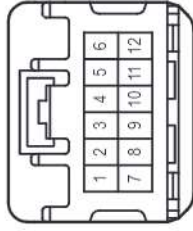
90980-12B54

G284
Blue



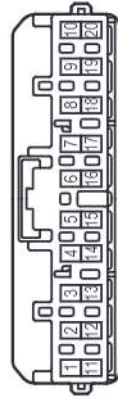
90980-12737

G285
Black

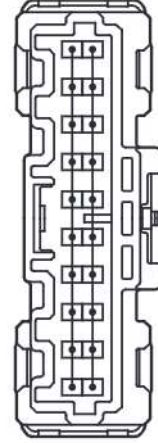


90980-12737

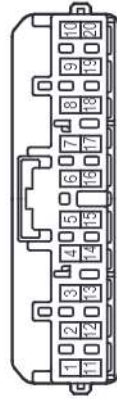
G286
White



90980-12A58

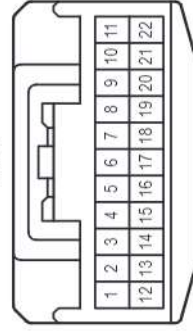


G287
White



90980-12A58

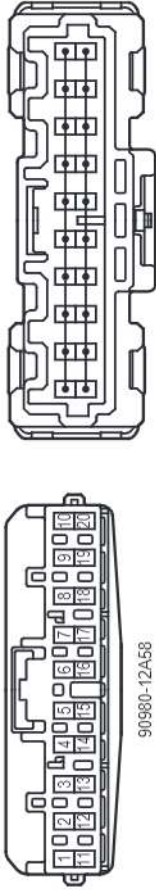
G288
White



90980-12372

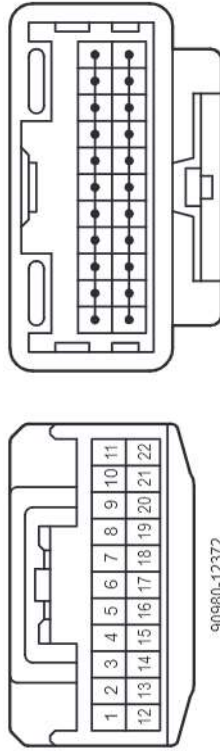
Position of Parts in Instrument Panel (LHD Front Separate Seat) (From Aug. 2017 Production)

G291
White



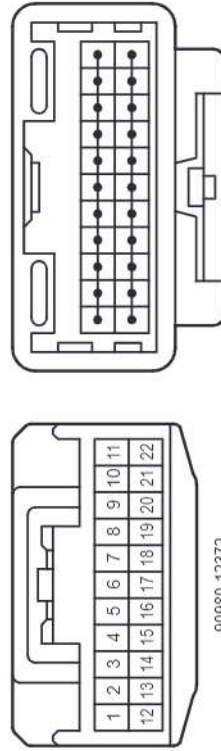
90980-12A58

G292
Gray



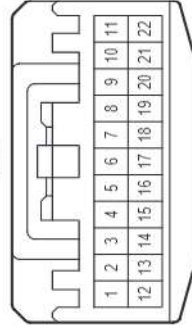
90980-12372

G293
Gray



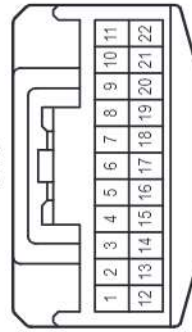
90980-12372

G294
White



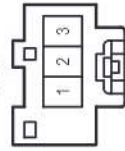
82824-30420

G296
White



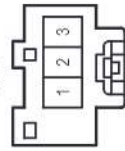
90980-12372

G298
White



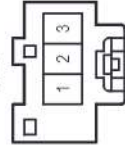
82824-30470

G299
White



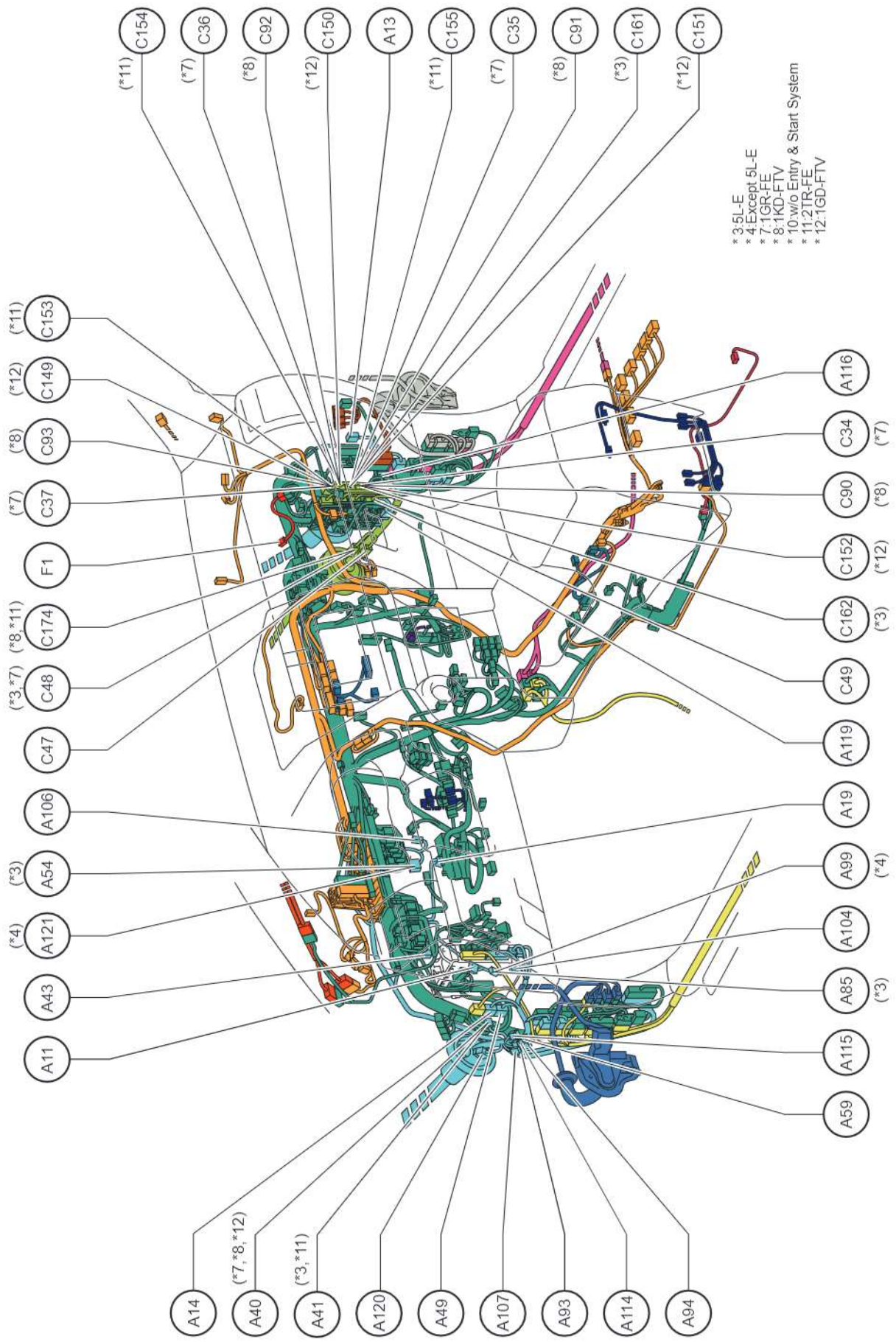
82824-30470

G300
White



82824-30470

Position of Parts in Instrument Panel (LHD Front Separate Seat) (From Aug. 2017 Production)

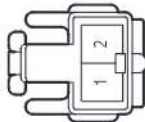


Position of Parts in Instrument Panel (LHD Front Separate Seat) (From Aug. 2017 Production)

- A 11 Brake Pedal Load Sensing Switch
- A 13 Front Acceleration Sensor Assembly
- A 14 Suspension Control ECU
- A 19 Acceleration Sensor
- A 40 Clutch Start Switch Assembly
- A 41 Clutch Start Switch Assembly
- A 43 Clutch Switch Assembly
- A 49 Suspension Control ECU
- A 54 Stop Light Control Relay Assembly
- A 59 Diode (Stop Light)
- A 85 Stop Light Switch Assembly
- A 93 Diode (Clearance Light RH)
- A 94 Diode (Clearance Light LH)
- A 99 Stop Light Switch Assembly
- A104 Door Control Battery
- A106 Skid Control Buzzer Assembly
- A107 Diode (Towing)
- A114 Junction Connector
- A115 Junction Connector
- A116 Junction Connector
- A119 Junction Connector
- A120 Junction Connector
- A121 Junction Connector
- C 34 ECM
- C 35 ECM
- C 36 ECM
- C 37 ECM
- C 47 Junction Connector
- C 48 Junction Connector
- C 49 Junction Connector
- C 90 ECM
- C 91 ECM
- C 92 ECM
- C 93 ECM
- C149 ECM
- C150 ECM
- C151 ECM
- C152 ECM

Position of Parts in Instrument Panel (LHD Front Separate Seat) (From Aug. 2017 Production)

A11
Blue



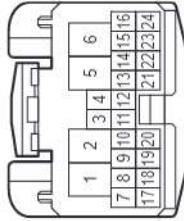
90980-10860

A13
Gray



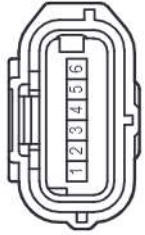
90980-10845

A14
Black



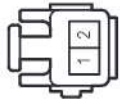
82824-50300

A19
Black



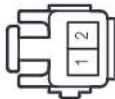
90980-12303

A40
Black



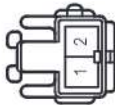
90980-10825

A41
White



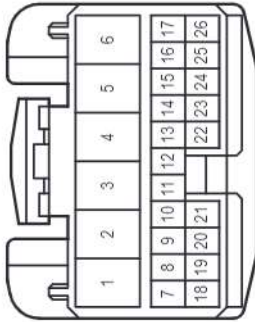
90980-10825

A43
White



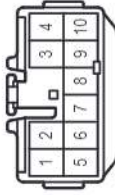
90980-10906

A49
Black



82824-50310

A54
Black



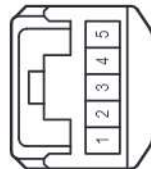
90980-10997

A59
Black



90980-10962

A85
White



90980-12366

A93
Gray



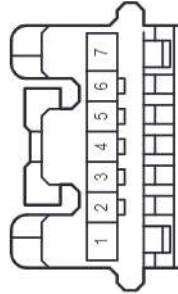
90980-11608

A94
Gray



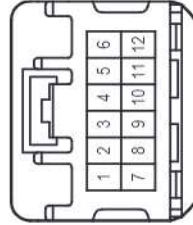
90980-11608

A99
Black



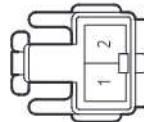
90980-12092

A104
Gray



90980-12737

A106
Blue



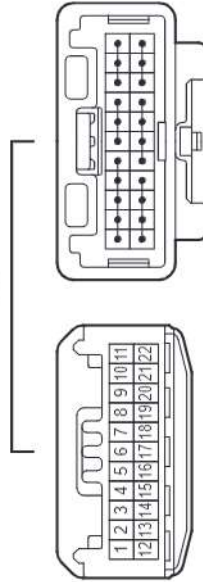
90980-10860

A107
Black



90980-10962

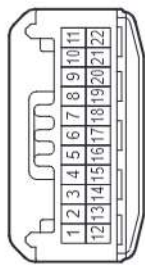
A114
Blue



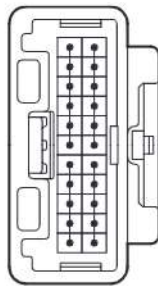
90980-12554

Position of Parts in Instrument Panel (LHD Front Separate Seat) (From Aug. 2017 Production)

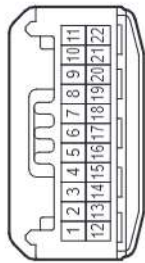
A119
Black



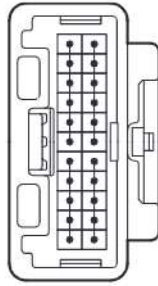
90980-12B54



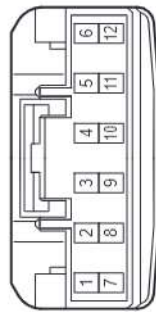
A120
Black



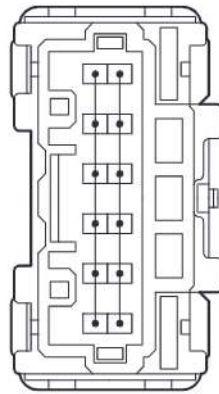
90980-12B54



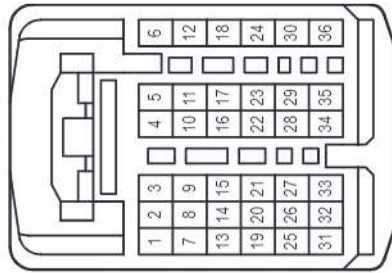
A121
White



90980-12C68

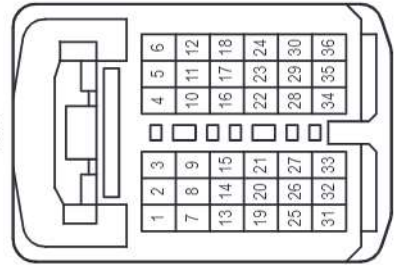


C34
White



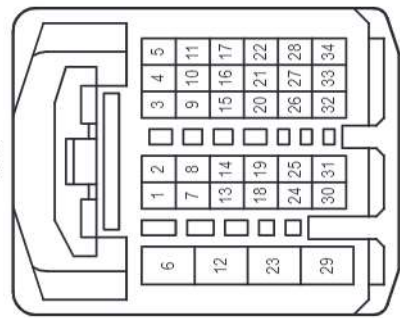
82824-26130

C35
White



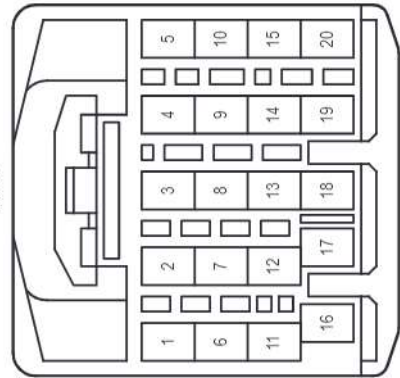
82824-26140

C36
White



82824-26150

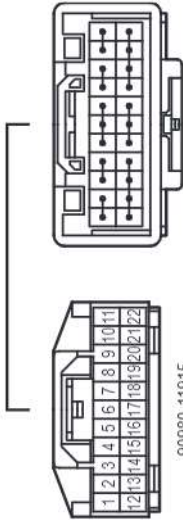
C37
White



82824-26160

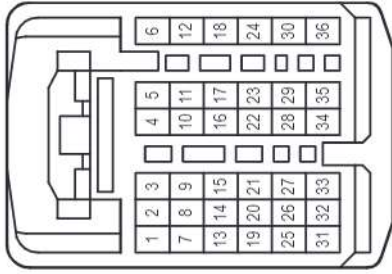
Position of Parts in Instrument Panel (LHD Front Separate Seat) (From Aug. 2017 Production)

C49
Blue



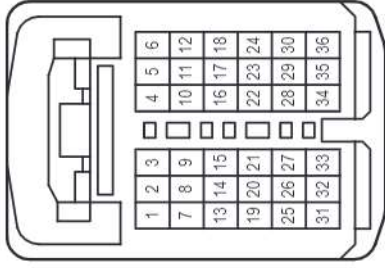
90980-11915

C90
White



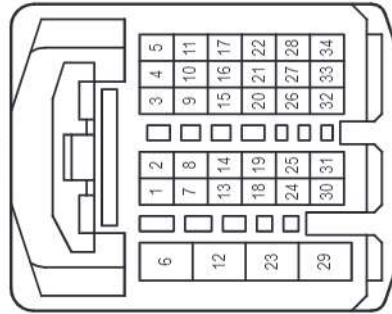
82824-26130

C91
White



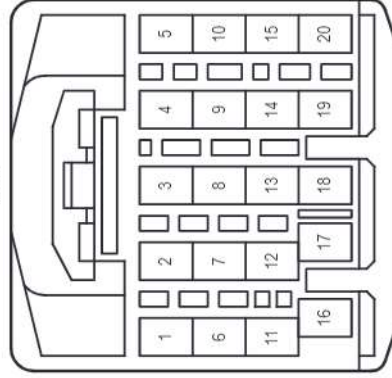
82824-26140

C92
White



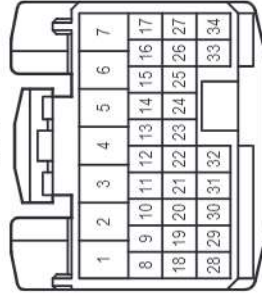
82824-26150

C93
White



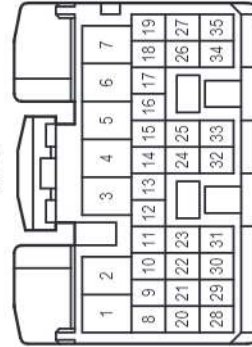
82824-26160

C149
White

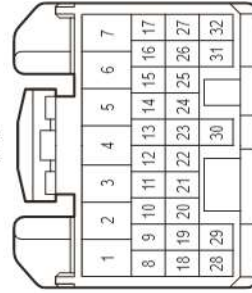


90980-12527

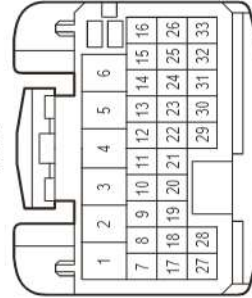
C150
White



C151
White

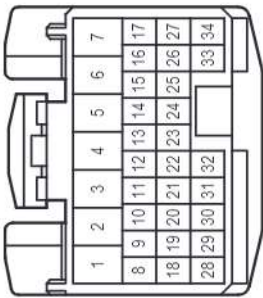


C152
White



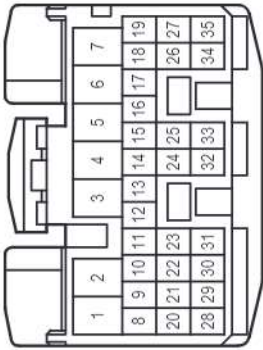
Position of Parts in Instrument Panel (LHD Front Separate Seat) (From Aug. 2017 Production)

C153
White



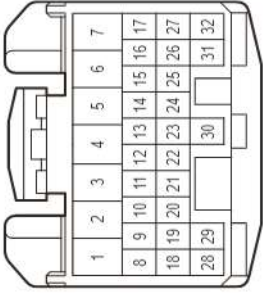
90980-12527

C154
White



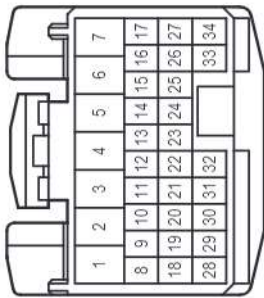
90980-12528

C155
White



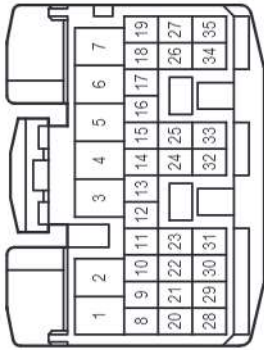
90980-12526

C161
White



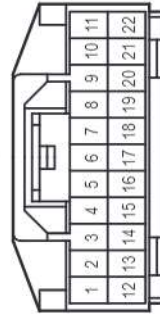
90980-12527

C162
White



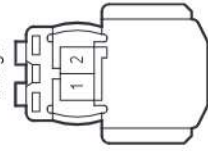
90980-12528

C174
Gray



90980-11915

F1
Orange

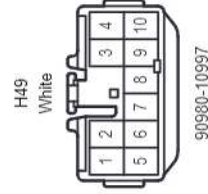
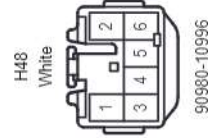
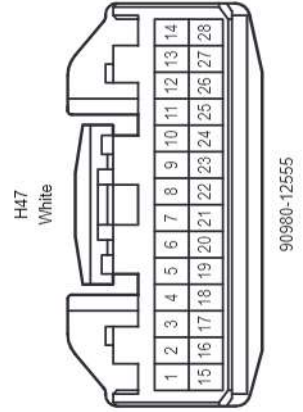
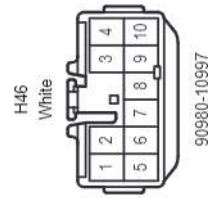
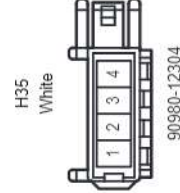
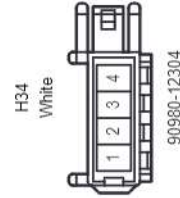
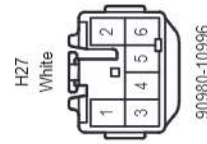
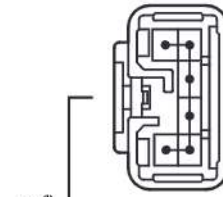
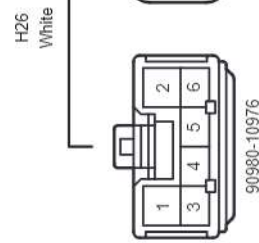
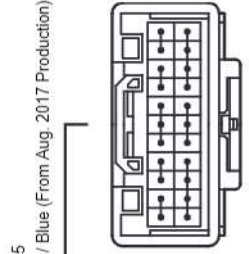
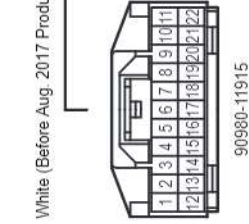
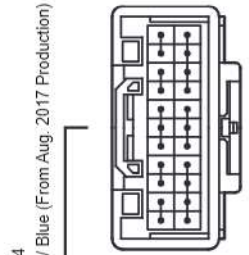
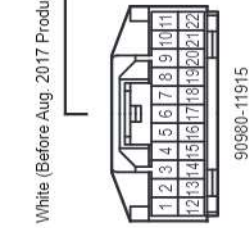
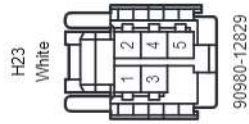
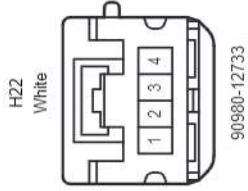
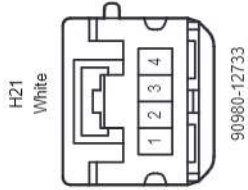
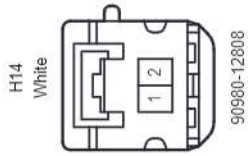
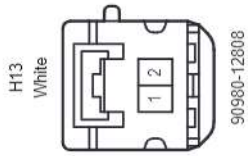
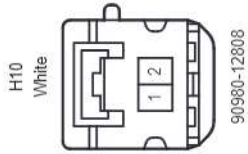


90980-12576

Position of Parts in Instrument Panel (LHD Front Separate Seat) (From Aug. 2017 Production)

H 10	Front No. 1 Speaker Assembly RH
H 13	Front No. 1 Speaker Assembly LH
H 14	Front No. 4 Speaker Assembly
H 21	Front No. 3 Speaker Assembly RH
H 22	Front No. 3 Speaker Assembly LH
H 23	Theft Warning Indicator Light Assembly
H 24	Junction Connector
H 25	Junction Connector
H 26	Junction Connector
H 27	Radio Receiver Assembly
H 34	Front No. 2 Speaker Assembly RH
H 35	Front No. 2 Speaker Assembly LH
H 46	Radio Receiver Assembly
H 47	Radio Receiver Assembly
H 48	Radio & Display Receiver Assembly
H 49	Radio & Display Receiver Assembly
H 50	Radio & Display Receiver Assembly
H 51	Radio & Display Receiver Assembly
H 52	Radio & Display Receiver Assembly
H 53	Navigation Receiver Assembly
H 54	Navigation Receiver Assembly
H 55	Navigation Receiver Assembly
H 56	Navigation Receiver Assembly
H 57	Navigation Receiver Assembly
H 58	Navigation Receiver Assembly
H 63	Stereo Component Amplifier Assembly
H 64	Stereo Component Amplifier Assembly
H 65	Stereo Component Amplifier Assembly
H 66	Stereo Component Amplifier Assembly
H 67	Stereo Component Amplifier Assembly
H 69	Radio & Display Receiver Assembly
H 72	Radio Receiver Assembly
H 81	Antenna Cord Sub-Assembly
H 82	Telematics Transceiver
H 83	Telematics Transceiver
H 84	Automatic Light Control Sensor
H 85	No. 1 Stereo Jack Adapter Assembly

Position of Parts in Instrument Panel (LHD Front Separate Seat) (From Aug. 2017 Production)



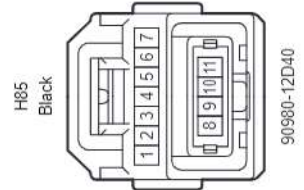
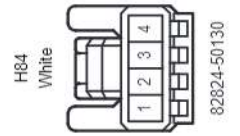
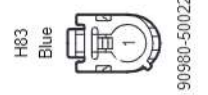
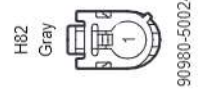
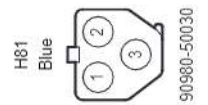
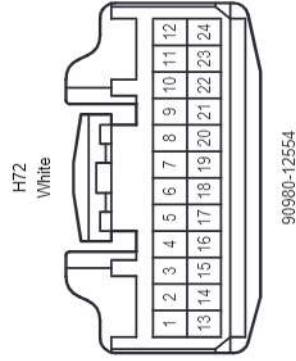
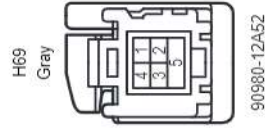
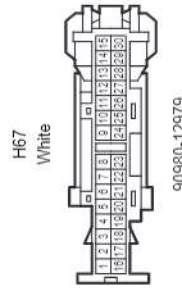
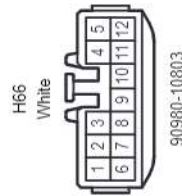
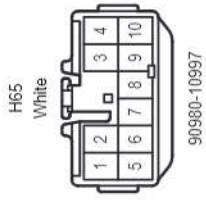
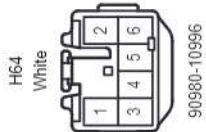
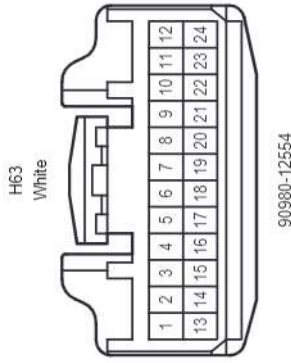
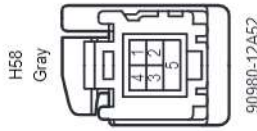
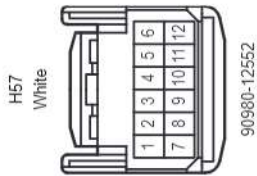
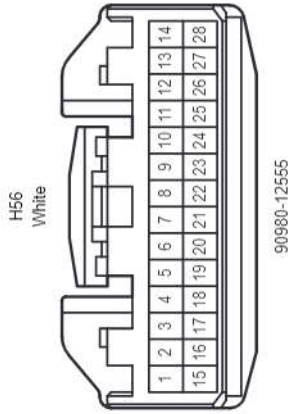
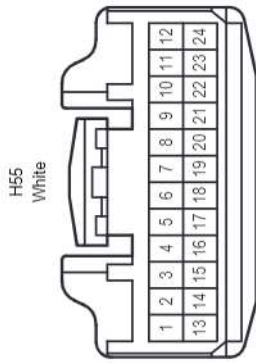
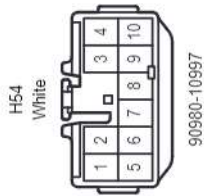
H50
White

H51
White

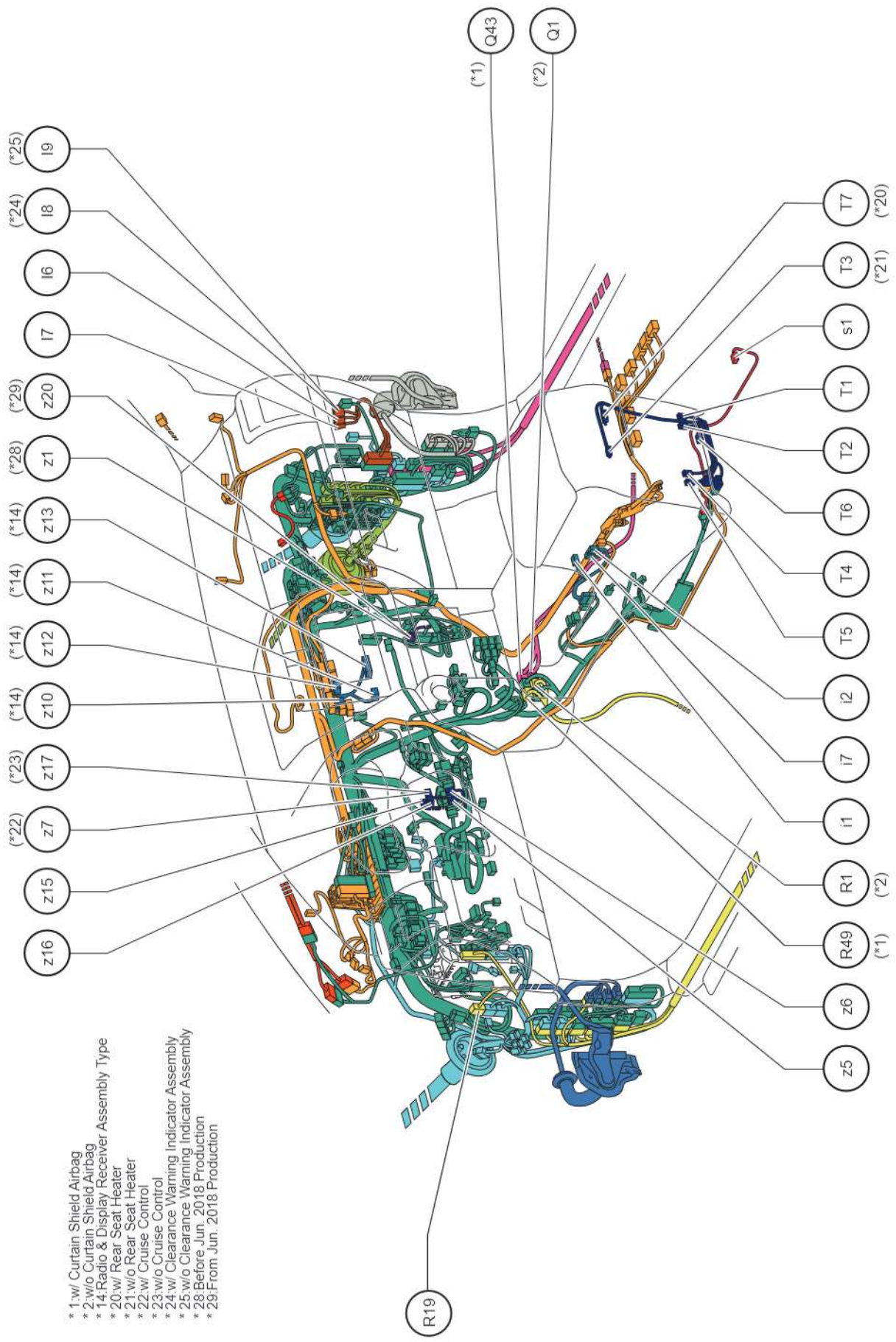
H52
White

H53
White

Position of Parts in Instrument Panel (LHD Front Separate Seat) (From Aug. 2017 Production)



Position of Parts in Instrument Panel (LHD Front Separate Seat) (From Aug. 2017 Production)

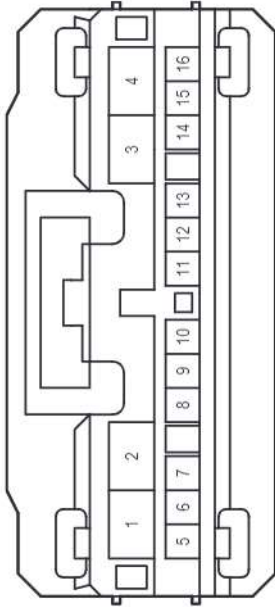


- * 1: w/ Curtain Shield Airbag
- * 2: w/o Curtain Shield Airbag
- * 14: Radio & Display Receiver Assembly Type
- * 20: w/ Rear Seat Heater
- * 21: w/o Rear Seat Heater
- * 22: w/ Cruise Control
- * 23: w/o Cruise Control
- * 24: w/ Clearance Warning Indicator Assembly
- * 25: w/o Clearance Warning Indicator Assembly
- * 28: Before Jun. 2018 Production
- * 29: From Jun. 2018 Production

I	6	Parking Assist ECU
I	7	Parking Assist ECU
I	8	Clearance Warning ECU Assembly
I	9	Clearance Warning ECU Assembly
Q	1	Airbag Sensor Assembly
Q	43	Airbag Sensor Assembly
R	1	Airbag Sensor Assembly
R	19	Suspension Control ECU
R	49	Airbag Sensor Assembly
T	1	Video Adapter Terminal
T	2	Headphone Terminal RH
T	3	A/C Control Assembly
T	4	Headphone Terminal LH
T	5	Power Outlet Socket Assembly
T	6	Cooling Box Assembly
T	7	A/C Control Assembly
i	1	No. 1 Indoor Electrical Key Antenna Assembly
i	2	Power Point Socket Assembly
i	7	Refreshing Seat Switch
s	1	No. 2 Indoor Electrical Key Antenna Assembly
z	1	A/C Amplifier Assembly , A/C Blower Assembly
z	5	Driver Side Squib Circuit , Spiral Cable Sub-Assembly
z	6	Driver Side Squib 2nd Step Circuit , Spiral Cable Sub-Assembly
z	7	Cruise Control Main Switch , Spiral Cable Sub-Assembly , Steering Pad Switch Assembly
z	10	Radio & Display Receiver Assembly
z	11	Navigation ECU Assembly
z	12	Radio & Display Receiver Assembly
z	13	Navigation ECU Assembly
z	15	Steering Wheel Heater Control Assembly , Spiral Cable Sub-Assembly
z	16	Spiral Cable Sub-Assembly , Steering Pad Switch Assembly
z	17	Horn Button Wire Sub-Assembly , Spiral Cable Sub-Assembly
z	20	A/C Amplifier Assembly , A/C Blower Assembly

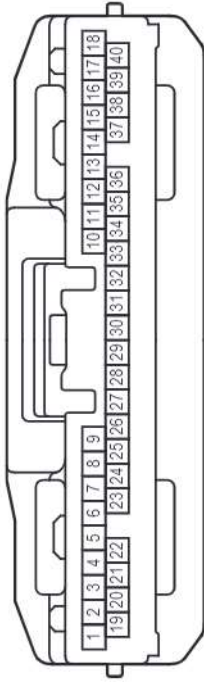
Position of Parts in Instrument Panel (LHD Front Separate Seat) (From Aug. 2017 Production)

I6
White



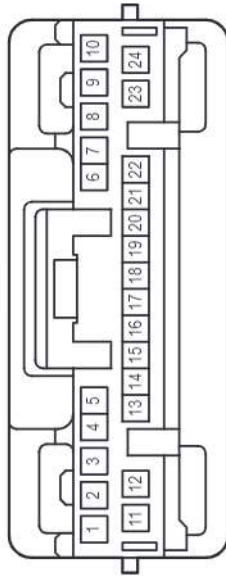
90980-12763

I7
Black



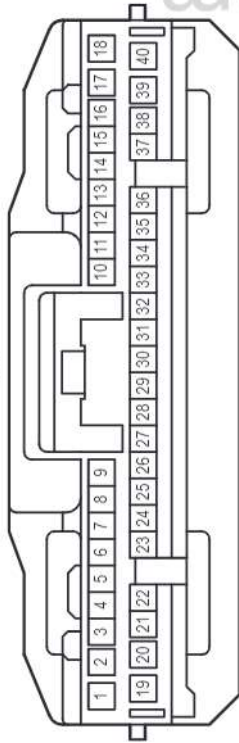
82824-30450

I8
Black



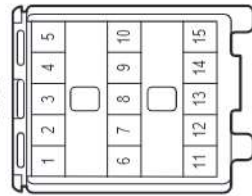
90980-12912

I9
Black



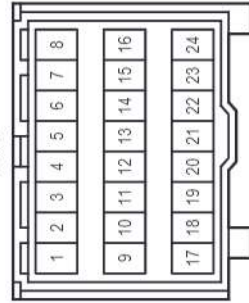
90980-12924

Q1
Yellow



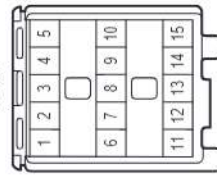
90980-12450

Q43
Yellow



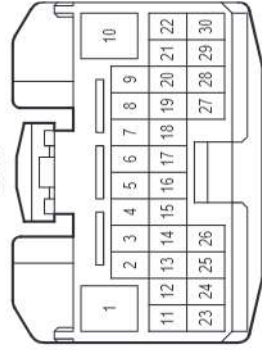
90980-12390

R1
Yellow



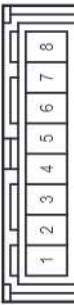
90980-12449

R19
Black



90980-12562

R49
Yellow



T1
White



T2
White



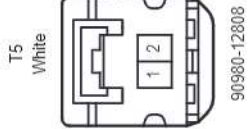
T3
Black



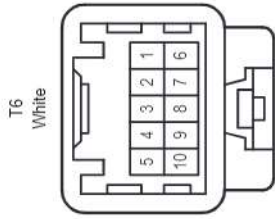
T4
White



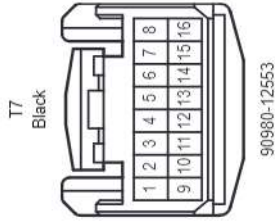
Position of Parts in Instrument Panel (LHD Front Separate Seat) (From Aug. 2017 Production)



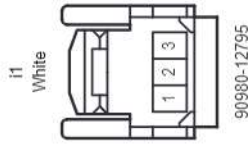
T5
White
90980-12808



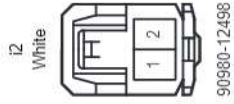
T6
White
90980-12367



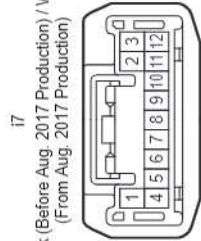
T7
Black
90980-12553



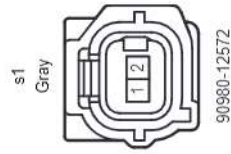
i1
White
90980-12795



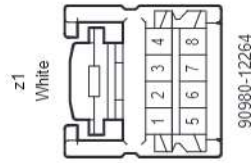
i2
White
90980-12498



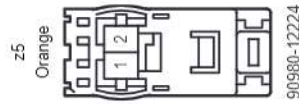
i7
Black (Before Aug. 2017 Production) / White
(From Aug. 2017 Production)
90980-12C26



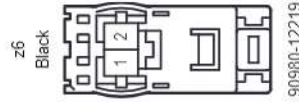
s1
Gray
90980-12572



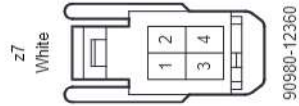
z1
White
90980-12264



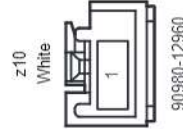
z5
Orange
90980-12224



z6
Black
90980-12219



z7
White
90980-12360



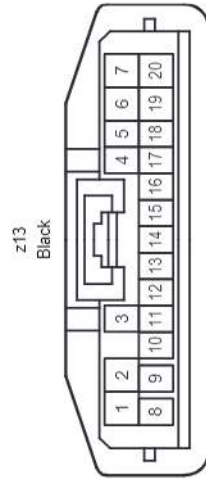
z10
White
90980-12960



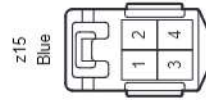
z11
White
90980-12960



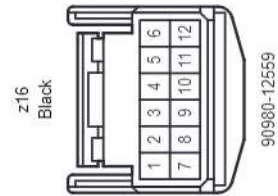
z12
White
90980-12221



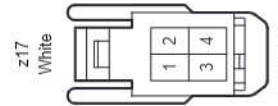
z13
Black
90980-12976



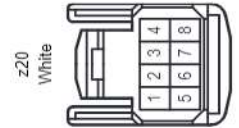
z15
Blue
90980-12A94



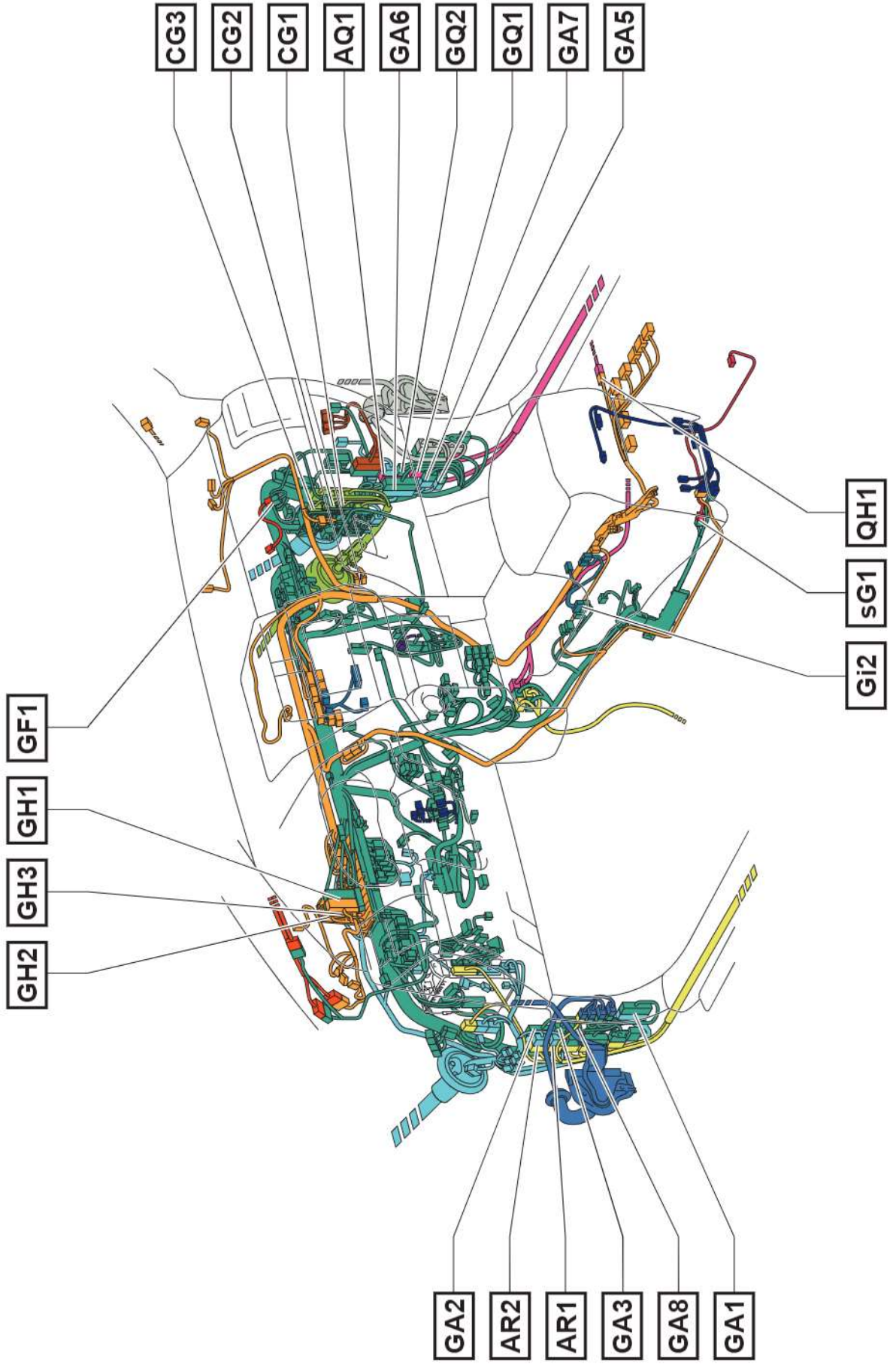
z16
Black
90980-12559



z17
White
90980-12360

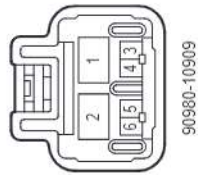
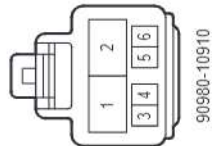


z20
White
90980-12551

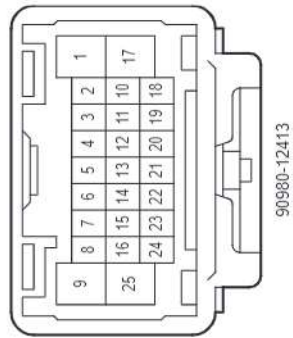
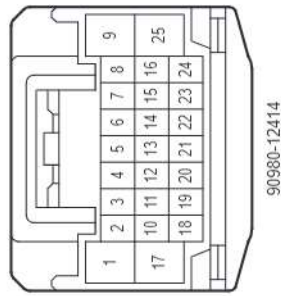


Wire and Wire in Instrument Panel (LHD Front Separate Seat) (From Aug. 2017 Production)

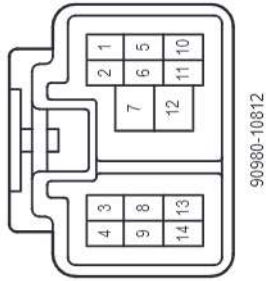
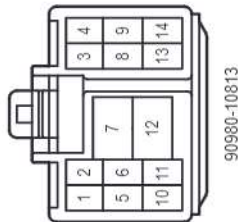
AQ1
White



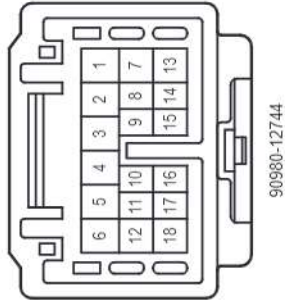
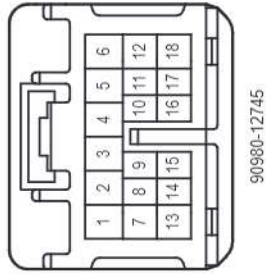
AR1
White



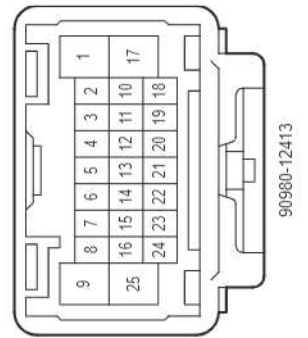
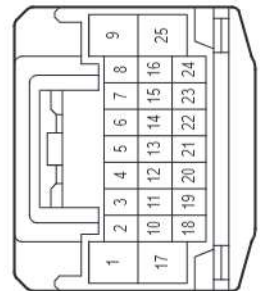
AR2
Gray



CG1
White



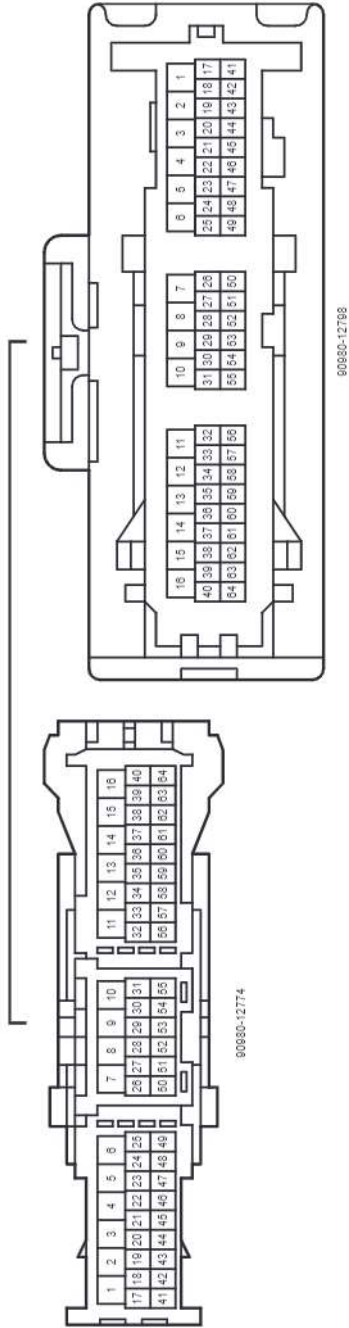
CG2
White



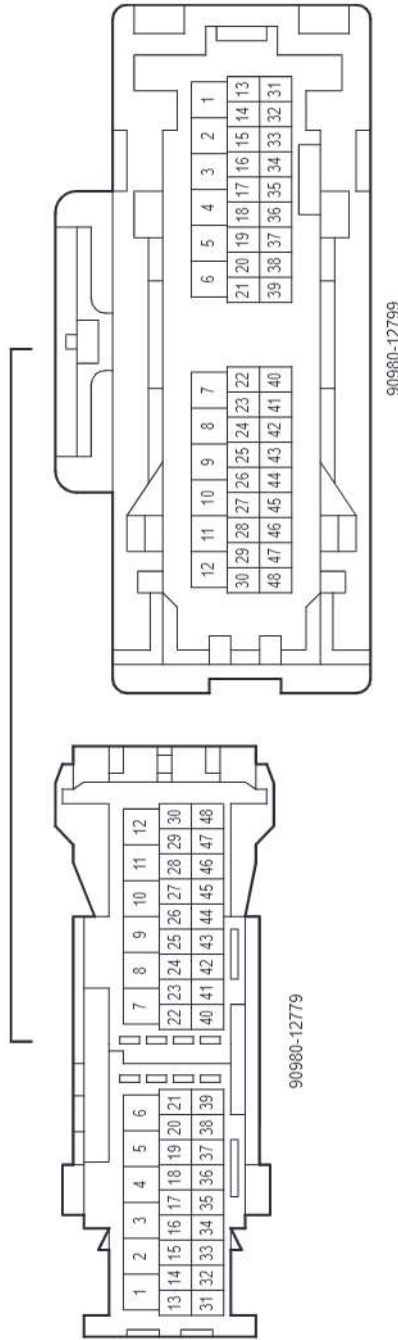
CG3

Wire and Wire in Instrument Panel (LHD Front Separate Seat) (From Aug. 2017 Production)

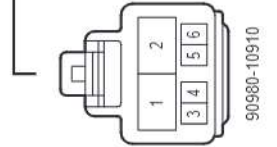
GA1 White



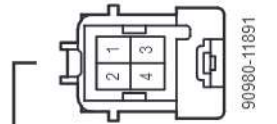
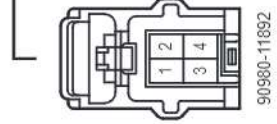
GA2 White



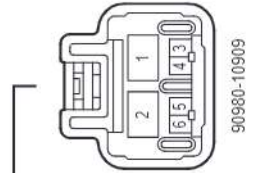
GA3 Black



GA5 Yellow

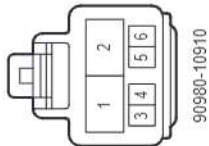


GA6



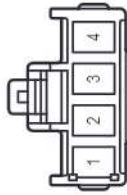
Wire and Wire in Instrument Panel (LHD Front Separate Seat) (From Aug. 2017 Production)

GA7
Black

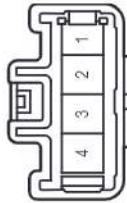


90980-10910

GA8
White

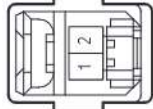


90980-10867

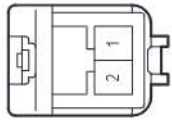


90980-10866

GF1
Yellow

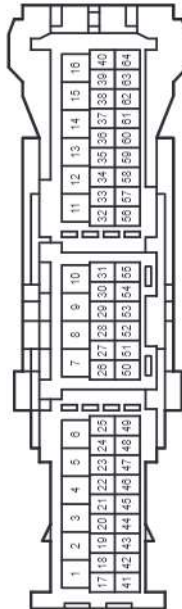


90980-11884

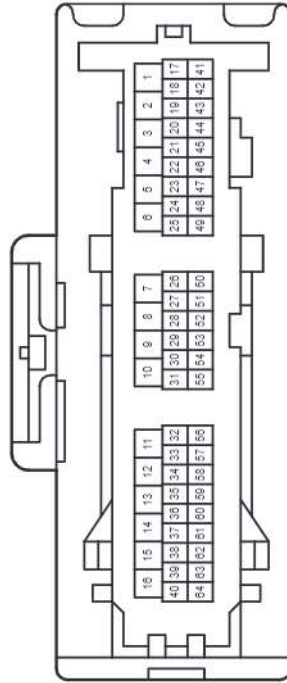


90980-11992

GH1
White

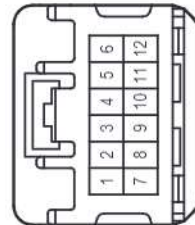


90980-12774



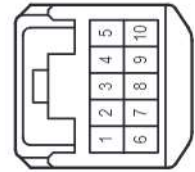
90980-12788

GH2
White

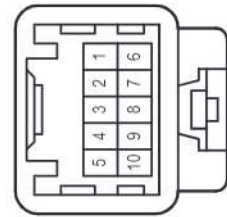


90980-12737

GH3
Gray



90980-12368



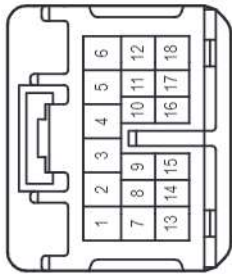
90980-12367

GQ1
White

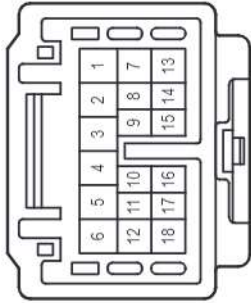


Wire and Wire in Instrument Panel (LHD Front Separate Seat) (From Aug. 2017 Production)

GQ2
White

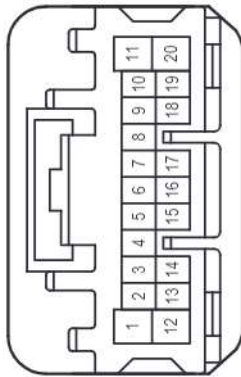


90980-12745

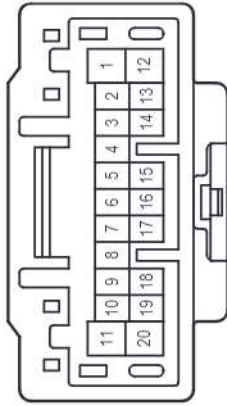


90980-12744

Gi2
White

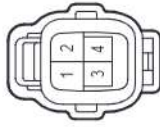


90980-12741

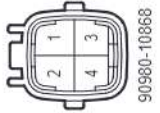


90980-12740

QH1
White

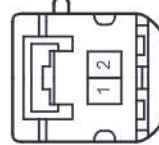


90980-10869

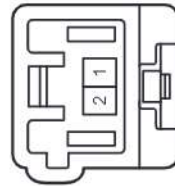


90980-10868

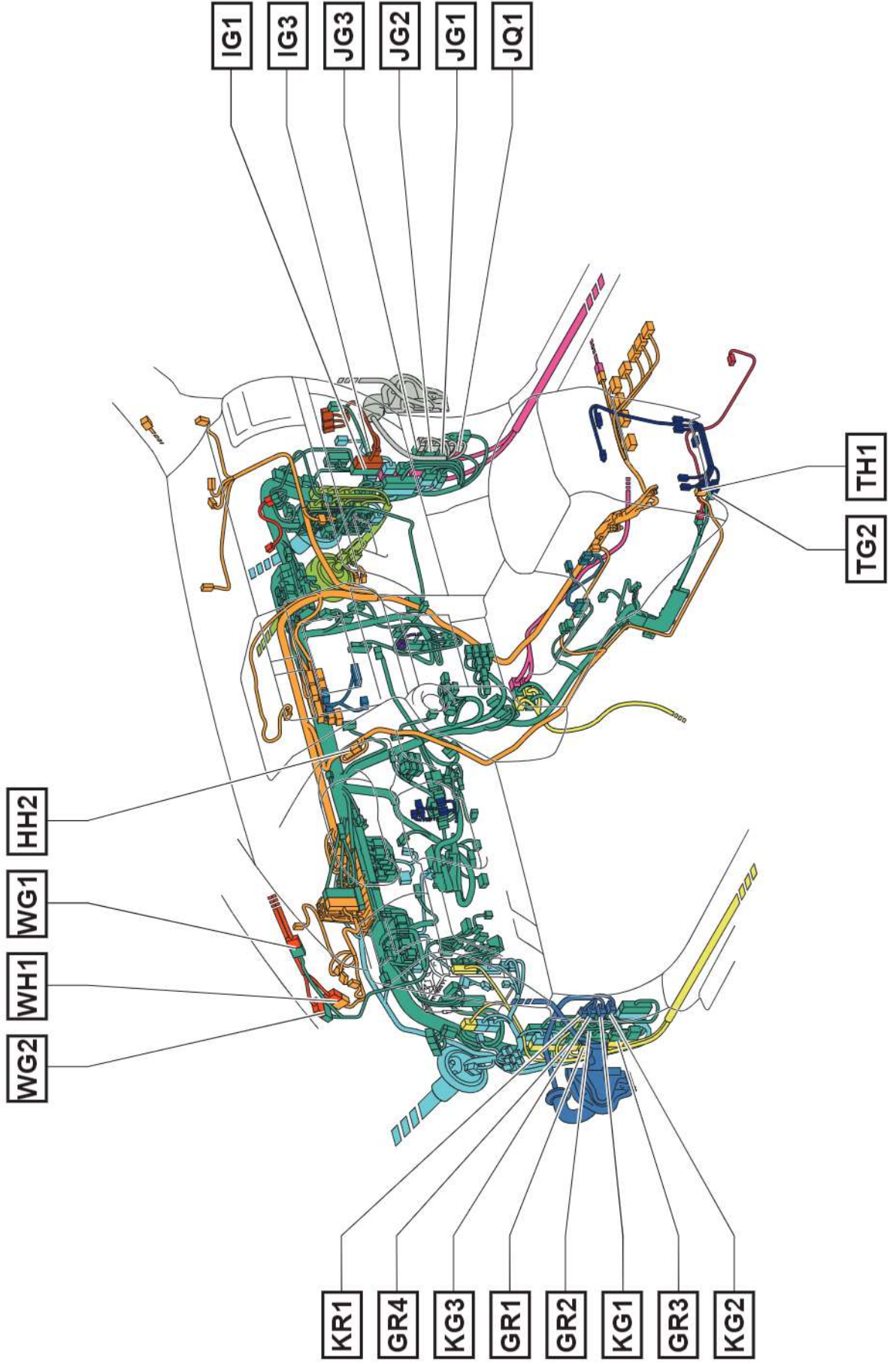
sG1
White



90980-12808

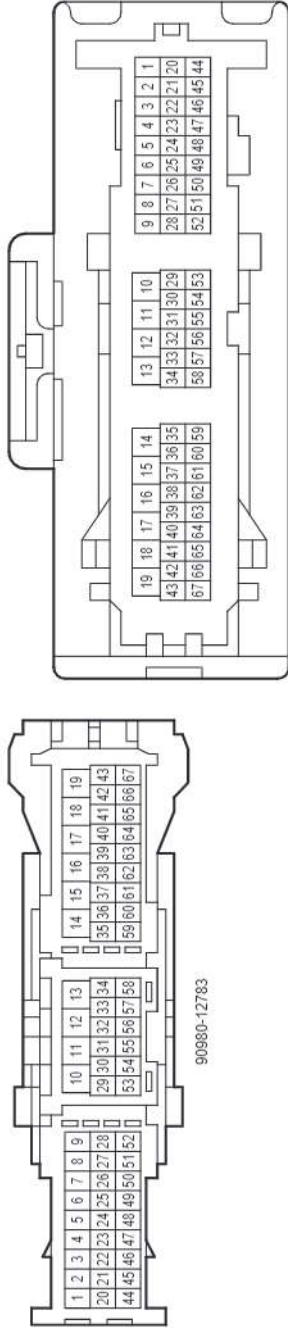


90980-12807

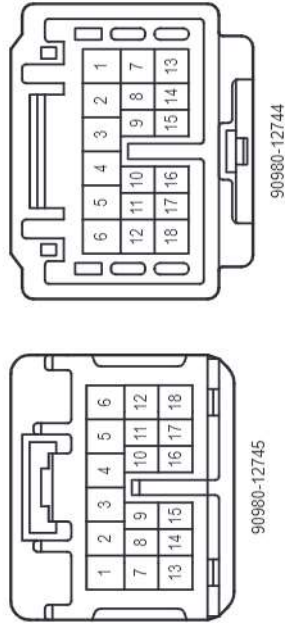


Wire and Wire in Instrument Panel (LHD Front Separate Seat) (From Aug. 2017 Production)

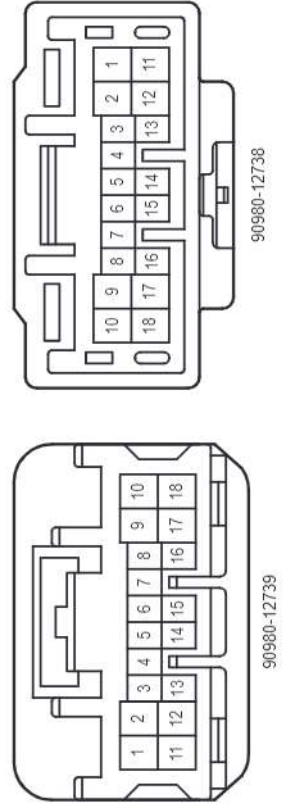
GR1
White



GR2
Gray

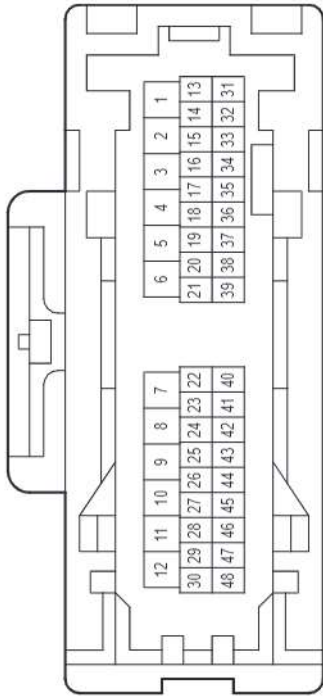
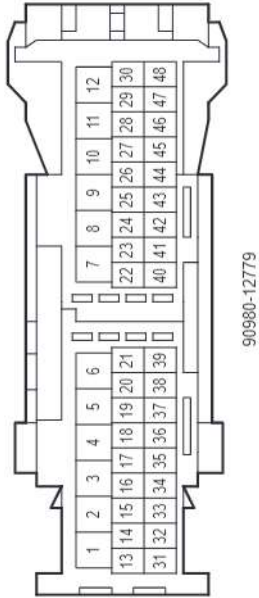


GR3
Blue

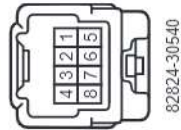
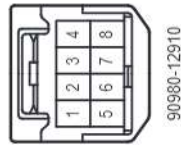


Wire and Wire in Instrument Panel (LHD Front Separate Seat) (From Aug. 2017 Production)

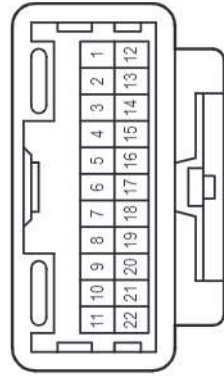
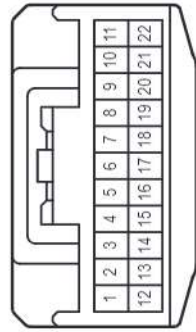
IG1
White



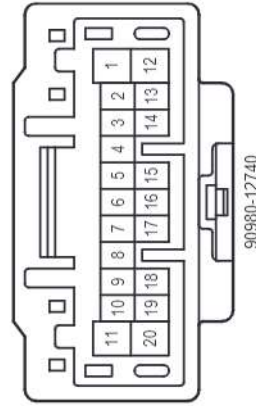
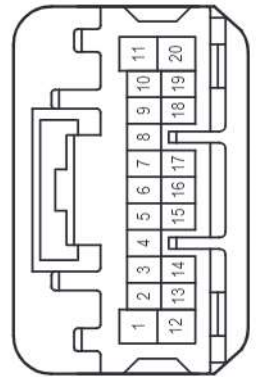
IG3
White



JG1
Gray



JG2
White



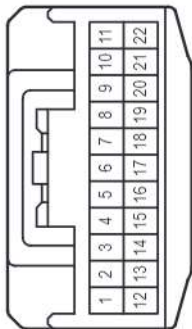
cardiagn.com

JG3

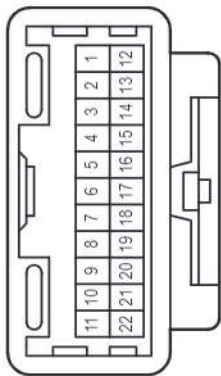
JG3

Wire and Wire in Instrument Panel (LHD Front Separate Seat) (From Aug. 2017 Production)

KG1
Gray

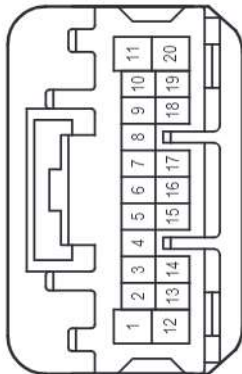


90980-12372

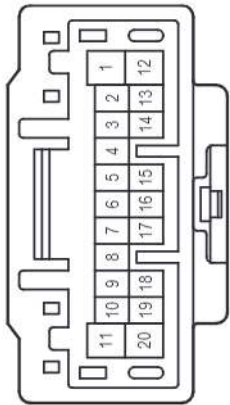


90980-12371

KG2
White

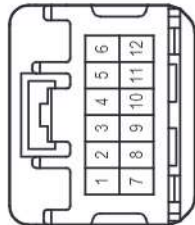


90980-12741

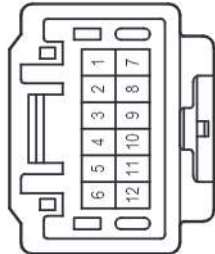


90980-12740

KG3
Black

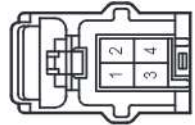


90980-12737

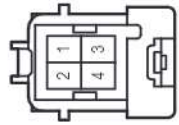


90980-12736

KR1
Yellow



90980-11892



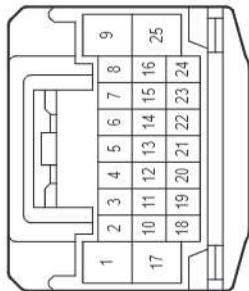
90980-11891

TG2
White

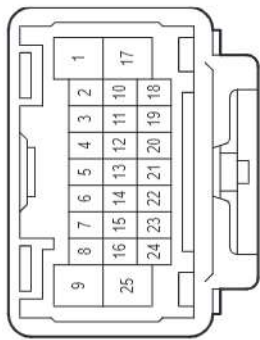
TH1
White

Wire and Wire in Instrument Panel (LHD Front Separate Seat) (From Aug. 2017 Production)

WG1
White

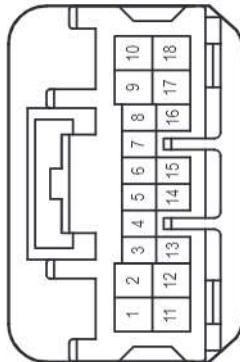


90980-12414

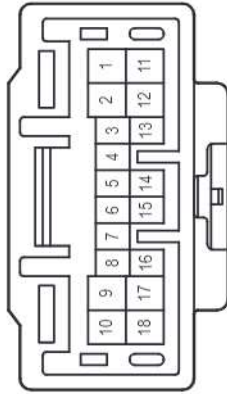


90980-12413

WG2
White

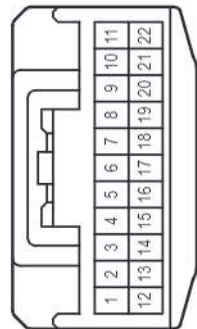


90980-12739

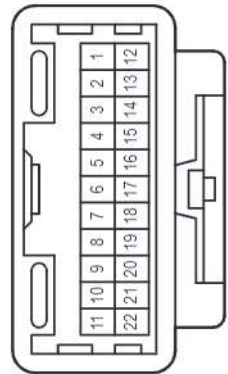


90980-12738

WH1
Gray

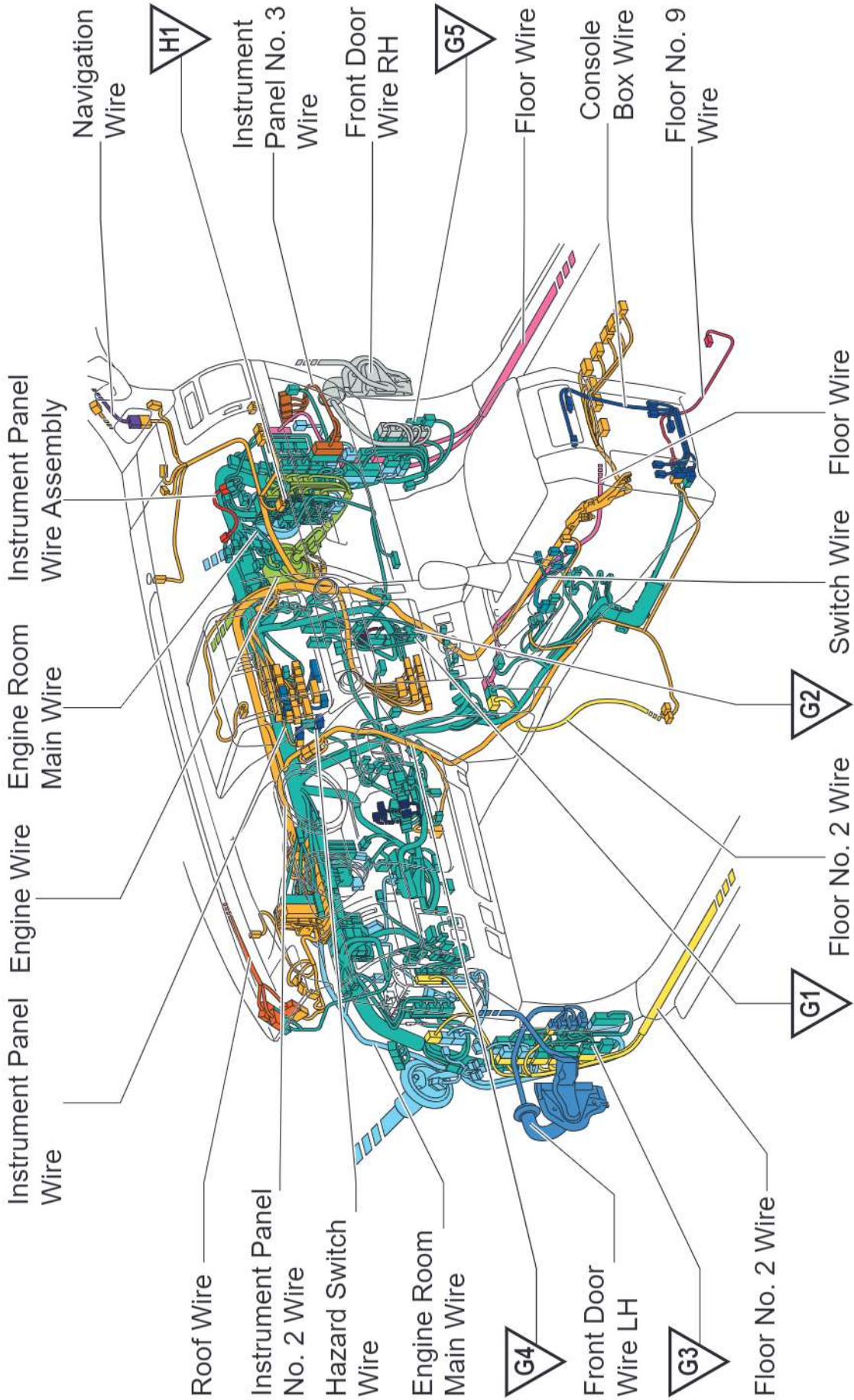


90980-12372

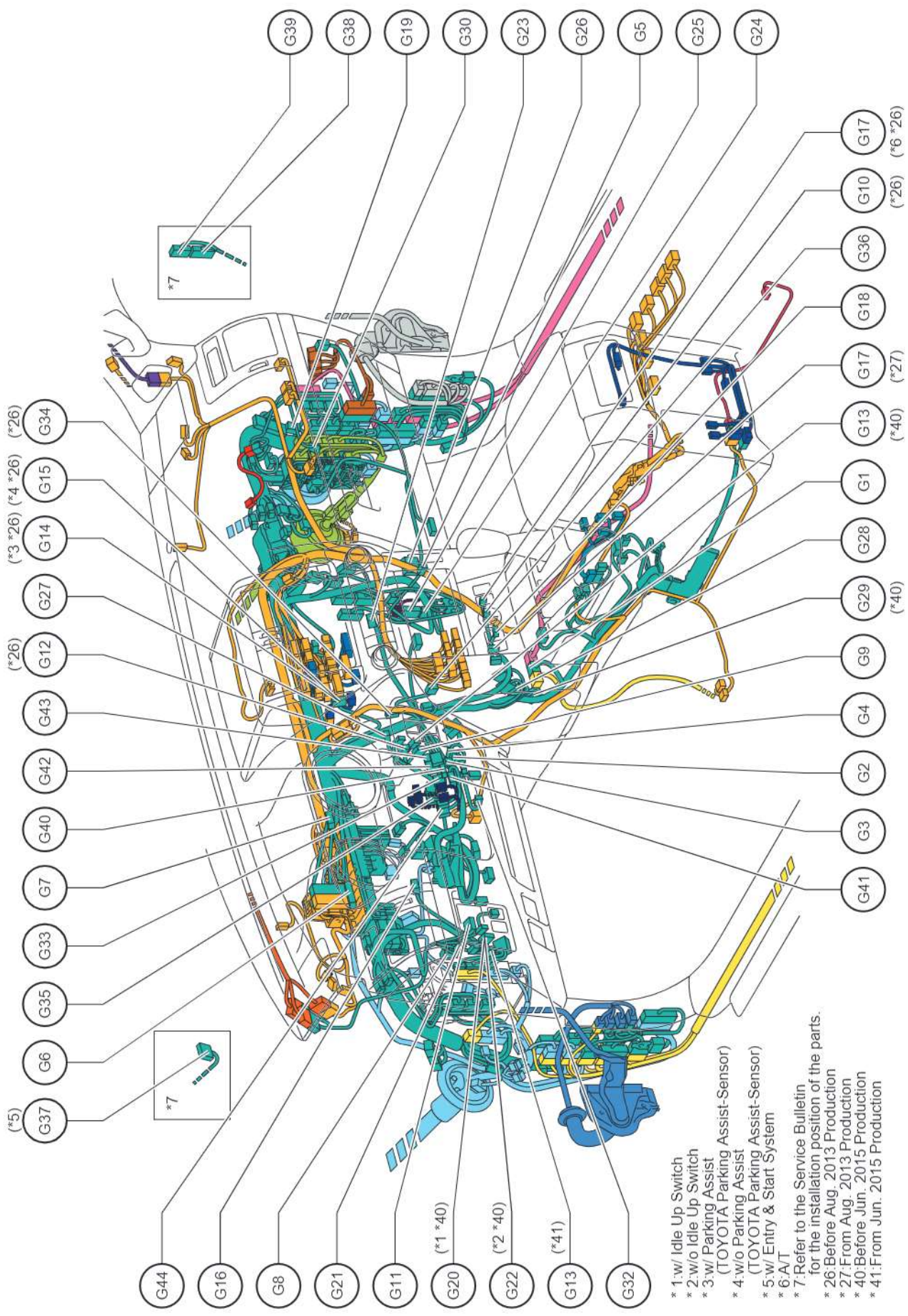


90980-12371

Ground Points in Instrument Panel (LHD Front Separate Seat) (Before Aug. 2017 Production)



Position of Parts in Instrument Panel (LHD Front Separate Seat) (Before Aug. 2017 Production)

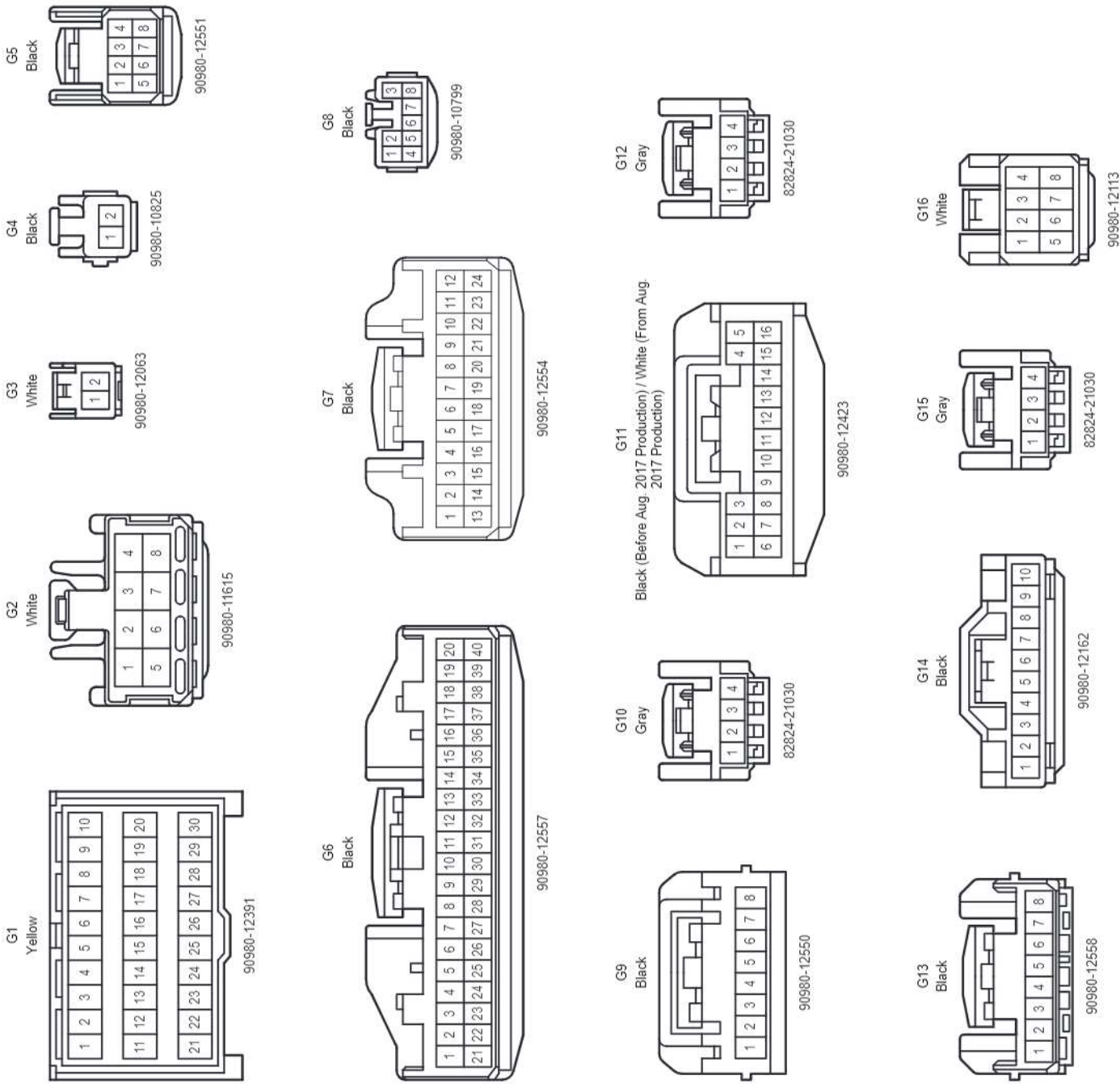


- * 1:w/ Idle Up Switch
- * 2:w/o Idle Up Switch
- * 3:w/ Parking Assist (TOYOTA Parking Assist-Sensor)
- * 4:w/o Parking Assist (TOYOTA Parking Assist-Sensor)
- * 5:w/ Entry & Start System
- * 6:AT
- * 7:Refer to the Service Bulletin for the installation position of the parts.
- * 26:Before Aug. 2013 Production
- * 27:From Aug. 2013 Production
- * 40:Before Jun. 2015 Production
- * 41:From Jun. 2015 Production

Position of Parts in Instrument Panel (LHD Front Separate Seat) (Before Aug. 2017 Production)

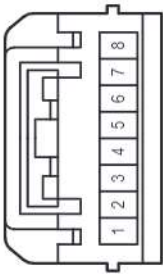
- G 1 Airbag Sensor Assembly
- G 2 Ignition or Starter Switch Assembly
- G 3 Un-Lock Warning Switch Assembly
- G 4 Key Inter Lock Solenoid
- G 5 Telltale Light Assembly
- G 6 Combination Meter Assembly
- G 7 Combination Meter Assembly
- G 8 Turn Signal Flasher Assembly
- G 9 VSC Off Switch
- G 10 Downhill Assist Control Switch
- G 11 Outer Mirror Switch Assembly
- G 12 Pattern Select Switch Assembly
- G 13 Back Sonar or Clearance Sonar Switch Assembly
- G 14 Clearance Warning Indicator Assembly
- G 15 Hazard Warning Signal Switch Assembly
- G 16 Trip Switch
- G 17 Center Differential Lock Switch
- G 18 Transfer Position Switch
- G 19 Option Connector
- G 20 Idle Up Switch
- G 21 Headlight Leveling Switch
- G 22 Heater Switch Assembly
- G 23 Integration Control and Panel Assembly
- G 24 A/C Amplifier Assembly
- G 25 A/C Amplifier Assembly
- G 26 Front Blower with Fan Motor Sub-Assembly
- G 27 Intake Air Temperature Sensor
- G 28 Quick Heater Assembly
- G 29 Quick Heater Assembly
- G 30 Glove Box Light
- G 32 Lower No. 1 Instrument Panel Airbag Assembly
- G 33 Steering Sensor
- G 34 No. 1 Clearance Warning Buzzer
- G 35 Steering Lock Actuator Assembly
- G 36 Engine Switch
- G 37 ID Code Box
- G 38 Certification ECU Assembly
- G 39 Certification ECU Assembly

Position of Parts in Instrument Panel (LHD Front Separate Seat) (Before Aug. 2017 Production)



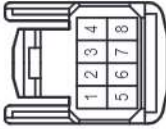
Position of Parts in Instrument Panel (LHD Front Separate Seat) (Before Aug. 2017 Production)

G22
Black



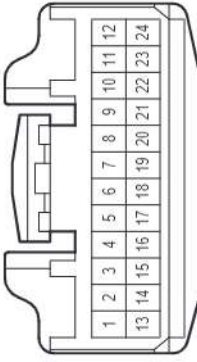
90980-12550

G23
Black



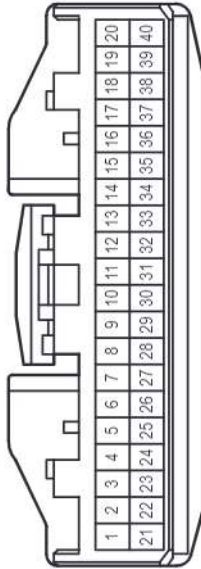
90980-12551

G24
White



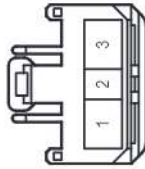
90980-12554

G25
White



90980-12557

G26
Black



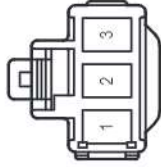
90980-11667

G27
Black



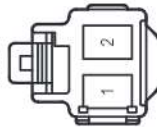
90980-11918

G28
White



90980-10956

G29
White

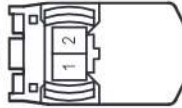


90980-10903

G30
Black

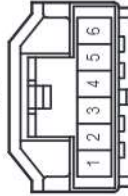


G32
Black



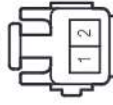
90980-12452

G33
White



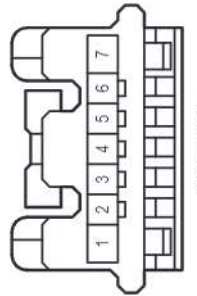
90980-11986

G34
Blue



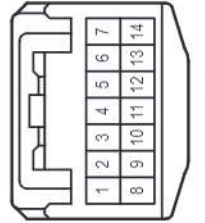
90980-10825

G35
Black



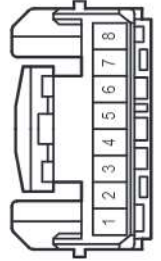
90980-12092

G36
Black



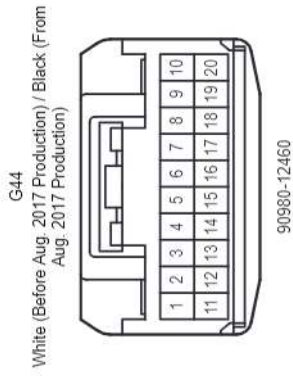
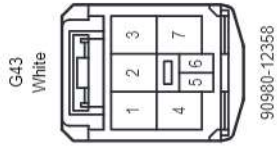
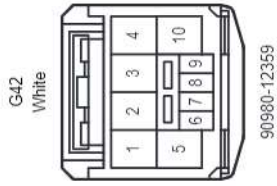
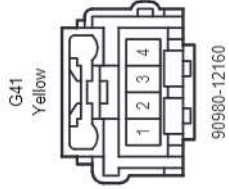
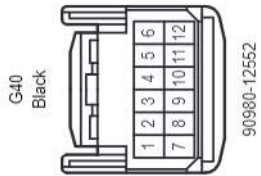
90980-12370

G37
White



90980-12558

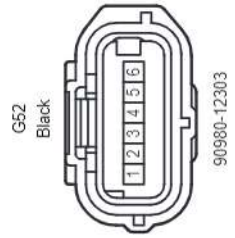
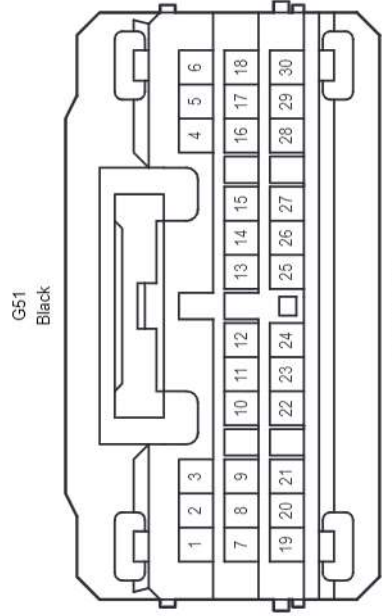
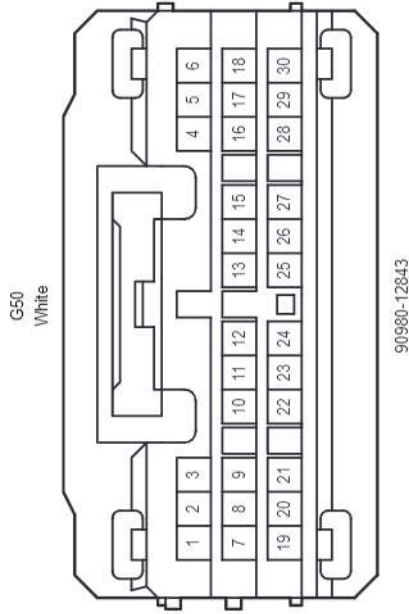
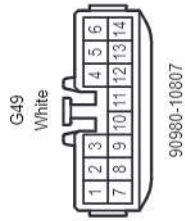
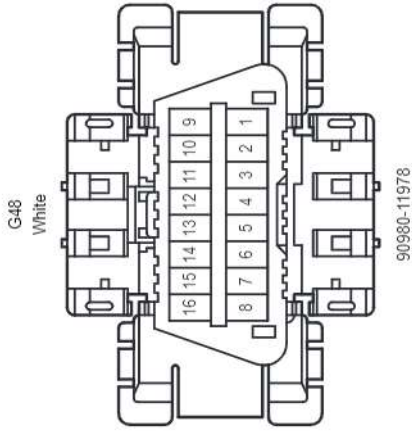
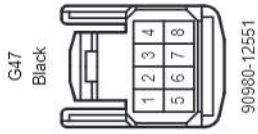
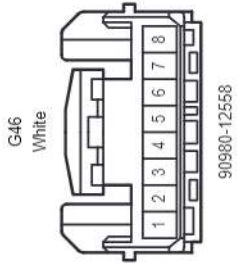
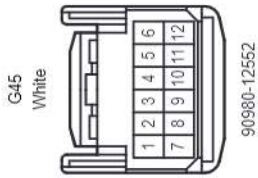
Position of Parts in Instrument Panel (LHD Front Separate Seat) (Before Aug. 2017 Production)



Position of Parts in Instrument Panel (LHD Front Separate Seat) (Before Aug. 2017 Production)

- G 45 Shift Lock Control ECU Sub-Assembly
- G 46 Power Steering ECU Assembly
- G 47 Transmission Control Switch
- G 48 DLC3
- G 49 Double Lock Door Control Relay Assembly
- G 50 Power Management Control ECU
- G 51 Power Management Control ECU
- G 52 Yaw Rate Sensor Assembly
- G 53 Four Wheel Drive Control ECU
- G 54 Four Wheel Drive Control ECU
- G 55 ECM
- G 56 ECM
- G 57 ECM
- G 58 ECM
- G 59 ECM
- G 60 ECM
- G 61 ECM
- G 62 ECM
- G 63 Main Body ECU
- G 64 Main Body ECU
- G 65 Main Body ECU
- G 66 Outer Mirror Heater Switch Assembly
- G 67 Shift Position Indicator (Console Box Assembly)
- G 68 Diode (Shift Position)
- G 69 Transmission Control ECU Assembly
- G 70 Transmission Control ECU Assembly
- G 71 Transmission Control ECU Assembly
- G 72 Headlight Cleaner Switch Assembly
- G 73 Airbag Cut Off Switch Cylinder Sub-Assembly
- G 74 Transponder Key ECU Assembly
- G 75 Transponder Key Amplifier
- G 76 Driving Support Switch Control ECU
- G 77 Parking Brake Switch Assembly
- G 79 Junction Connector
- G 80 Junction Connector
- G 81 Junction Connector
- G 82 Junction Connector
- G 83 Junction Connector

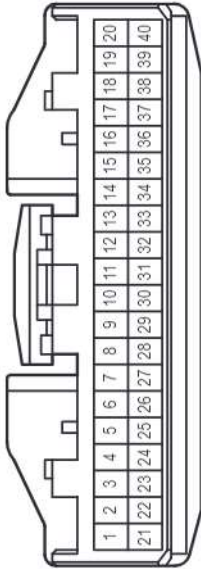
Position of Parts in Instrument Panel (LHD Front Separate Seat) (Before Aug. 2017 Production)



cardiagn.com

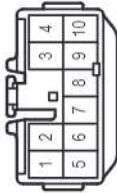
Position of Parts in Instrument Panel (LHD Front Separate Seat) (Before Aug. 2017 Production)

G53
Black



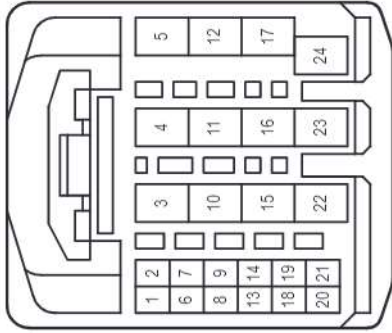
90980-12557

G54
Black



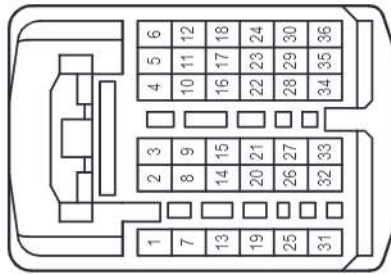
90980-10997

G55
White



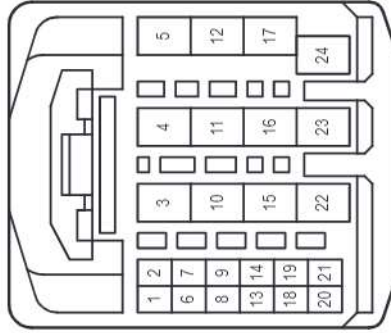
82824-26110

G56
White



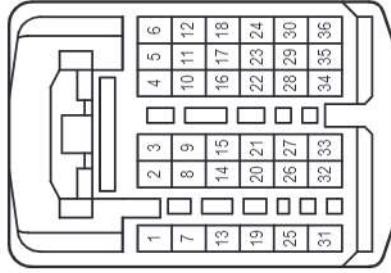
82824-26120

G57
White



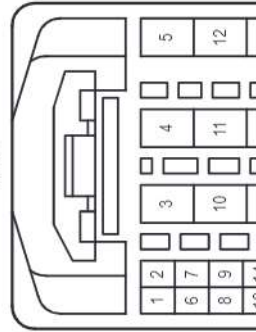
82824-26110

G58
White

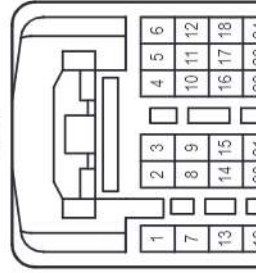


82824-26120

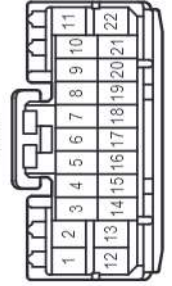
G59
White



G60
White

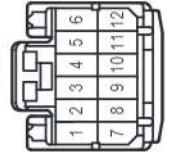


G61
White



90980-11392

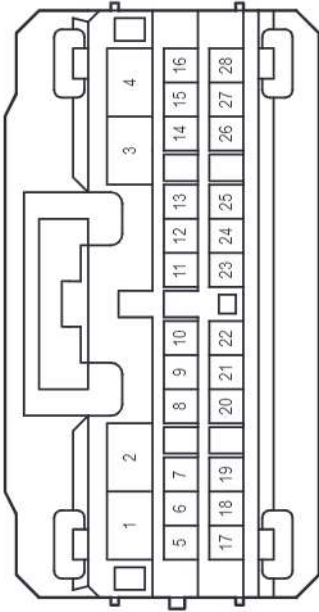
G62
White



90980-11408

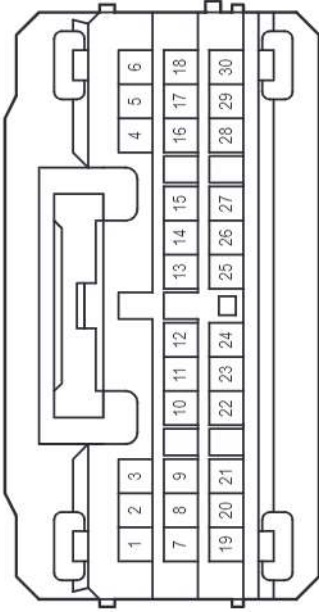
Position of Parts in Instrument Panel (LHD Front Separate Seat) (Before Aug. 2017 Production)

G63
White



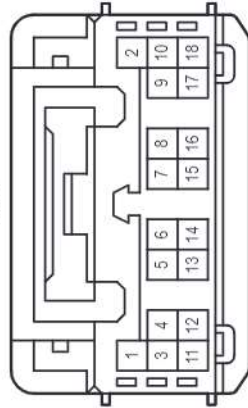
90980-12793

G64
White



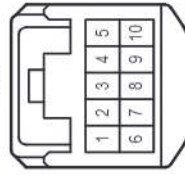
90980-12753

G65
White



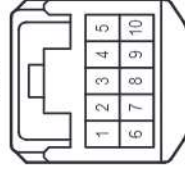
90980-12750

G66
Black



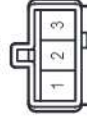
90980-12368

G67
White



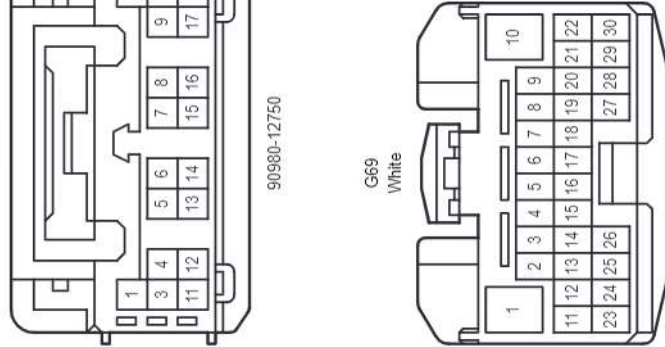
90980-12368

G68
Gray



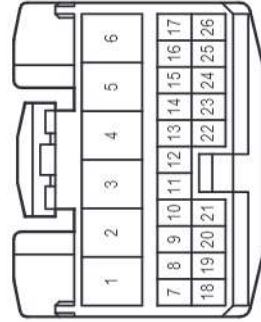
90980-11071

G69
White



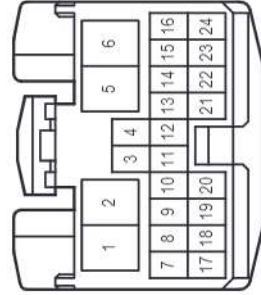
90980-12562

G70
White



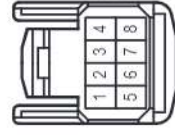
90980-12561

G71
White



90980-12560

G72
Black



90980-12551

G73
White



G74
Black



G75
Black



G76
Black



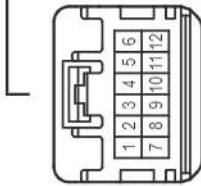
Position of Parts in Instrument Panel (LHD Front Separate Seat) (Before Aug. 2017 Production)

G77
White



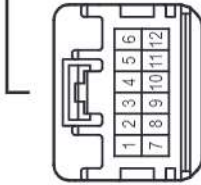
90980-10871

G79
White

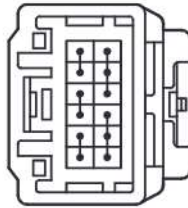


90980-12737

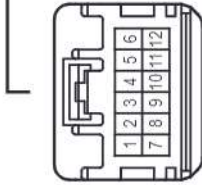
G80
White



90980-12737

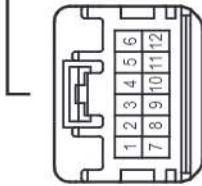


G81
White

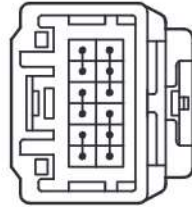


90980-12737

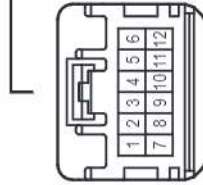
G82
White



90980-12737

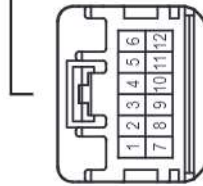


G83
Black

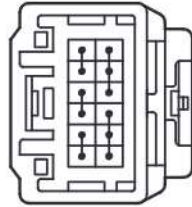


90980-12737

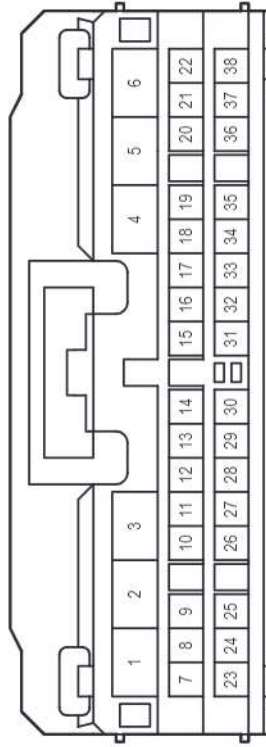
G84
Black



90980-12737



G187
White



Position of Parts in Instrument Panel (LHD Front Separate Seat) (Before Aug. 2017 Production)

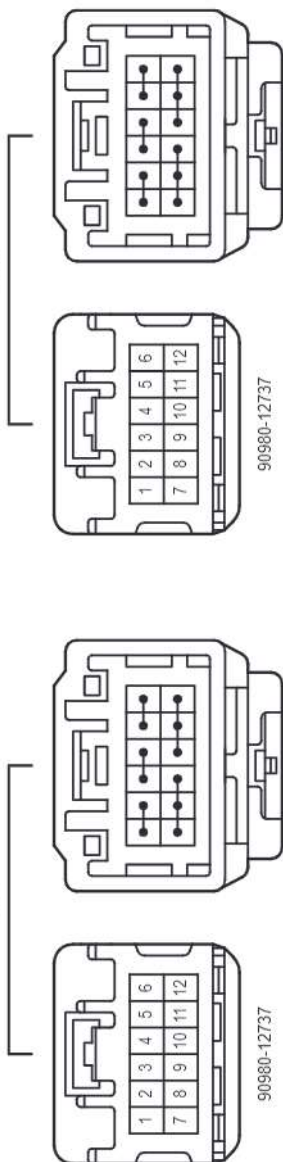
G 85	Junction Connector
G 86	Junction Connector
G 87	Junction Connector
G 88	Junction Connector
G 89	Junction Connector
G 90	Junction Connector
G 91	Junction Connector
G 92	Junction Connector
G 93	Junction Connector
G 94	Junction Connector
G 95	Junction Connector
G 96	Junction Connector
G 97	Junction Connector
G 98	Junction Connector
G 99	Junction Connector
G100	Junction Connector
G101	Junction Terminal
G102	Junction Terminal
G103	Junction Terminal
G104	Junction Connector
G105	Junction Connector
G106	Junction Connector
G107	Junction Connector
G108	Seat Heater Switch LH
G109	Seat Heater Switch RH
G110	Differential Lock Switch
G111	Suspension Control Switch
G112	No. 2 Absorber Control Switch
G113	Absorber Control Switch
G114	Interior Foot Light RH
G115	Interior Foot Light LH
G116	Multiplex Tilt & Telescopic ECU
G117	Seat Belt Control ECU
G118	Seat Belt Control ECU
G119	Driving Support ECU Assembly
G120	Windshield Wiper Switch Assembly
G121	Pre-Crash System Cancel Switch Assembly
G122	Power Tilt Motor

Position of Parts in Instrument Panel (LHD Front Separate Seat) (Before Aug. 2017 Production)

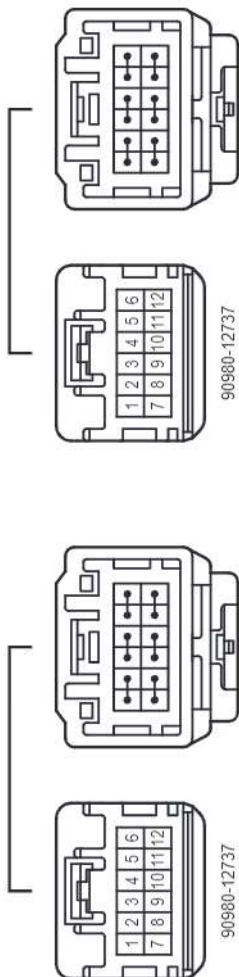
- G149 Diode (Viscous Relay)
- G150 Shift Lock Control ECU Sub-Assembly
- G193 Junction Connector

Position of Parts in Instrument Panel (LHD Front Separate Seat) (Before Aug. 2017 Production)

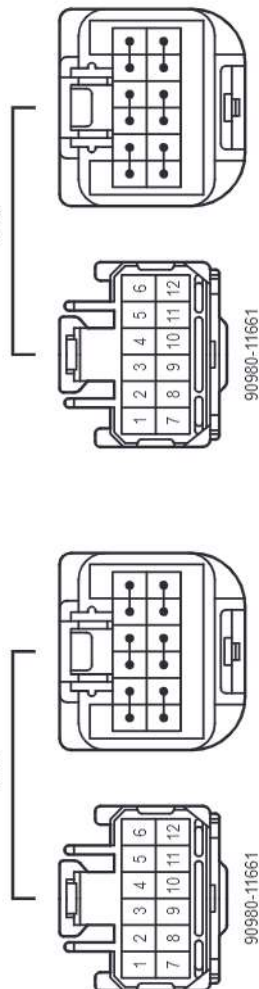
G85
Black



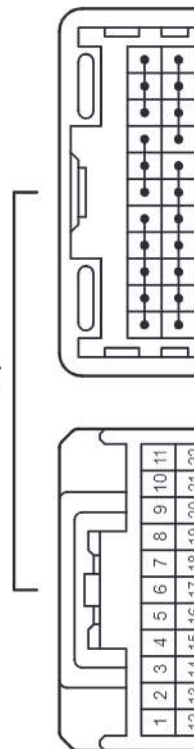
G87
Black



G89
White

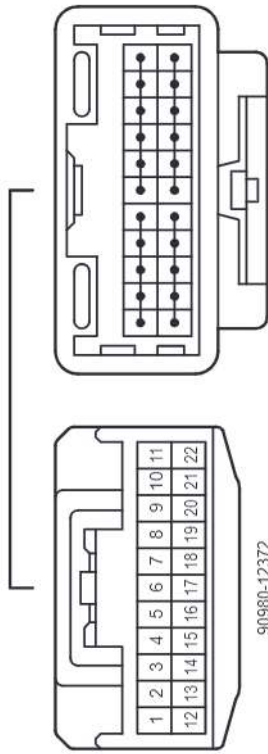


G91
Gray



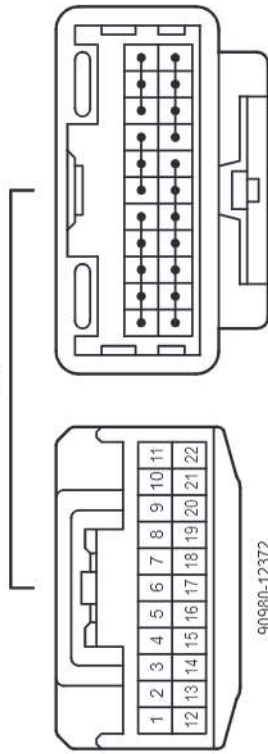
Position of Parts in Instrument Panel (LHD Front Separate Seat) (Before Aug. 2017 Production)

G92
White



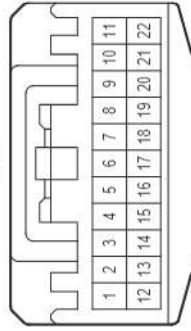
90980-12372

G93
Gray



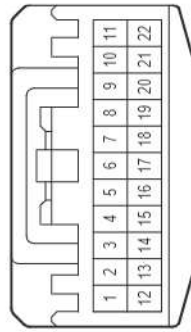
90980-12372

G94
White



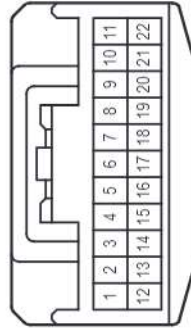
82824-30420

G95
White



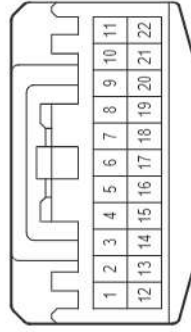
82824-30420

G96
White



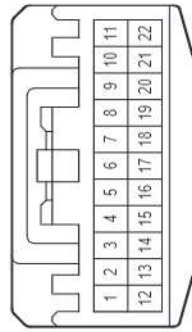
90980-12372

G97
White

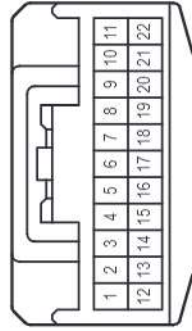


82824-30420

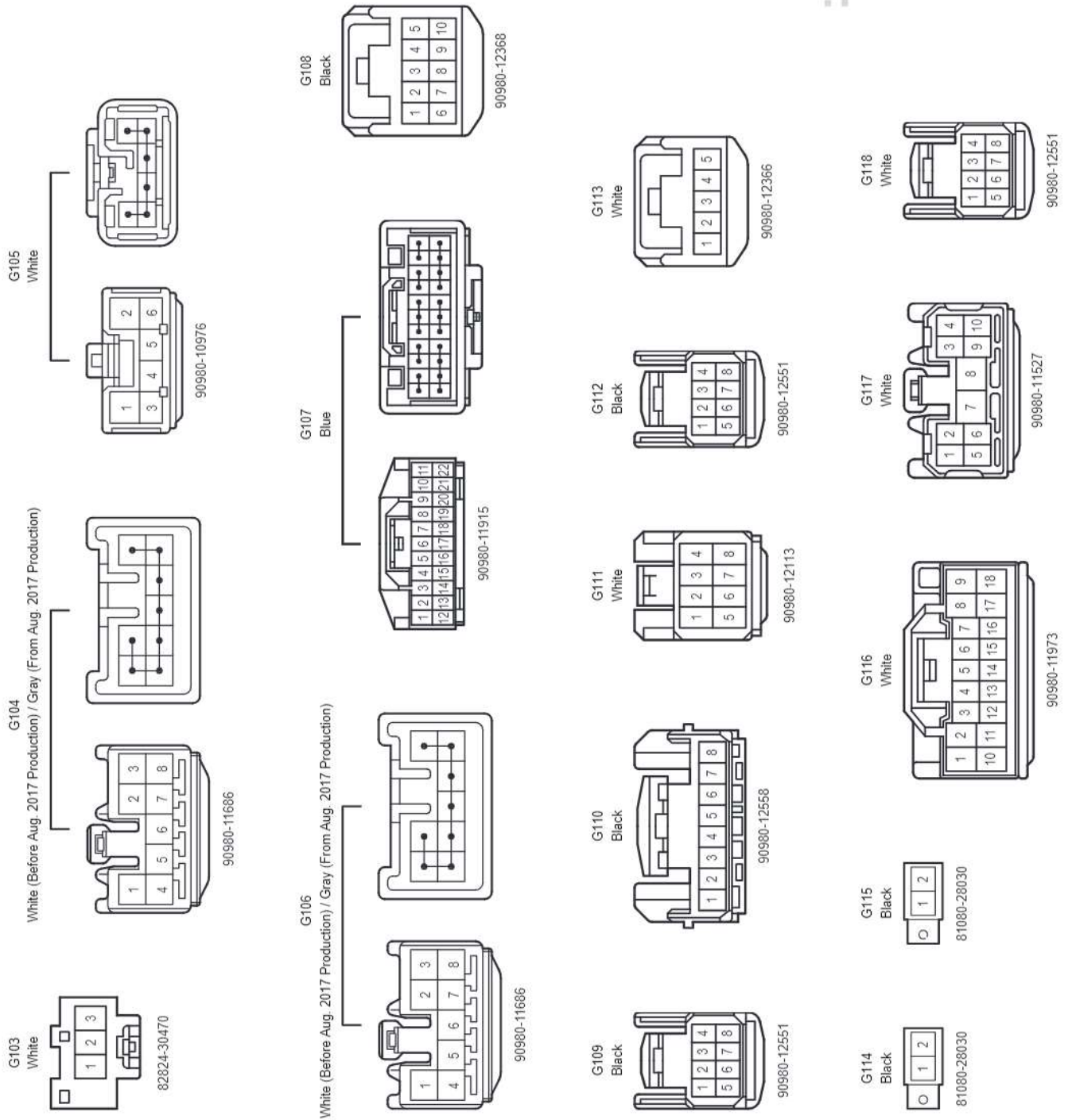
G98
White



G99
White

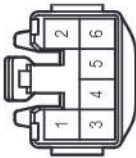


Position of Parts in Instrument Panel (LHD Front Separate Seat) (Before Aug. 2017 Production)



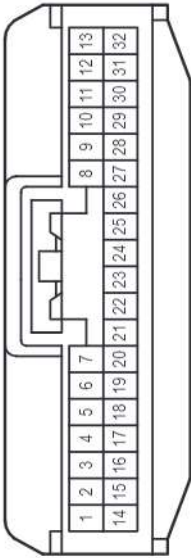
Position of Parts in Instrument Panel (LHD Front Separate Seat) (Before Aug. 2017 Production)

G122
White



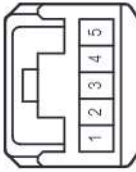
90980-10797

G123
White



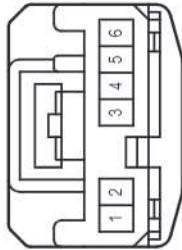
90980-12422

G124
White



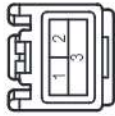
90980-12366

G125
White



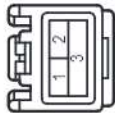
82824-48210

G136
Blue



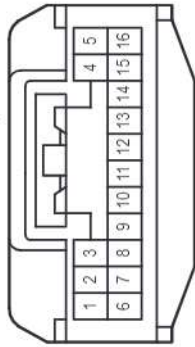
90980-12593

G137
Blue



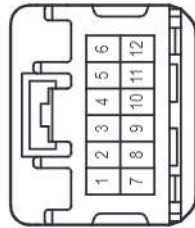
90980-12593

G138
White (Before Jun. 2015 Production) / Black (From Jun. 2015 Production)



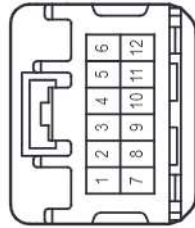
90980-12423

G140
Black



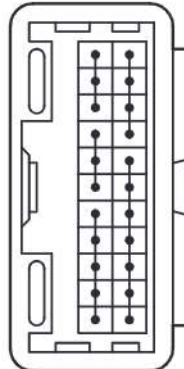
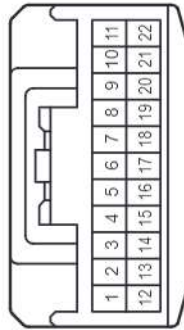
90980-12737

G141
Black



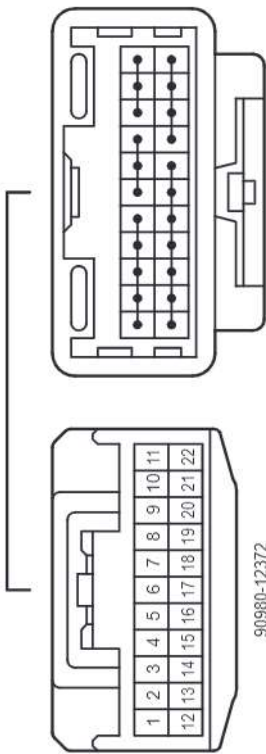
90980-12737

G142
White



Position of Parts in Instrument Panel (LHD Front Separate Seat) (Before Aug. 2017 Production)

G144
White



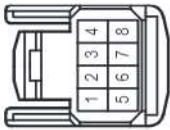
90980-12372

G149
Gray



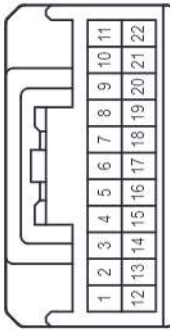
90980-10637

G150
White



90980-12551

G193
White



90980-12372

G145
Gray



90980-10637

G146
Gray



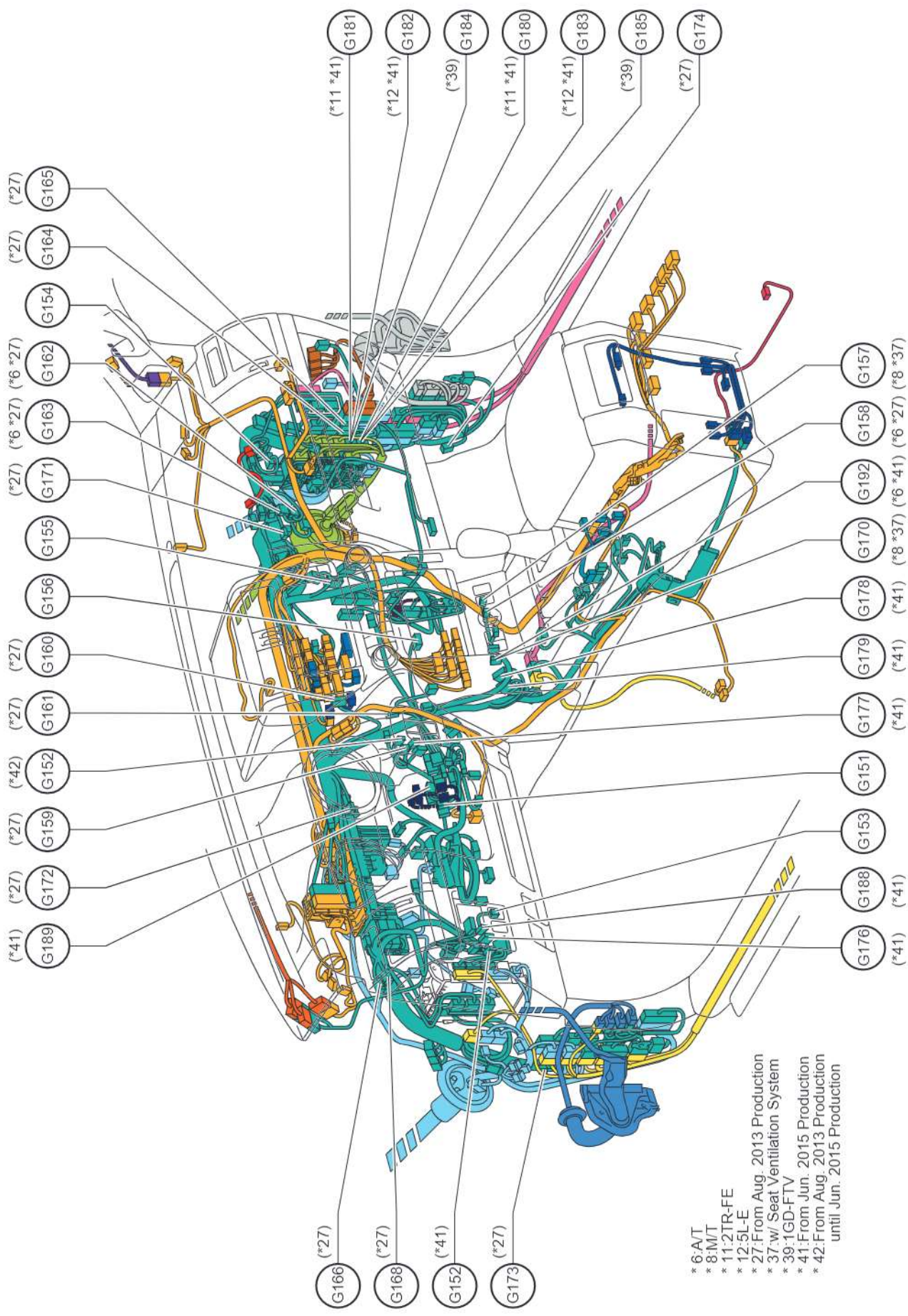
90980-10637

G147
Gray



90980-10637

Position of Parts in Instrument Panel (LHD Front Separate Seat) (Before Aug. 2017 Production)

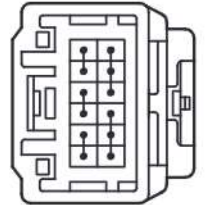
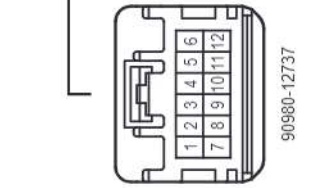
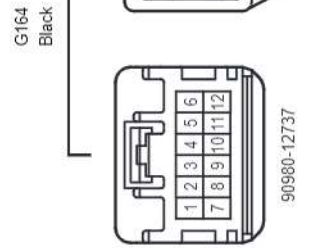
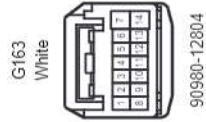
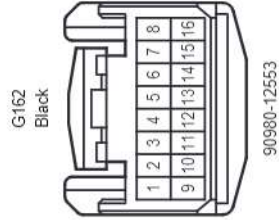
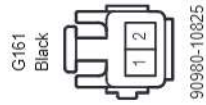
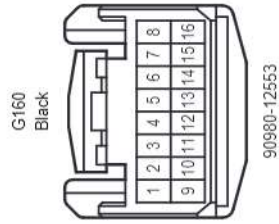
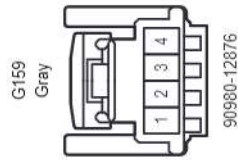
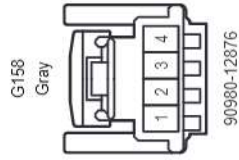
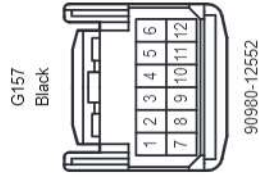
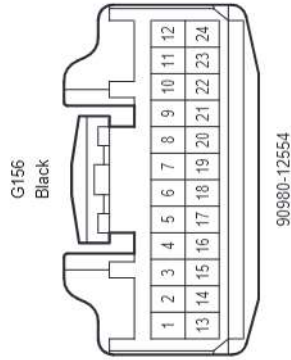
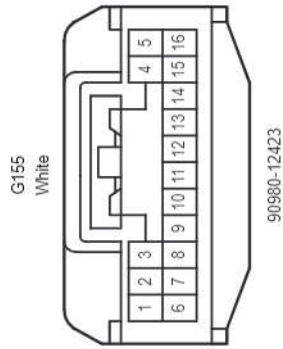
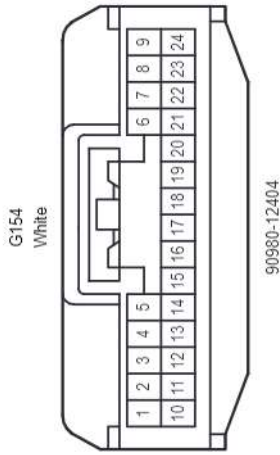
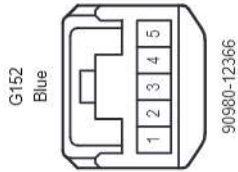
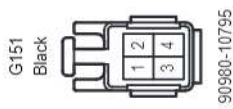


- * 6:AT
- * 8:M/T
- * 11:2TR-FE
- * 12:5L-E
- * 27:From Aug. 2013 Production
- * 37:w/ Seat Ventilation System
- * 39:1GD-FTV
- * 41:From Jun. 2015 Production
- * 42:From Aug. 2013 Production until Jun. 2015 Production

Position of Parts in Instrument Panel (LHD Front Separate Seat) (Before Aug. 2017 Production)

- G151 Spiral Cable Sub-Assembly
- G152 Steering Heater Switch
- G153 Tire Pressure Warning Reset Switch
- G154 Clearance Warning ECU Assembly
- G155 Network Gateway ECU
- G156 Combination Switch Assembly
- G157 Refreshing Seat Switch LH
- G158 Downhill Assist Control Switch
- G159 Pattern Select Switch Assembly
- G160 Clearance Warning Indicator Assembly
- G161 No. 1 Clearance Warning Buzzer
- G162 Driving Support Switch Control ECU
- G163 Driving Support Switch Control ECU
- G164 Junction Connector
- G165 Junction Connector
- G166 Junction Connector
- G168 Junction Connector
- G170 Refreshing Seat Switch RH
- G171 Diode (Shift Position No. 1)
- G172 Diode (Shift Position No. 2)
- G173 Diode (Oil Pressure)
- G174 Diode (Viscous Relay)
- G176 Idle Up Switch
- G177 Heater Switch Assembly
- G178 Quick Heater Assembly
- G179 Quick Heater Assembly
- G180 ECM
- G181 ECM
- G182 ECM
- G183 ECM
- G184 ECM
- G185 ECM
- G188 Room Light Switch Assembly
- G189 Transponder Key Coil
- G192 Differential Lock Switch

Position of Parts in Instrument Panel (LHD Front Separate Seat) (Before Aug. 2017 Production)



Position of Parts in Instrument Panel (LHD Front Separate Seat) (Before Aug. 2017 Production)

G171
Gray
90980-11608



G172
Gray
90980-11608



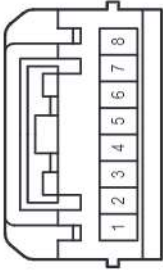
G173
Gray
90980-11608



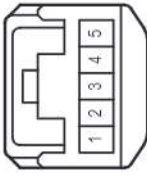
G174
Gray
90980-11608



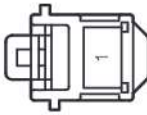
G176
Black
90980-12550



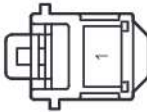
G177
Blue
90980-12366



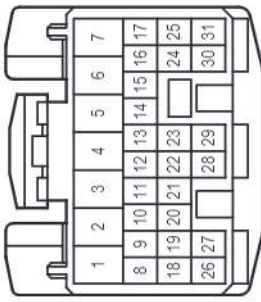
G178
Gray
90980-10995



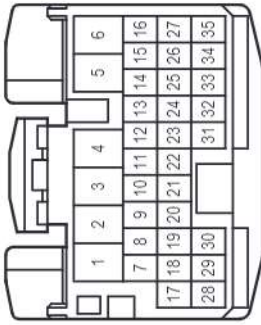
G179
White
90980-10995



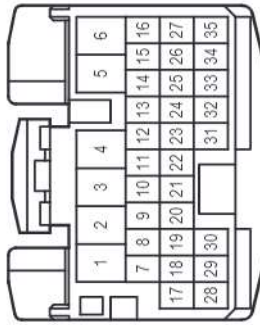
G180
White
90980-12525



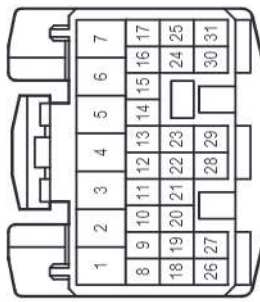
G181
White
90980-12529



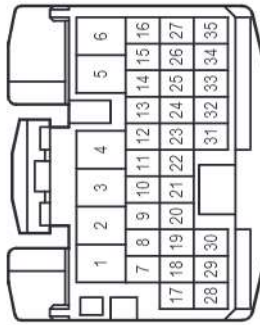
G182
White
90980-12529



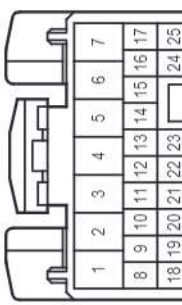
G183
White
90980-12525



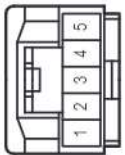
G184
White
90980-12529



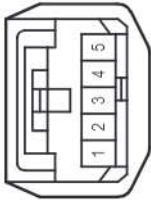
G185
White



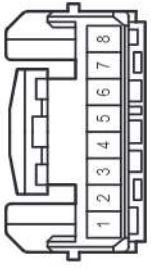
G188
White
90980-11909



G189
Black
90980-12954



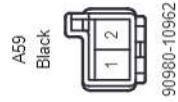
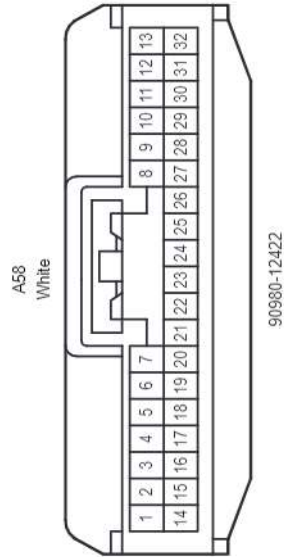
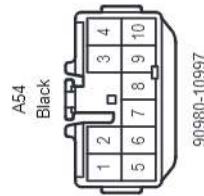
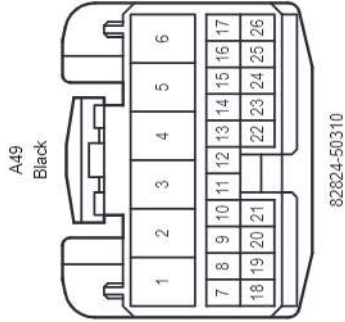
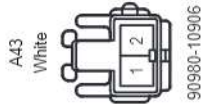
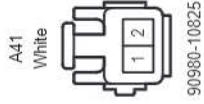
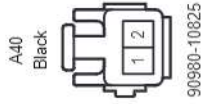
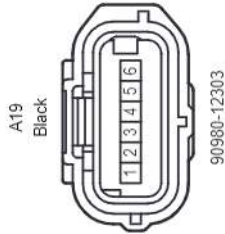
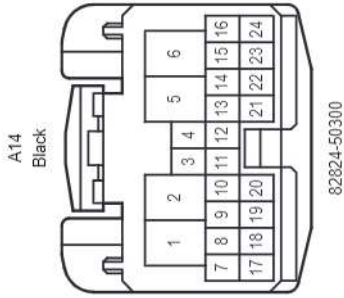
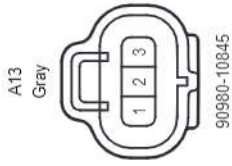
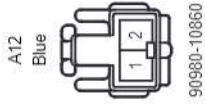
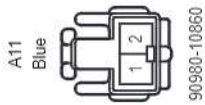
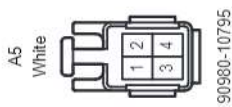
G192
Black
90980-12556



Position of Parts in Instrument Panel (LHD Front Separate Seat) (Before Aug. 2017 Production)

- A 5 Stop Light Switch Assembly
- A 11 Brake Pedal Load Sensing Switch
- A 12 Skid Control Buzzer Assembly
- A 13 Front Acceleration Sensor Assembly
- A 14 Suspension Control ECU
- A 19 Acceleration Sensor
- A 40 Clutch Start Switch Assembly
- A 41 Clutch Start Switch Assembly
- A 43 Clutch Switch Assembly
- A 49 Suspension Control ECU
- A 54 Stop Light Control Relay Assembly
- A 58 Headlight Swivel ECU Assembly
- A 59 Diode (Stop Light)
- A 64 Junction Connector
- A 65 Junction Connector
- A 66 Junction Connector
- A 72 Junction Connector
- A 73 Junction Connector
- A 84 Diode (A/C COMP Relay)
- A 85 Stop Light Switch Assembly
- A 88 Diode (A/C COMP Relay)
- C 34 ECM
- C 35 ECM
- C 36 ECM
- C 37 ECM
- C 47 Junction Connector
- C 48 Junction Connector
- C 49 Junction Connector
- C 61 ECM
- C 62 ECM
- C 63 ECM
- C 64 ECM
- C 90 ECM
- C 91 ECM
- C 92 ECM
- C 93 ECM
- C101 ECM
- C102 ECM

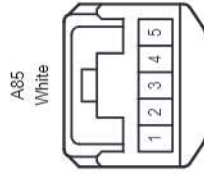
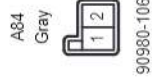
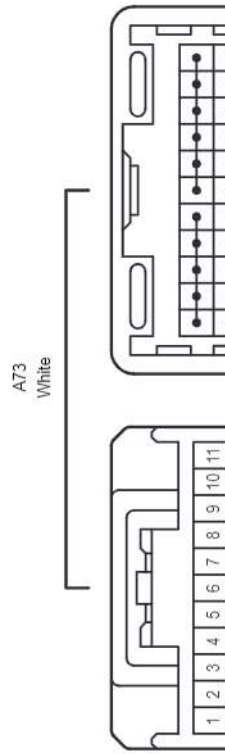
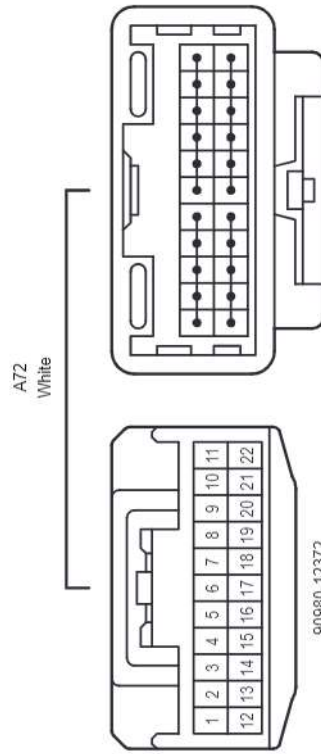
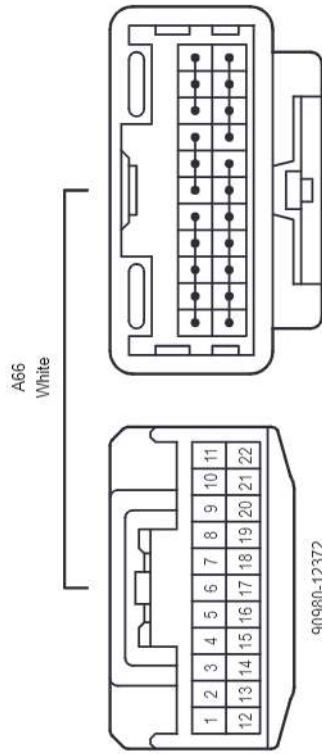
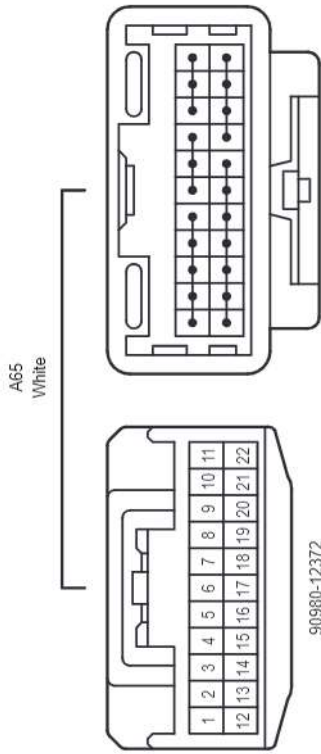
Position of Parts in Instrument Panel (LHD Front Separate Seat) (Before Aug. 2017 Production)



A64
White



Position of Parts in Instrument Panel (LHD Front Separate Seat) (Before Aug. 2017 Production)



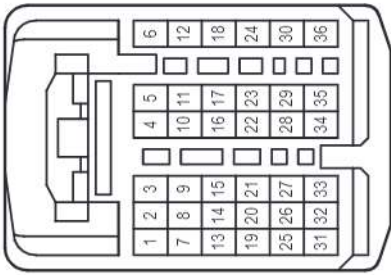
Position of Parts in Instrument Panel (LHD Front Separate Seat) (Before Aug. 2017 Production)

A88
Gray



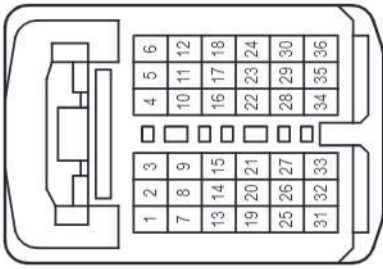
90980-11608

C34
White



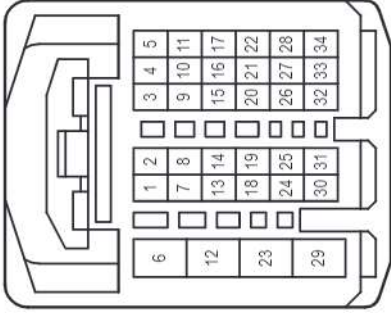
82824-26130

C35
White



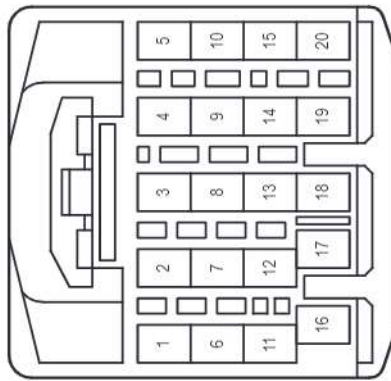
82824-26140

C36
White



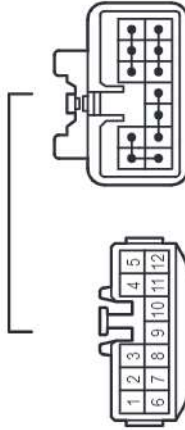
82824-26150

C37
White



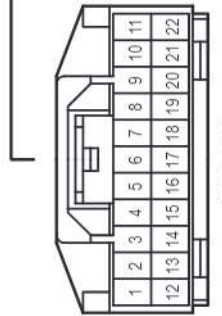
82824-26160

C47
Black



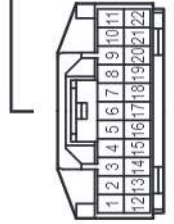
90980-10803

C48
White



90980-11915

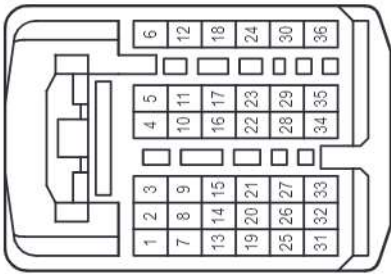
C49
Blue



90980-11915

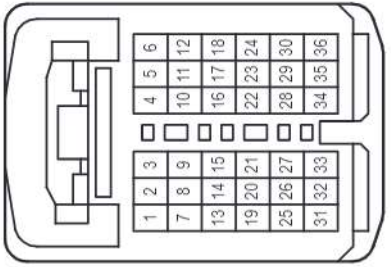
Position of Parts in Instrument Panel (LHD Front Separate Seat) (Before Aug. 2017 Production)

C61
White



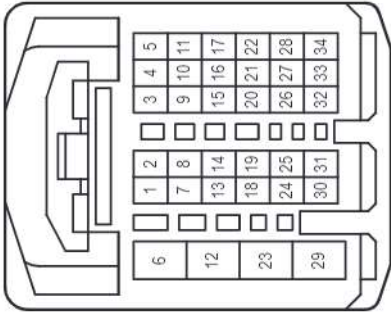
82824-26130

C62
White



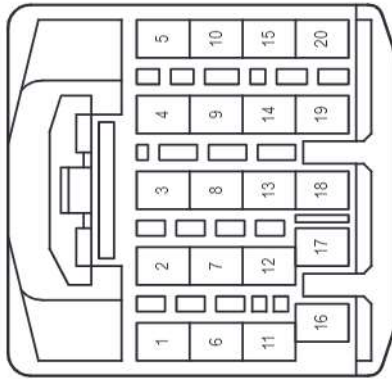
82824-26140

C63
White



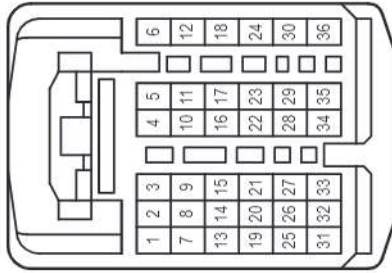
82824-26150

C64
White



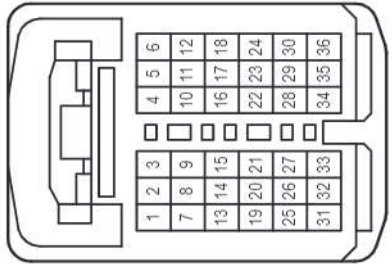
82824-26160

C90
White



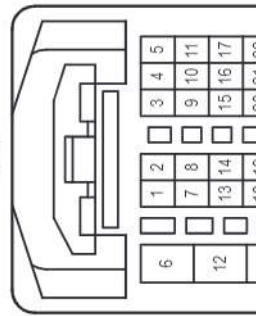
82824-26130

C91
White

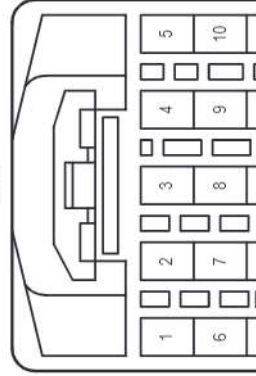


82824-26140

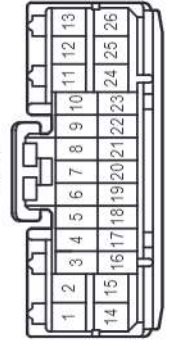
C92
White



C93
White



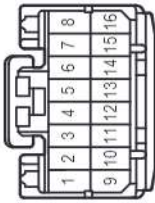
C101
White



90980-11390

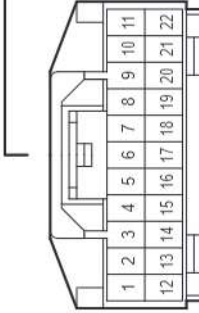
Position of Parts in Instrument Panel (LHD Front Separate Seat) (Before Aug. 2017 Production)

C102
White



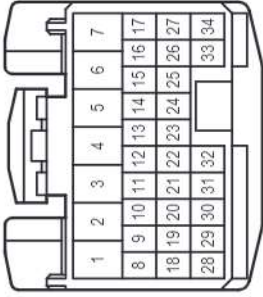
90980-11391

C136
White



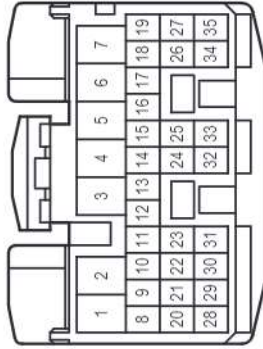
90980-11915

C149
White



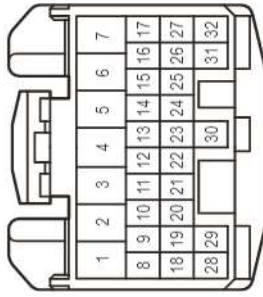
90980-12527

C150
White



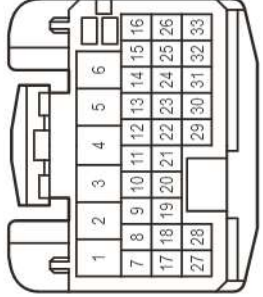
90980-12528

C151
White



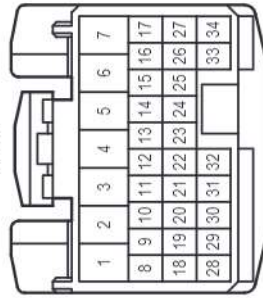
90980-12526

C152
White



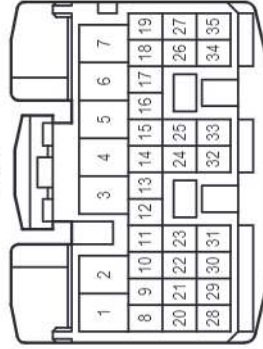
90980-12700

C153
White



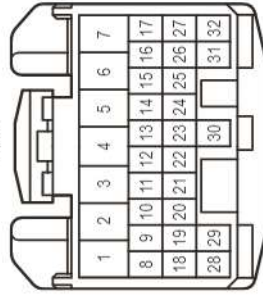
90980-12527

C154
White



90980-12528

C155
White



90980-12526

C161
White



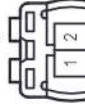
90980-12527

C162
White



90980-12528

F1
Orange

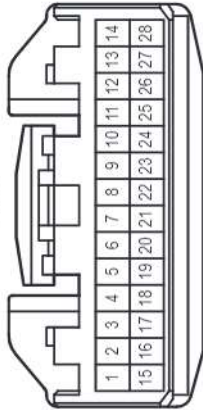


Position of Parts in Instrument Panel (LHD Front Separate Seat) (Before Aug. 2017 Production)

- H 1 Radio Receiver Assembly
- H 2 Display & Navigation Module Display
- H 3 Display & Navigation Module Display
- H 4 Display & Navigation Module Display
- H 5 Display & Navigation Module Display
- H 6 Stereo Component Amplifier Assembly
- H 7 Stereo Component Amplifier Assembly
- H 8 Display & Navigation Module Display
- H 9 Display & Navigation Module Display
- H 10 Front No. 1 Speaker Assembly RH
- H 11 Stereo Component Amplifier Assembly
- H 12 Stereo Component Amplifier Assembly
- H 13 Front No. 1 Speaker Assembly LH
- H 14 Front No. 4 Speaker Assembly
- H 15 Display & Navigation Module Display
- H 16 Multi-Media Module Navigation Assembly
- H 17 Multi-Media Interface ECU
- H 18 Multi-Media Interface ECU
- H 19 Automatic Light Control Sensor
- H 21 Front No. 3 Speaker Assembly RH
- H 22 Front No. 3 Speaker Assembly LH
- H 23 Theft Warning Indicator Light Assembly
- H 24 Junction Connector
- H 25 Junction Connector
- H 26 Junction Connector
- H 28 Radio Receiver Assembly
- H 29 Radio Receiver Assembly
- H 30 Radio Receiver Assembly
- H 31 Stereo Component Amplifier Assembly
- H 32 Accessory Meter Assembly
- H 33 Multi-Media Interface ECU
- H 34 Front No. 2 Speaker Assembly RH
- H 35 Front No. 2 Speaker Assembly LH
- H 36 Radio Receiver Assembly
- H 37 Amplifier Antenna Assembly
- H 38 Radio Receiver Assembly
- H 39 No. 1 Stereo Jack Adapter Assembly
- H 40 Multi-Media Interface ECU

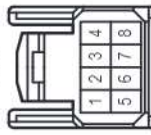
Position of Parts in Instrument Panel (LHD Front Separate Seat) (Before Aug. 2017 Production)

H1
White



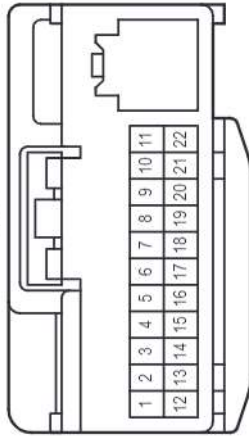
90980-12555

H2
White



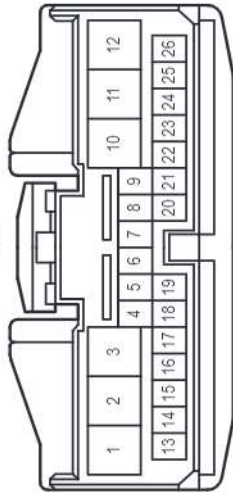
90980-12551

H3
White



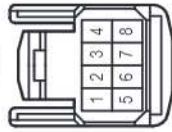
90980-12721

H4
White



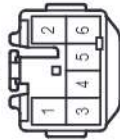
90980-12444

H5
White



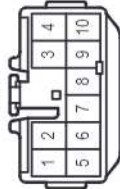
90980-12551

H6
White



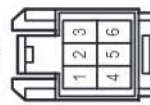
90980-10996

H7
White



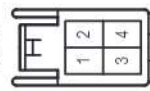
90980-10997

H8
Blue



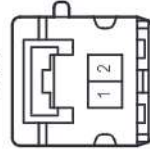
90980-12012

H9
White



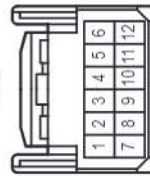
90980-12211

H10
White




90980-12808

H11
White



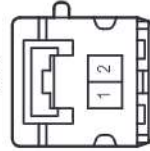
90980-12552

H12
White



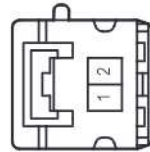
90980-10803

H13
White



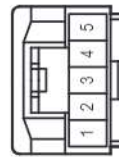
90980-12808

H14
White



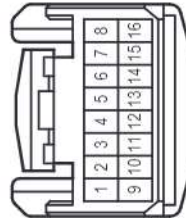
90980-12808

H16
White



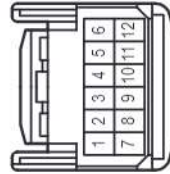
90980-11909

H17
White



90980-12552

H18
Black

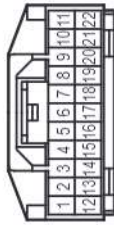


90980-12552

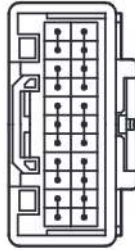
Position of Parts in Instrument Panel (LHD Front Separate Seat) (Before Aug. 2017 Production)

H24

White (Before Aug. 2017 Production) / Blue (From Aug. 2017 Production)



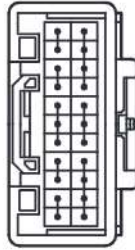
90980-11915



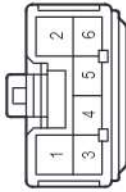
90980-11915

H25

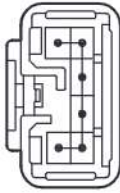
White (Before Aug. 2017 Production) / Blue (From Aug. 2017 Production)



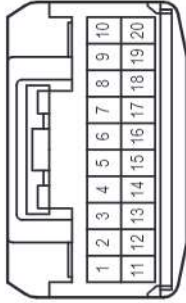
H26
White



90980-10976

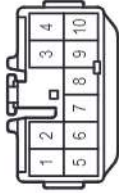


H28
White



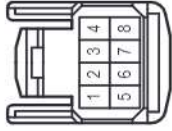
90980-12460

H29
White



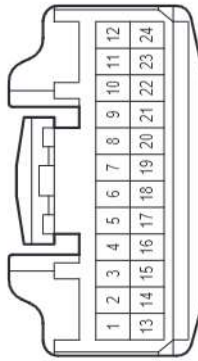
90980-10997

H30
White



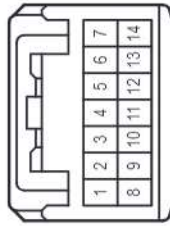
90980-12551

H31
White



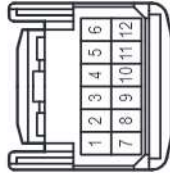
90980-12554

H32
White



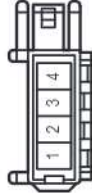
90980-12370

H33
White



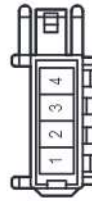
90980-12552

H34
White



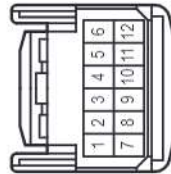
90980-12304

H35
White



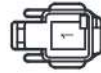
90980-12304

H36
White



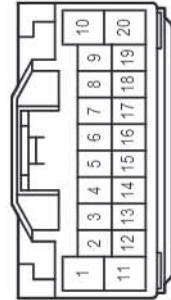
90980-12552

H37
White



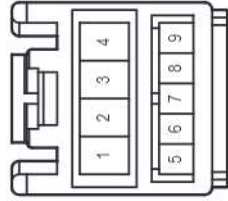
90980-10871

H38
White



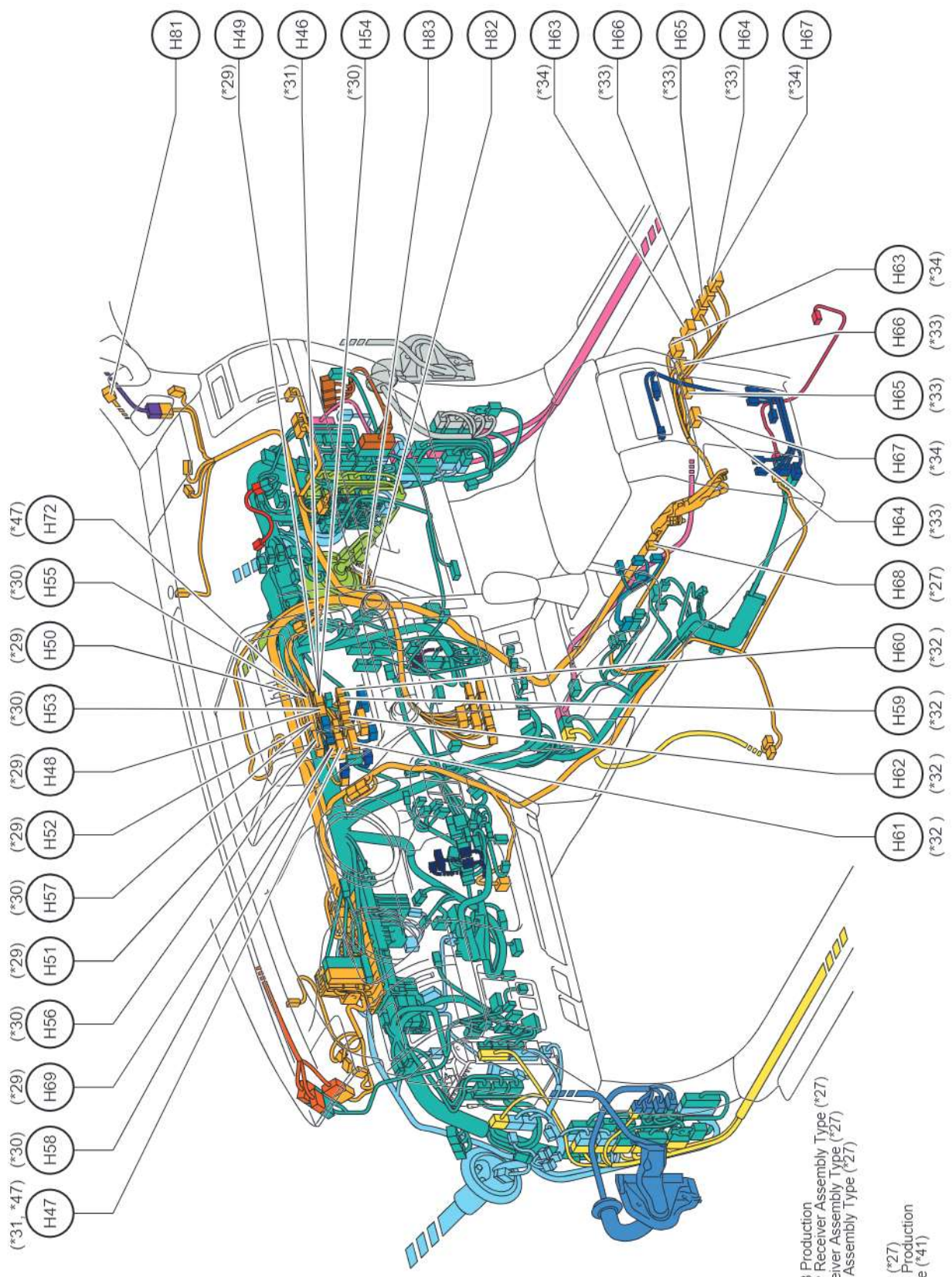
90980-12038

H39
Black



90980-12849

Position of Parts in Instrument Panel (LHD Front Separate Seat) (Before Aug. 2017 Production)

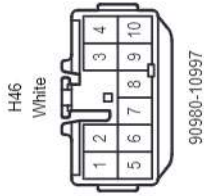


- * 27: From Aug. 2013 Production
- * 29: Radio & Display Receiver Assembly Type (*27)
- * 30: Navigation Receiver Assembly Type (*27)
- * 31: Radio Receiver Assembly Type (*27)
- * 32: China (*27)
- * 33: JBL Type (*27)
- * 34: PIONEER Type (*27)
- * 41: From Jun. 2015 Production
- * 47: Audio Less Type (*41)

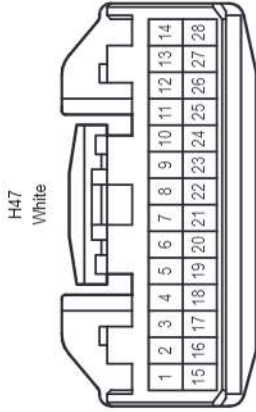
Position of Parts in Instrument Panel (LHD Front Separate Seat) (Before Aug. 2017 Production)

- H 46 Radio Receiver Assembly
- H 47 Radio Receiver Assembly
- H 48 Radio & Display Receiver Assembly
- H 49 Radio & Display Receiver Assembly
- H 50 Radio & Display Receiver Assembly
- H 51 Radio & Display Receiver Assembly
- H 52 Radio & Display Receiver Assembly
- H 53 Navigation Receiver Assembly
- H 54 Navigation Receiver Assembly
- H 55 Navigation Receiver Assembly
- H 56 Navigation Receiver Assembly
- H 57 Navigation Receiver Assembly
- H 58 Navigation Receiver Assembly
- H 59 Navigation Receiver Assembly
- H 60 Navigation Receiver Assembly
- H 61 Navigation Receiver Assembly
- H 62 Navigation Receiver Assembly
- H 63 Stereo Component Amplifier Assembly
- H 64 Stereo Component Amplifier Assembly
- H 65 Stereo Component Amplifier Assembly
- H 66 Stereo Component Amplifier Assembly
- H 67 Stereo Component Amplifier Assembly
- H 68 No. 1 Stereo Jack Adapter Assembly
- H 69 Radio & Display Receiver Assembly
- H 72 Radio Receiver Assembly
- H 81 Antenna Cord Sub-Assembly
- H 82 Telematics Transceiver
- H 83 Telematics Transceiver

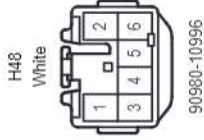
Position of Parts in Instrument Panel (LHD Front Separate Seat) (Before Aug. 2017 Production)



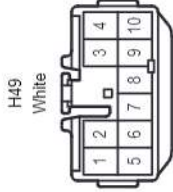
90980-10997



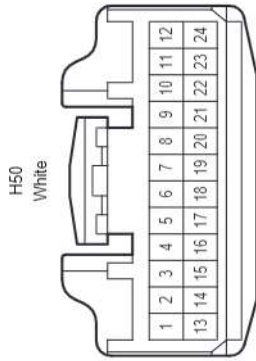
90980-12555



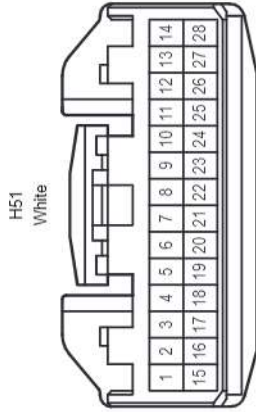
90980-10996



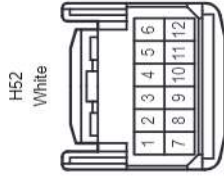
90980-10997



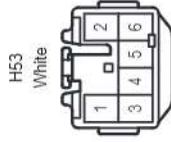
90980-12554



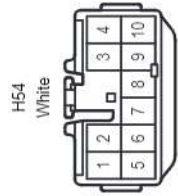
90980-12555



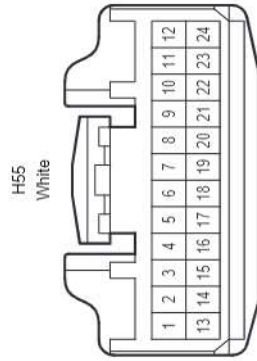
90980-12552



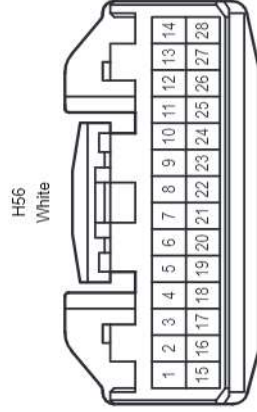
90980-10996



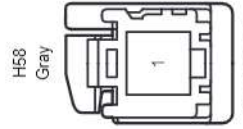
90980-10997



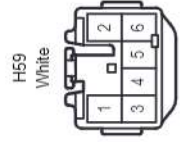
90980-12554



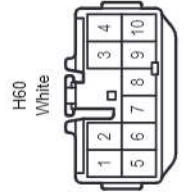
90980-12555



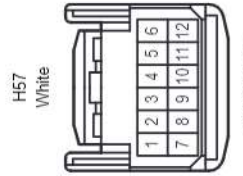
90980-12A52



90980-10996

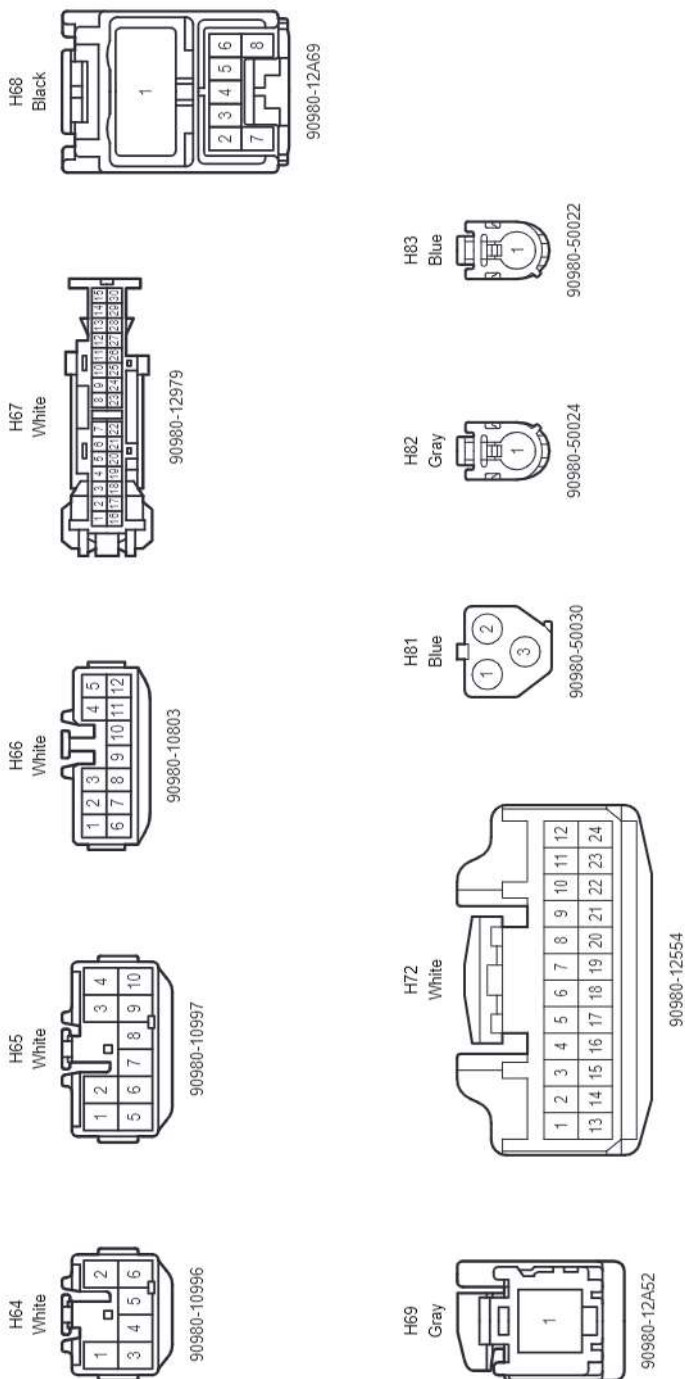


90980-10997



90980-12552

Position of Parts in Instrument Panel (LHD Front Separate Seat) (Before Aug. 2017 Production)

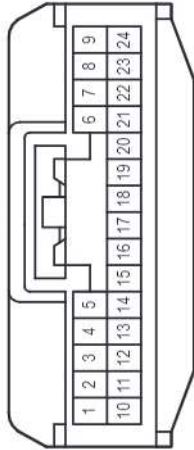


Position of Parts in Instrument Panel (LHD Front Separate Seat) (Before Aug. 2017 Production)

I	1	Clearance Warning ECU Assembly
I	2	Parking Assist ECU
I	3	Parking Assist ECU
I	5	Parking Assist ECU
I	6	Parking Assist ECU
I	7	Parking Assist ECU
Q	1	Airbag Sensor Assembly
R	1	Airbag Sensor Assembly
R	19	Suspension Control ECU
T	1	Video Adapter Terminal
T	2	Headphone Terminal RH
T	3	A/C Control Assembly
T	4	Headphone Terminal LH
T	5	Power Outlet Socket Assembly
T	6	Cooling Box Assembly
T	7	A/C Control Assembly
i	1	No. 1 Indoor Electrical Key Antenna Assembly
i	2	Power Point Socket Assembly
i	3	Seat Heater Switch RH
i	4	Seat Heater Switch LH
i	5	Refreshing Seat Switch RH
i	6	Refreshing Seat Switch LH
s	1	No. 2 Indoor Electrical Key Antenna Assembly
y	1	Hazard Warning Signal Switch Assembly
z	1	A/C Amplifier Assembly , A/C Blower Assembly
z	5	Driver Side Squib Circuit , Spiral Cable Sub-Assembly
z	6	Driver Side Squib 2nd Step Circuit , Spiral Cable Sub-Assembly
z	7	Cruise Control Main Switch , Spiral Cable Sub-Assembly , Steering Pad Switch Assembly
z	8	Spiral Cable Sub-Assembly , Steering Pad Switch Assembly
z	10	Radio & Display Receiver Assembly
z	11	Navigation ECU Assembly
z	12	Radio & Display Receiver Assembly
z	13	Navigation ECU Assembly
z	14	Steering Wheel Heater Control Assembly , Spiral Cable Sub-Assembly

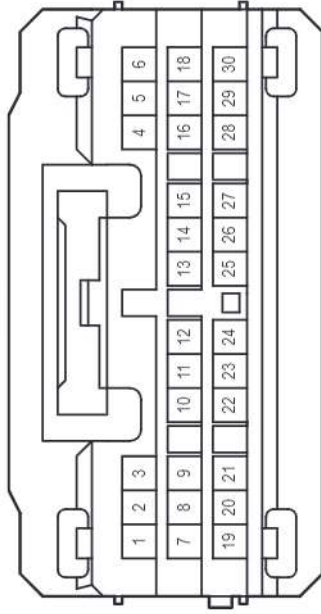
Position of Parts in Instrument Panel (LHD Front Separate Seat) (Before Aug. 2017 Production)

I1
White



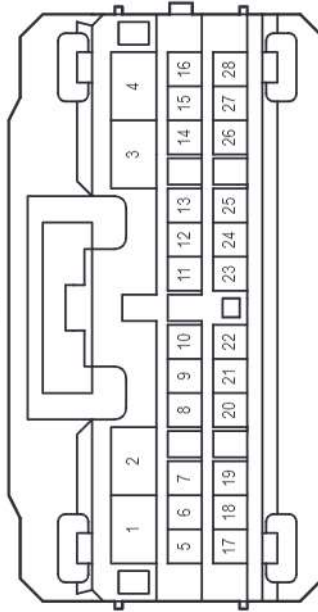
90980-12404

I2
White



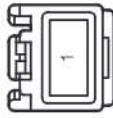
90980-12761

I3
White



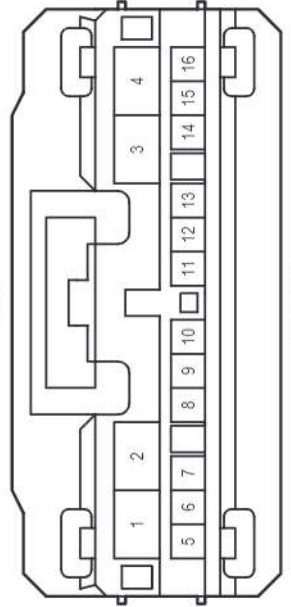
90980-12760

I5
White



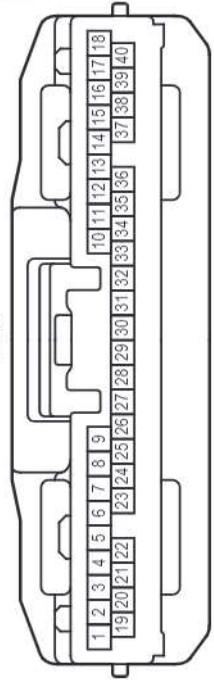
90980-12596

I6
White



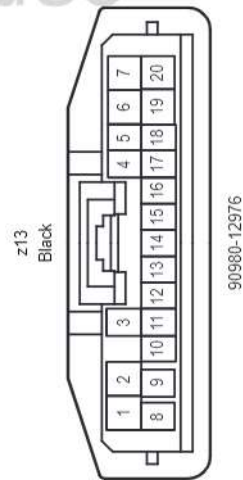
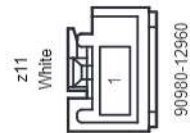
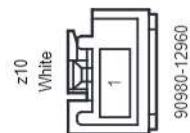
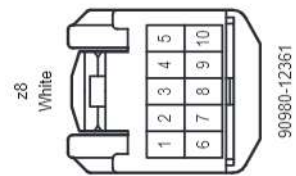
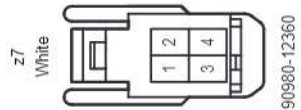
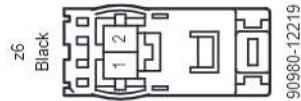
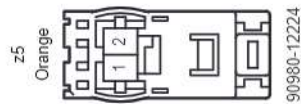
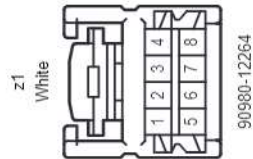
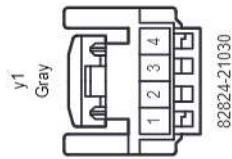
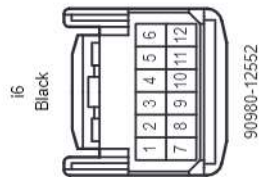
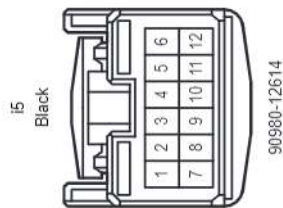
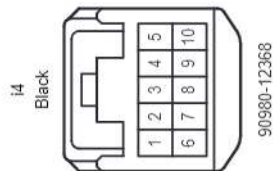
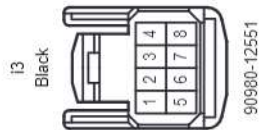
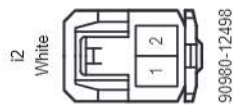
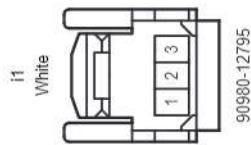
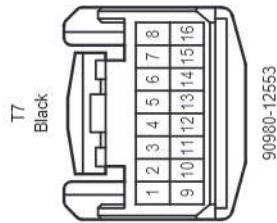
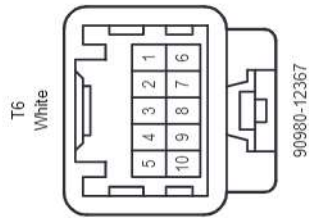
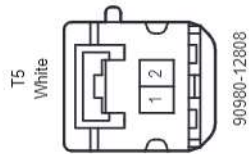
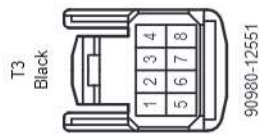
90980-12763

I7
Black



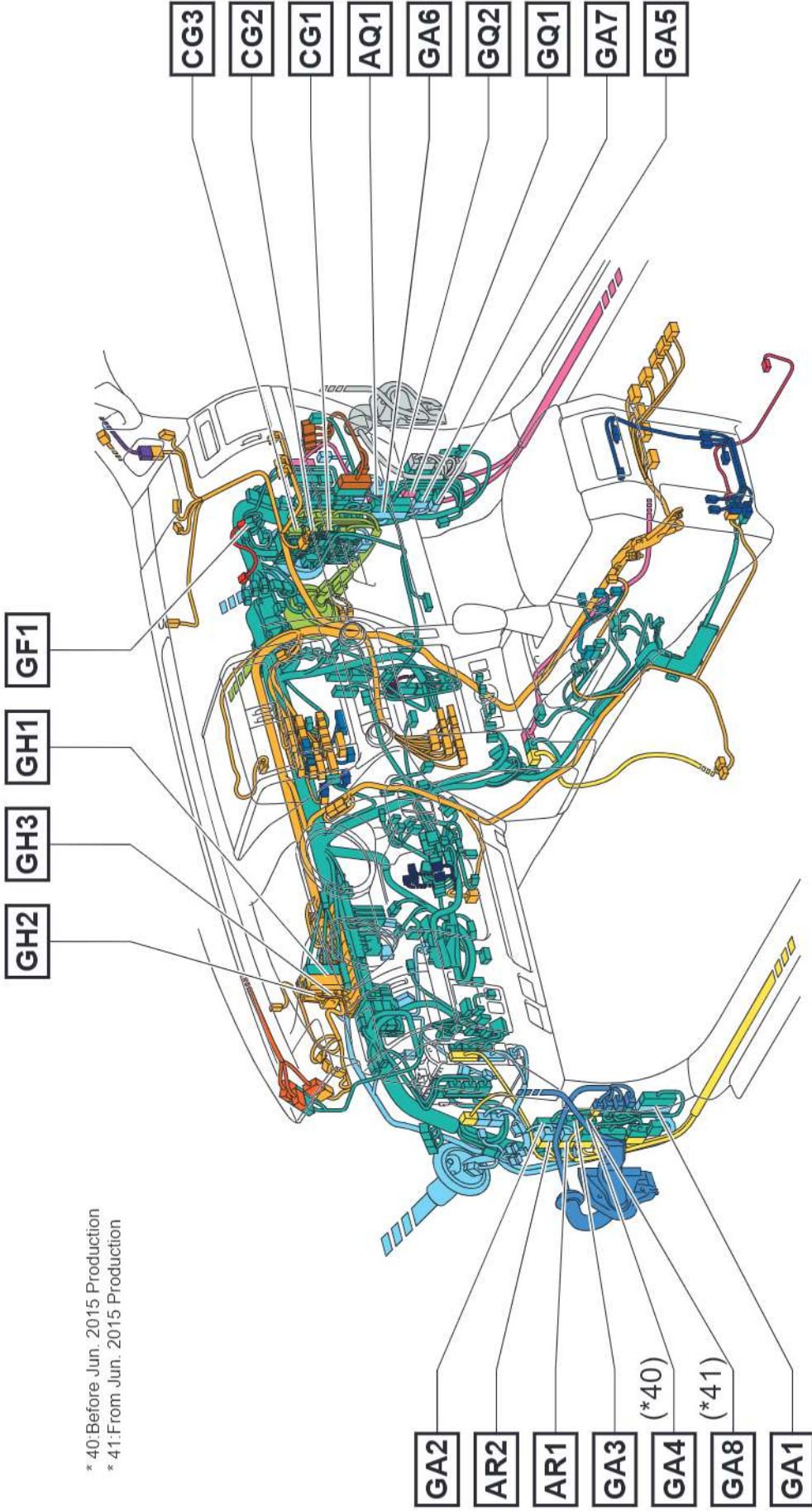
82824-30450

Position of Parts in Instrument Panel (LHD Front Separate Seat) (Before Aug. 2017 Production)



cardiagn.com

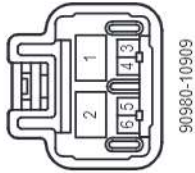
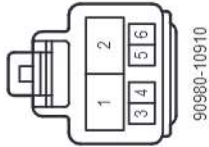
Wire and Wire in Instrument Panel (LHD Front Separate Seat) (Before Aug. 2017 Production)



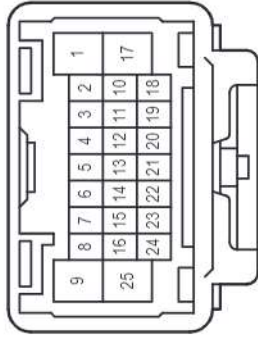
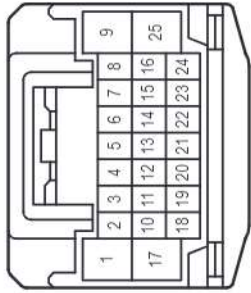
* 40: Before Jun. 2015 Production
 * 41: From Jun. 2015 Production

Wire and Wire in Instrument Panel (LHD Front Separate Seat) (Before Aug. 2017 Production)

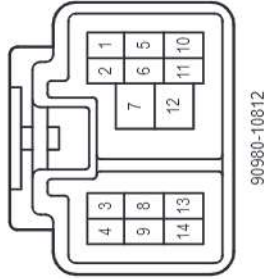
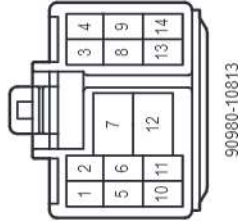
AQ1
White



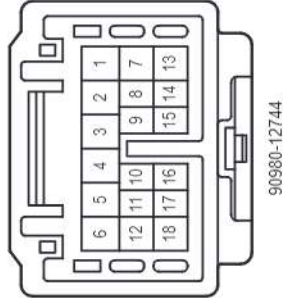
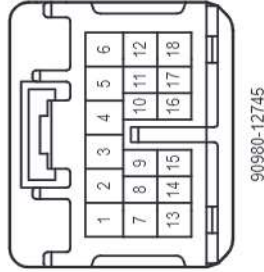
AR1
White



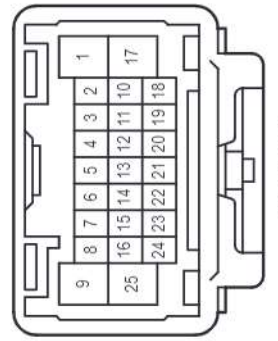
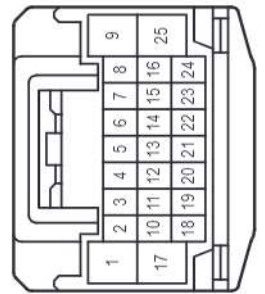
AR2
Gray



CG1
White

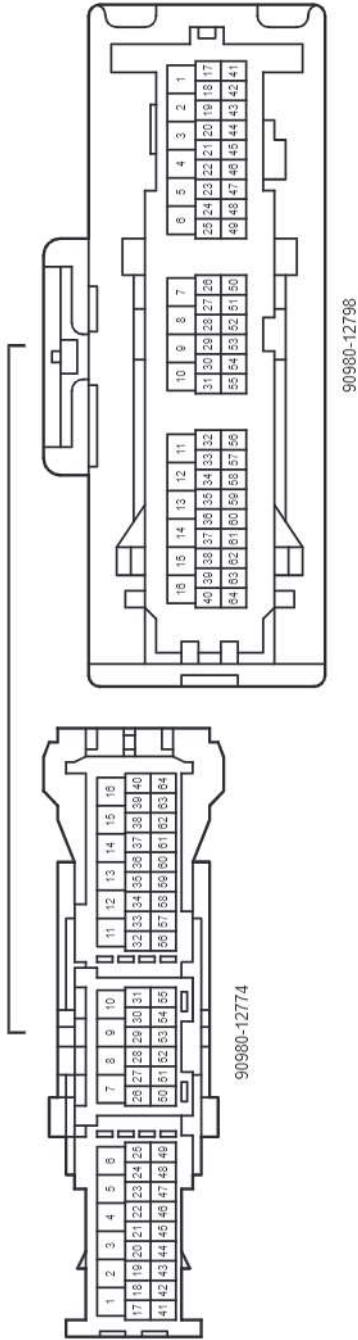


CG2
White

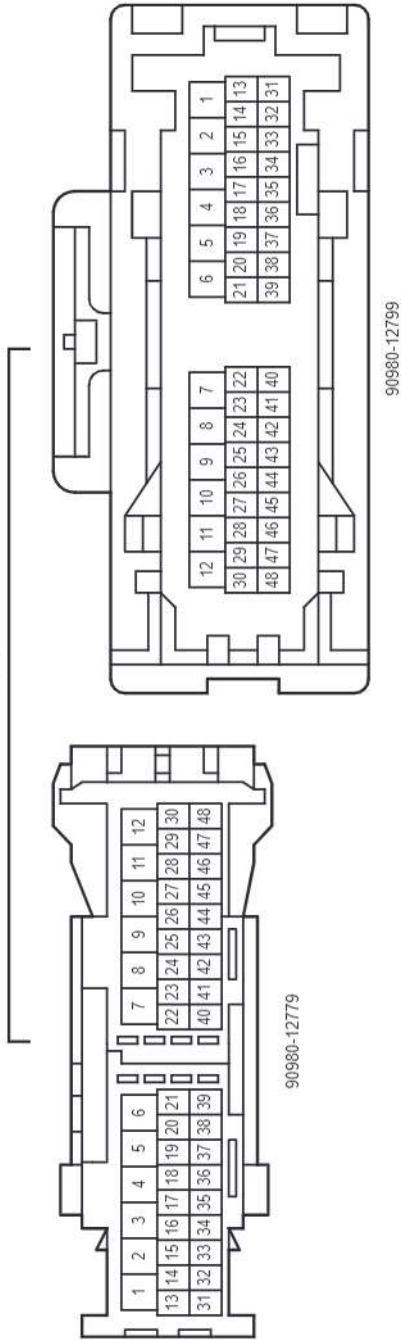


Wire and Wire in Instrument Panel (LHD Front Separate Seat) (Before Aug. 2017 Production)

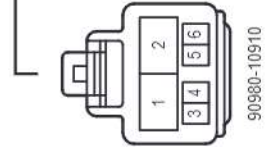
GA1
White



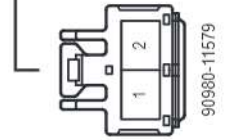
GA2
White



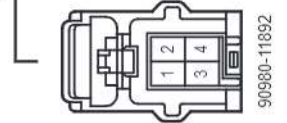
GA3
Black



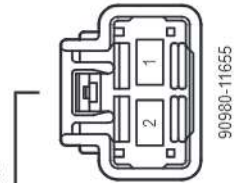
GA4
White



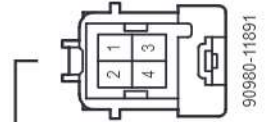
GA5
Yellow



GA4
White

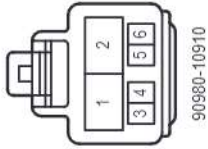


GA5
Yellow

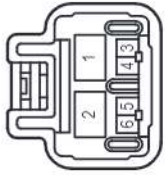


Wire and Wire in Instrument Panel (LHD Front Separate Seat) (Before Aug. 2017 Production)

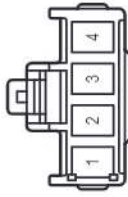
[GA7] Black



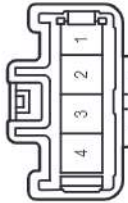
90980-10910



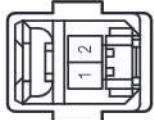
90980-10909



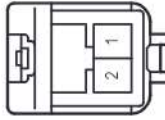
90980-10867



90980-10866



90980-11884

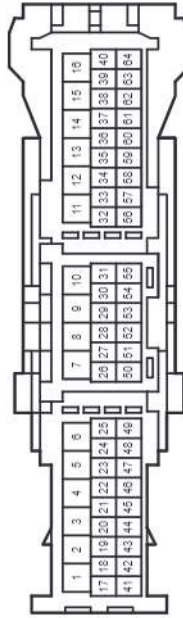


90980-11992

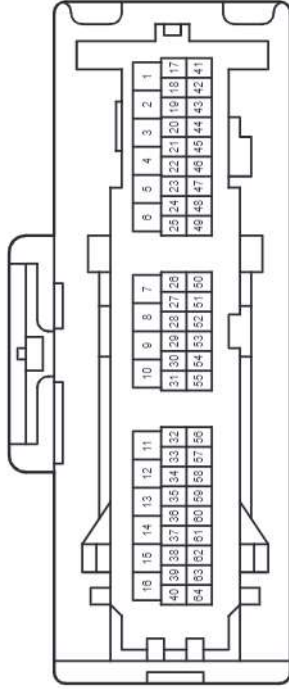
[GA8] White

[GF1] Yellow

[GH1] White



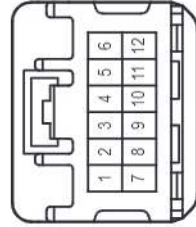
90980-12774



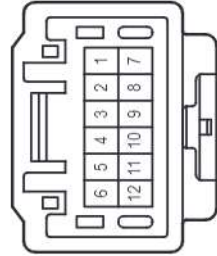
90980-12798

[GH2] White

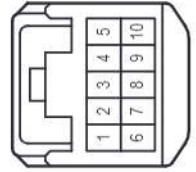
[GH3] Gray



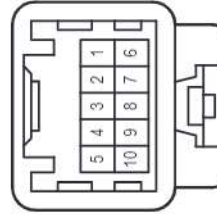
90980-12737



90980-12736



90980-12368

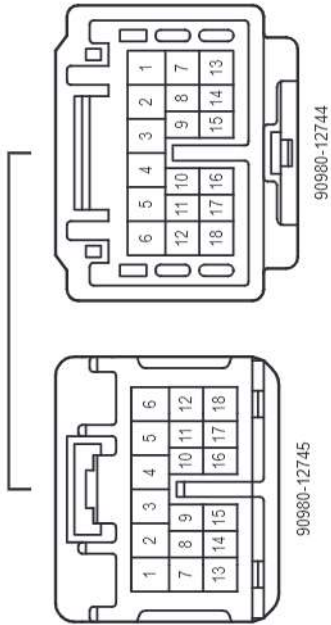


90980-12367

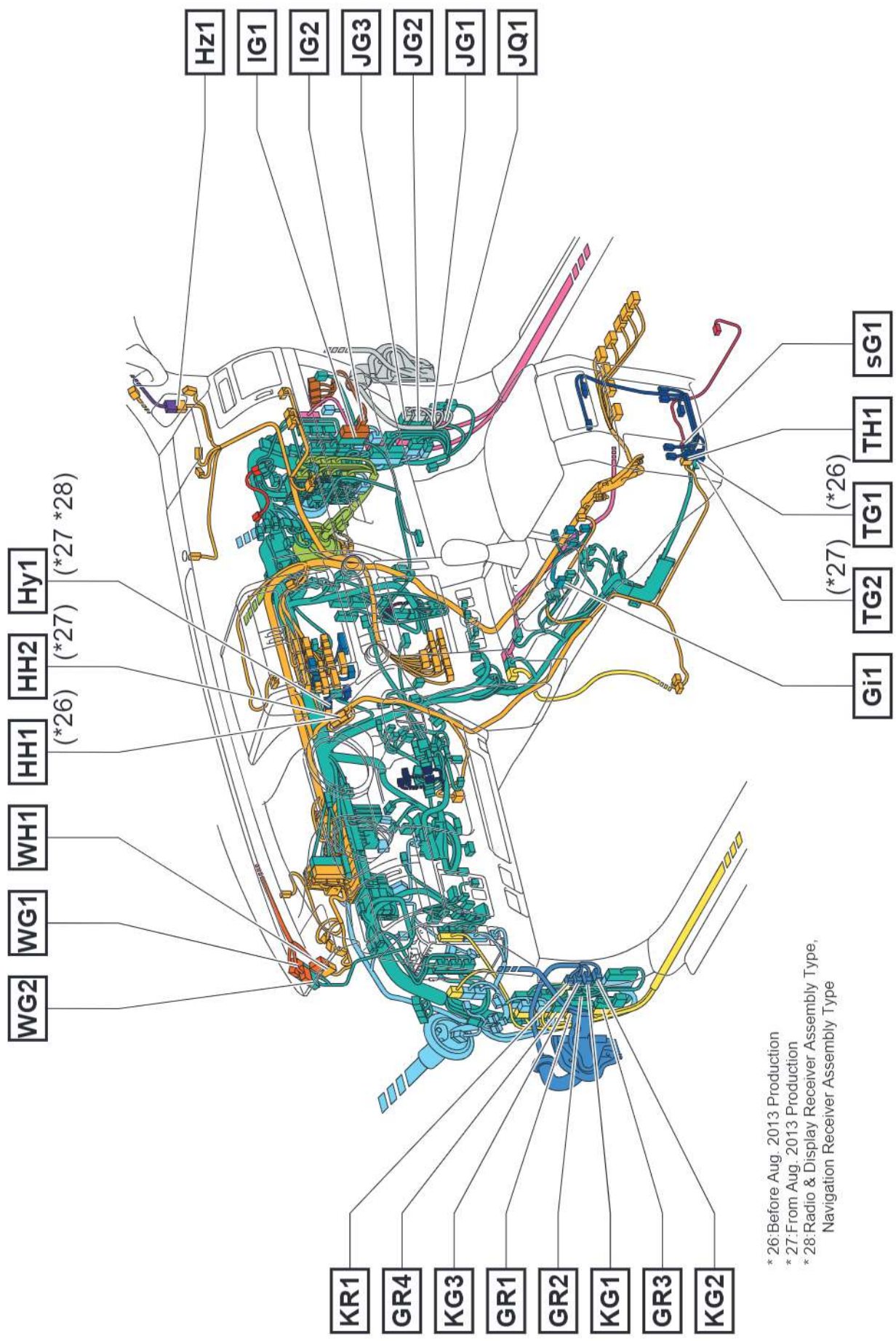
[GQ1] White

Wire and Wire in Instrument Panel (LHD Front Separate Seat) (Before Aug. 2017 Production)

GQ2
White



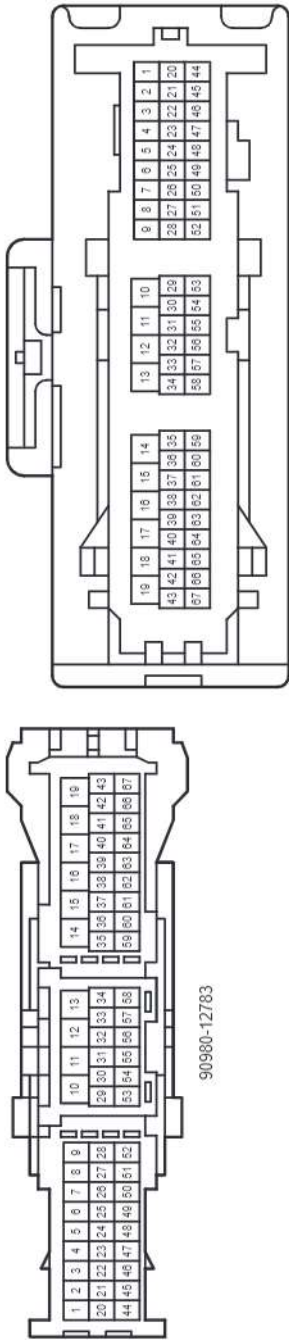
Wire and Wire in Instrument Panel (LHD Front Separate Seat) (Before Aug. 2017 Production)



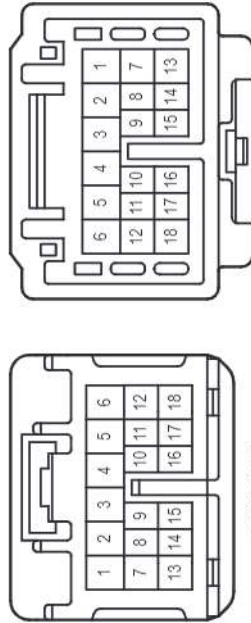
* 26: Before Aug. 2013 Production
 * 27: From Aug. 2013 Production
 * 28: Radio & Display Receiver Assembly Type,
 Navigation Receiver Assembly Type

Wire and Wire in Instrument Panel (LHD Front Separate Seat) (Before Aug. 2017 Production)

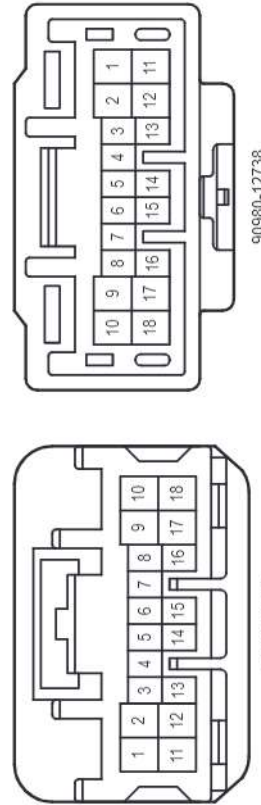
GR1
White



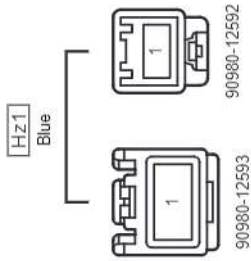
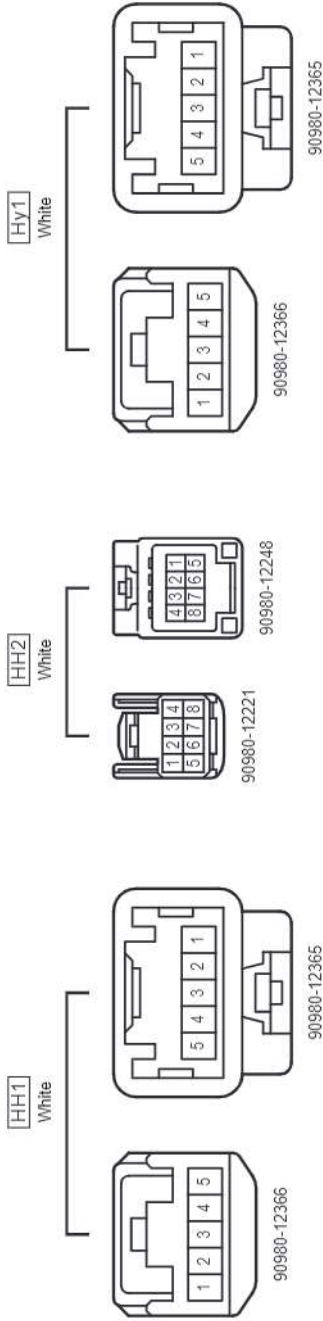
GR2
Gray



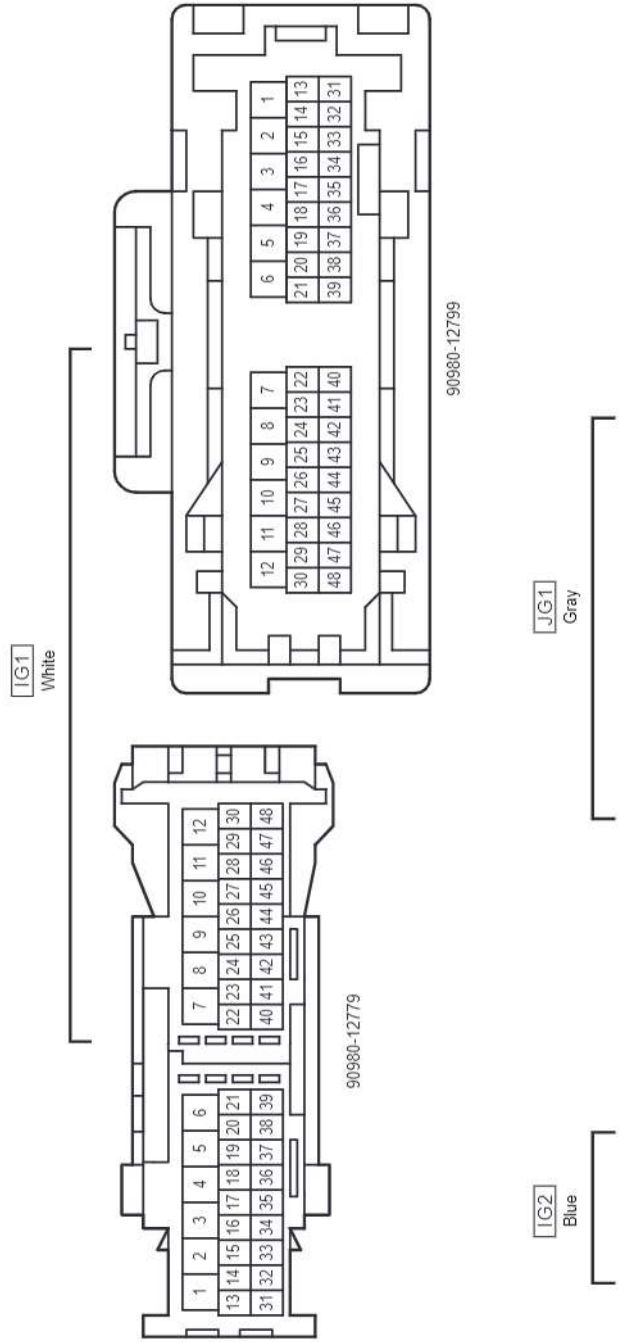
GR3
Blue



Wire and Wire in Instrument Panel (LHD Front Separate Seat) (Before Aug. 2017 Production)



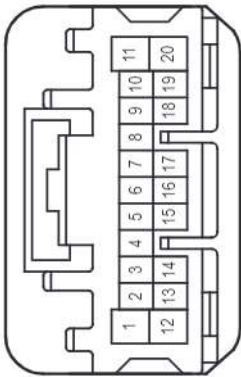
cardiagn.com



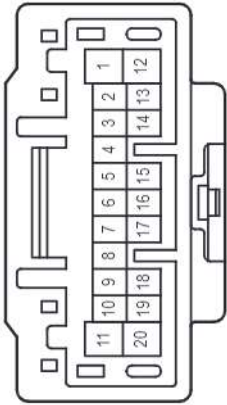
Wire and Wire in Instrument Panel (LHD Front Separate Seat) (Before Aug. 2017 Production)

cardiagn.com

JG2
White

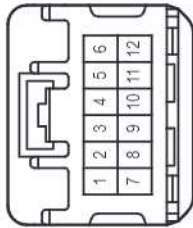


90980-12741

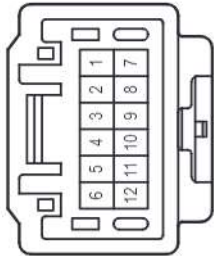


90980-12740

JG3
Black

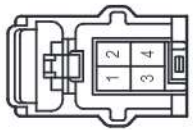


90980-12737

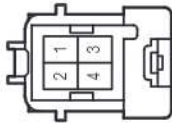


90980-12736

JQ1
Yellow

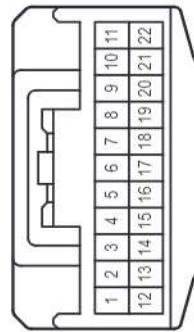


90980-11892

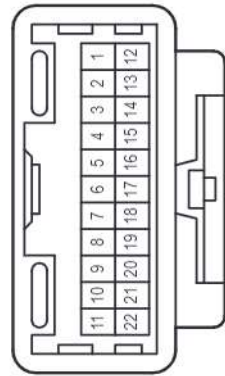


90980-11891

KG1
Gray



90980-12372



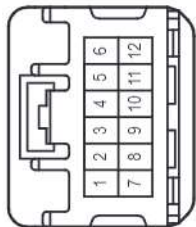
90980-12371

KG2
White

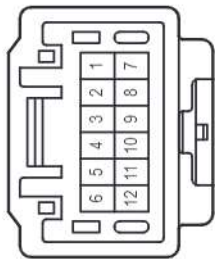


Wire and Wire in Instrument Panel (LHD Front Separate Seat) (Before Aug. 2017 Production)

KG3
Black

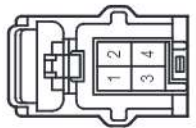


90980-12737

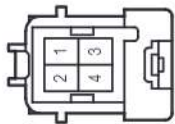


90980-12736

KR1
Yellow

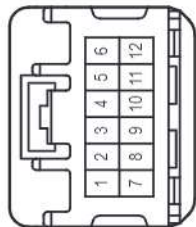


90980-11892

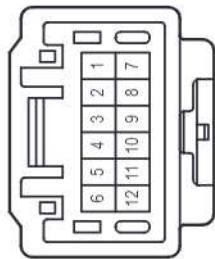


90980-11891

TG1
White

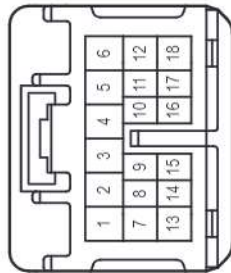


90980-12737

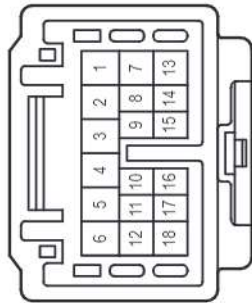


90980-12736

TG2
White

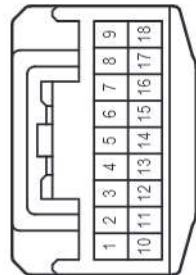


90980-12745

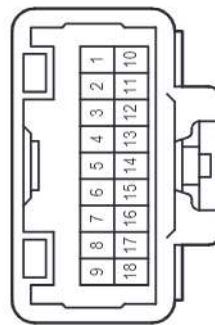


90980-12744

TH1
White



90980-12412

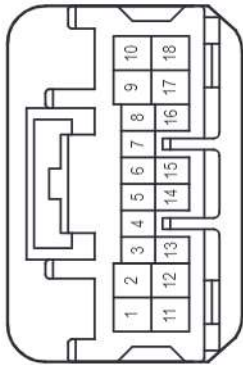


90980-12411

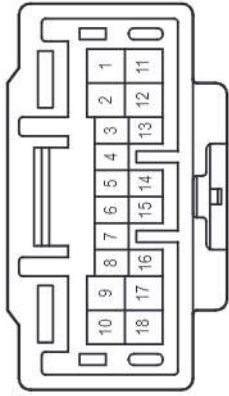
WG1
White

Wire and Wire in Instrument Panel (LHD Front Separate Seat) (Before Aug. 2017 Production)

WG2
White

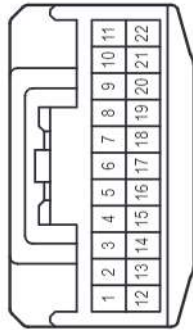


90980-12739

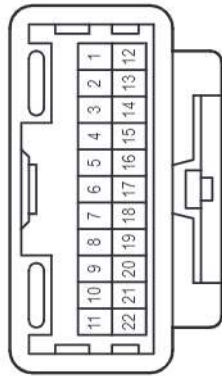


90980-12738

WH1
Gray

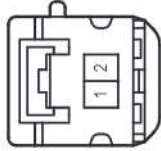


90980-12372

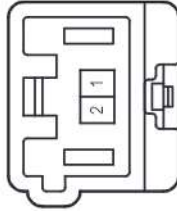


90980-12371

SG1
White

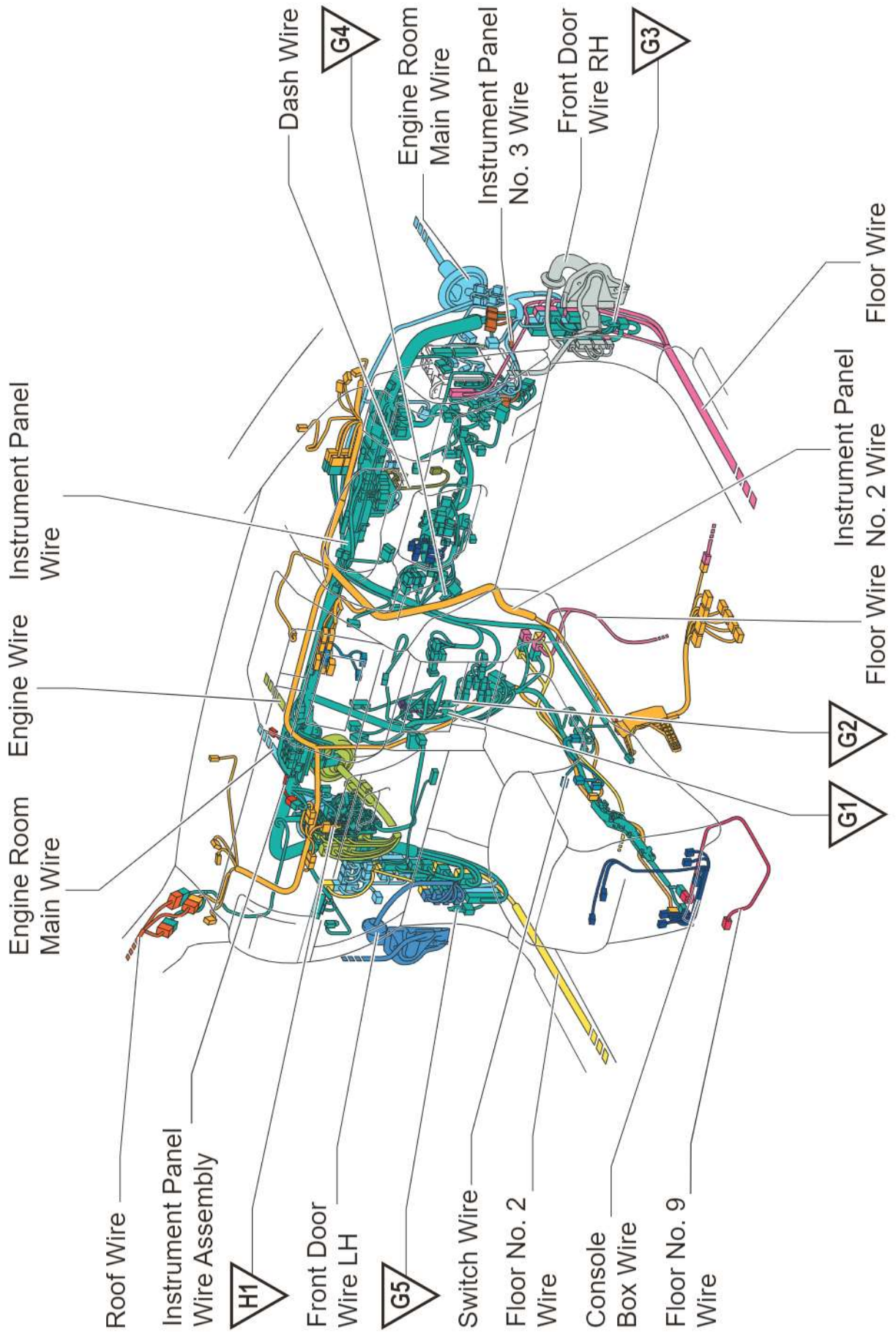


90980-12808



90980-12807

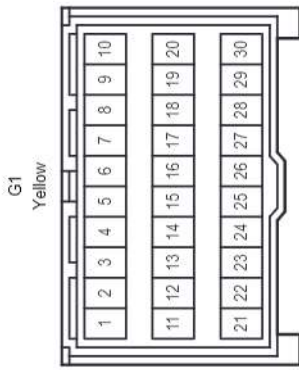
Ground Points in Instrument Panel (RHD Front Separate Seat) (From Aug. 2017 Production)



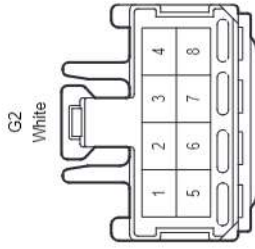
Position of Parts in Instrument Panel (RHD Front Separate Seat) (From Aug. 2017 Production)

- G 1 Airbag Sensor Assembly
- G 2 Ignition or Starter Switch Assembly
- G 3 Un-Lock Warning Switch Assembly
- G 6 Combination Meter Assembly
- G 7 Combination Meter Assembly
- G 8 Turn Signal Flasher Assembly
- G 11 Outer Mirror Switch Assembly
- G 16 Trip Switch
- G 18 Transfer Position Switch
- G 21 Headlight Leveling Switch
- G 23 Integration Control and Panel Assembly
- G 24 A/C Amplifier Assembly
- G 25 A/C Amplifier Assembly
- G 26 Front Blower with Fan Motor Sub-Assembly
- G 27 Intake Air Temperature Sensor
- G 28 Quick Heater Assembly
- G 32 Lower No. 1 Instrument Panel Airbag Assembly
- G 35 Steering Lock Actuator Assembly
- G 41 Spiral Cable Sub-Assembly
- G 42 Windshield Wiper Switch Assembly
- G 43 Windshield Wiper Switch Assembly
- G 44 Headlight Dimmer Switch Assembly
- G 45 Shift Lock Control ECU Sub-Assembly
- G 46 Power Steering ECU Assembly
- G 47 Transmission Control Switch
- G 48 DLC3
- G 53 Four Wheel Drive Control ECU
- G 54 Four Wheel Drive Control ECU
- G195 Combination Meter Assembly
- G196 Outer Mirror Switch Assembly
- G304 Combination Meter Assembly
- G305 Combination Switch Assembly

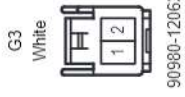
Position of Parts in Instrument Panel (RHD Front Separate Seat) (From Aug. 2017 Production)



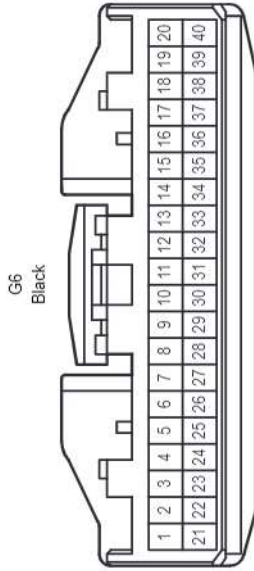
90980-12391



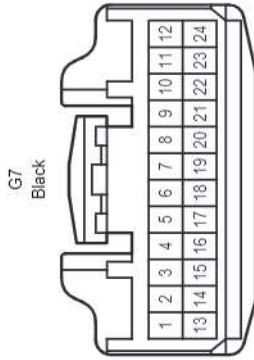
90980-11615



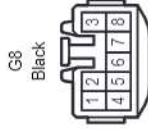
90980-12063



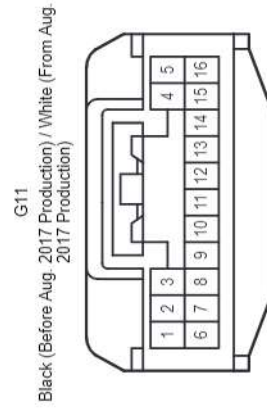
90980-12557



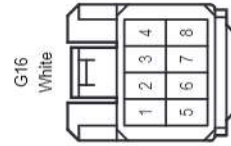
90980-12554



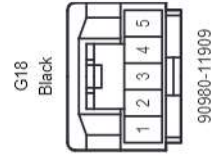
90980-10799



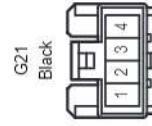
90980-12423



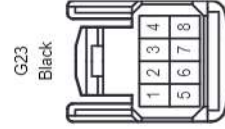
90980-12113



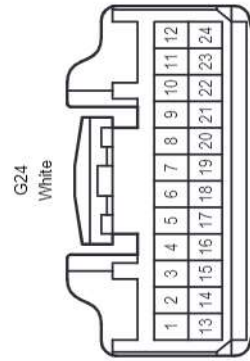
90980-11909



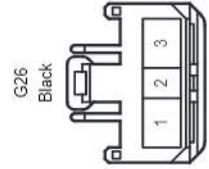
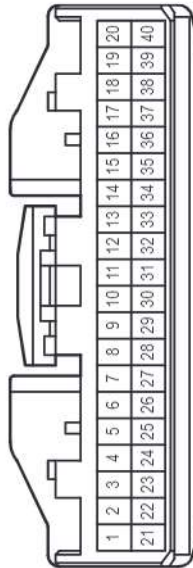
90980-11950



90980-12551

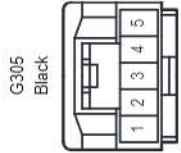
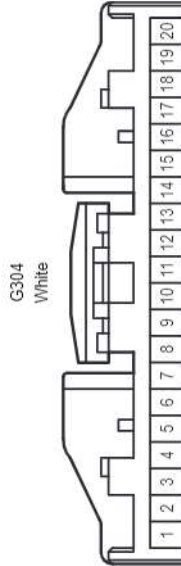
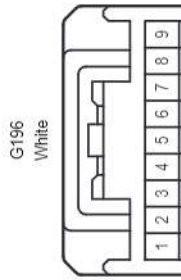
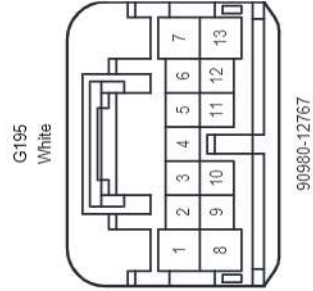
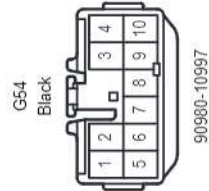
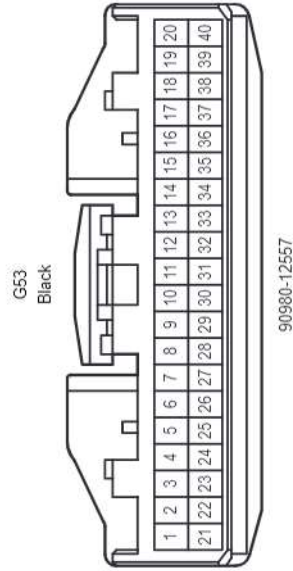
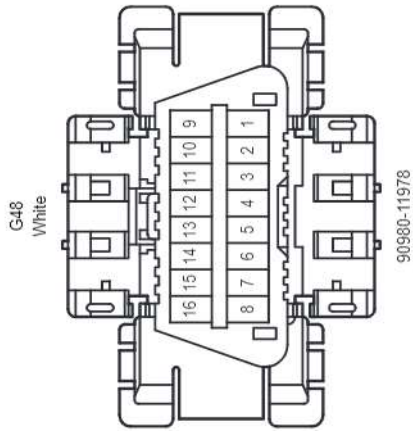
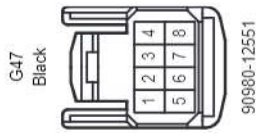
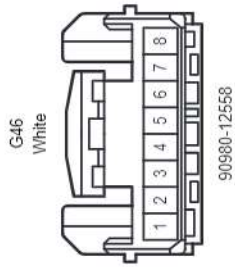
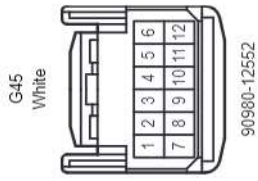
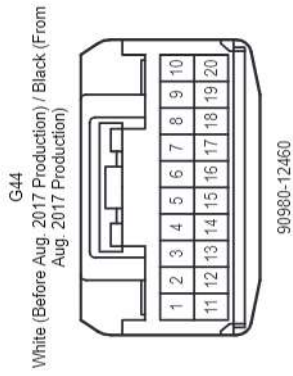
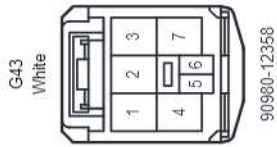
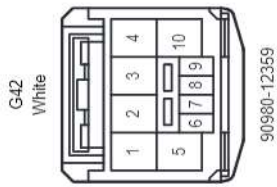


G25
White



90980-11667

Position of Parts in Instrument Panel (RHD Front Separate Seat) (From Aug. 2017 Production)

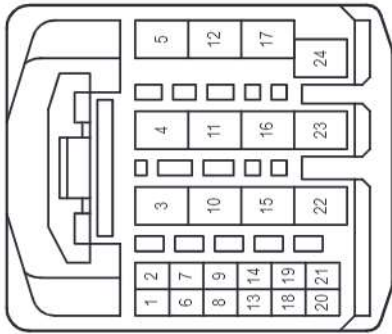


Position of Parts in Instrument Panel (RHD Front Separate Seat) (From Aug. 2017 Production)

G 55	ECM
G 56	ECM
G 57	ECM
G 58	ECM
G 63	Main Body ECU
G 64	Main Body ECU
G 65	Main Body ECU
G 69	Transmission Control ECU Assembly
G 70	Transmission Control ECU Assembly
G 71	Transmission Control ECU Assembly
G 73	Airbag Cut Off Switch Cylinder Sub-Assembly
G 74	Transponder Key ECU Assembly
G 77	Parking Brake Switch Assembly
G104	Junction Connector
G105	Junction Connector
G106	Junction Connector
G107	Junction Connector
G122	Power Tilt Motor
G123	Stabilizer Control ECU
G153	Tire Pressure Warning Reset Switch
G156	Combination Switch Assembly
G160	Clearance Warning Indicator Assembly
G161	No. 1 Clearance Warning Buzzer
G171	Diode (Shift Position No. 1)
G172	Diode (Shift Position No. 2)
G176	Idle Up Switch
G178	Quick Heater Assembly
G179	Quick Heater Assembly
G182	ECM
G183	ECM
G184	ECM
G185	ECM
G188	Room Light Switch Assembly
G189	Transponder Key Coil
G191	DPF Switch Assembly
G216	Main Body ECU
G217	Main Body ECU
G218	Main Body ECU

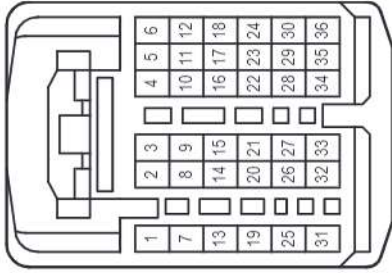
Position of Parts in Instrument Panel (RHD Front Separate Seat) (From Aug. 2017 Production)

G55
White



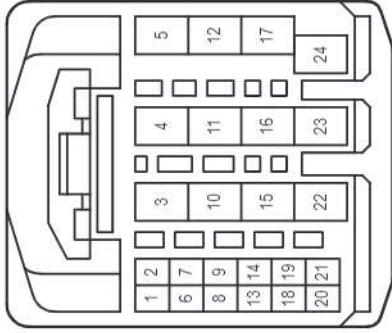
82824-26110

G56
White



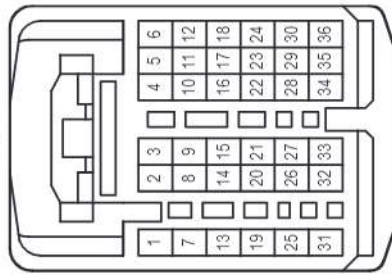
82824-26120

G57
White



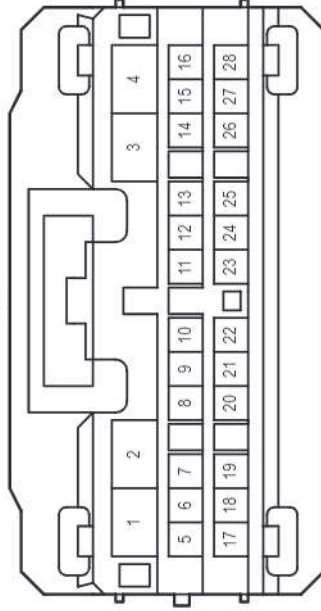
82824-26110

G58
White



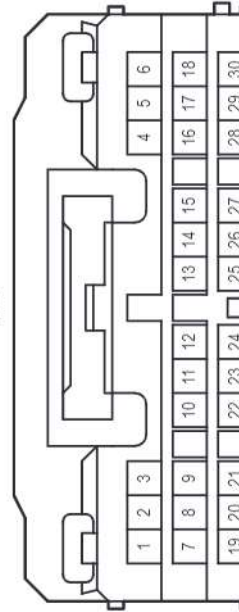
82824-26120

G63
White

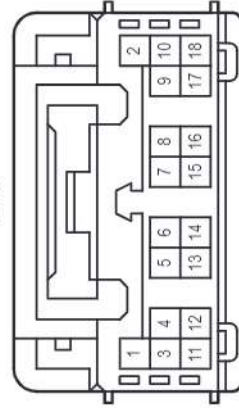


90980-12793

G64
White



G65
White

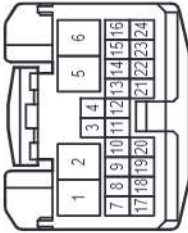


Position of Parts in Instrument Panel (RHD Front Separate Seat) (From Aug. 2017 Production)

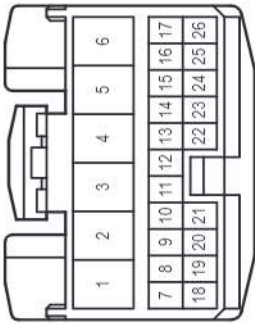
G73
White
90980-12063



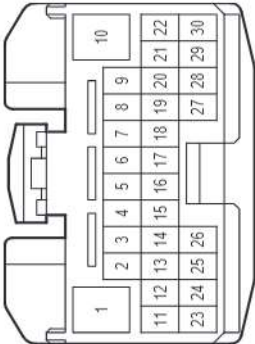
G71
White
90980-12560



G70
White
90980-12561



G69
White
90980-12562

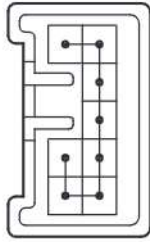
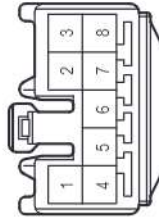


G77
White
90980-10871

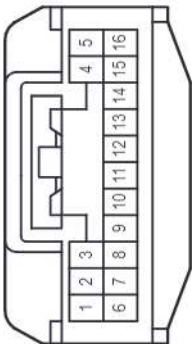


G104

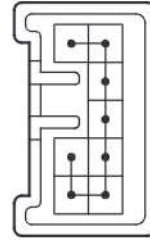
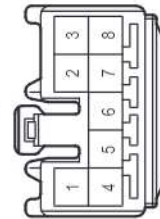
White (Before Aug. 2017 Production) / Gray (From Aug. 2017 Production)



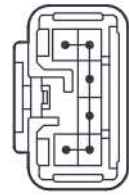
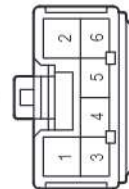
G74
Black
90980-12423



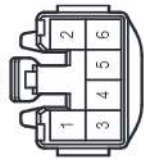
G106
White (Before Aug. 2017 Production) / Gray (From Aug. 2017 Production)



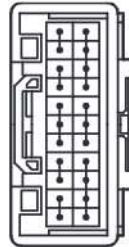
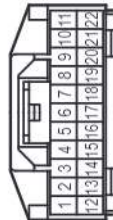
G105
White
90980-10976



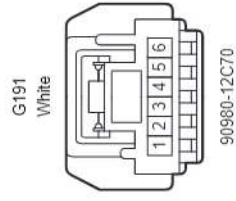
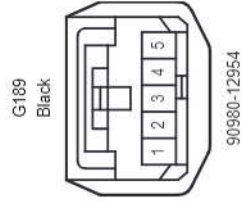
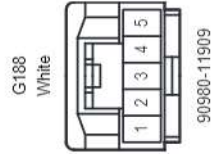
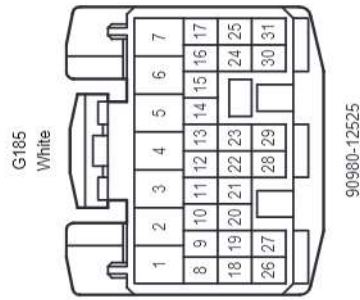
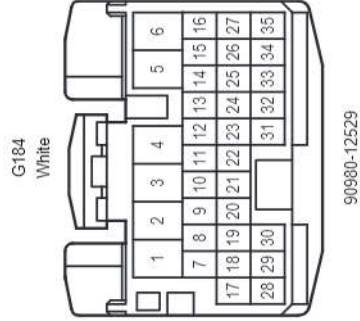
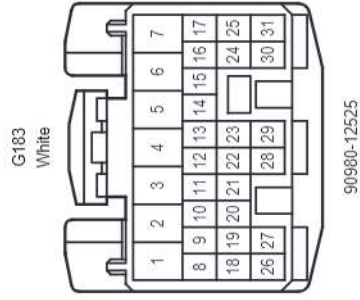
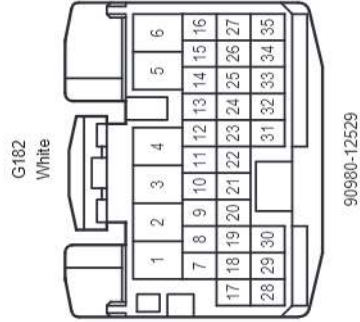
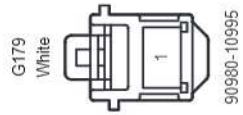
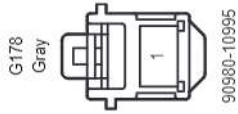
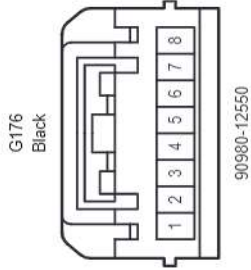
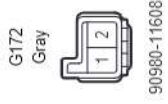
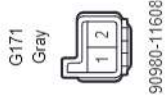
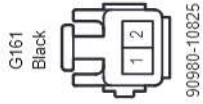
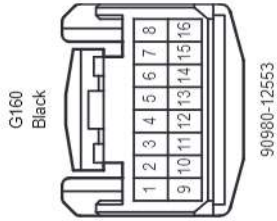
G122
White
90980-10797



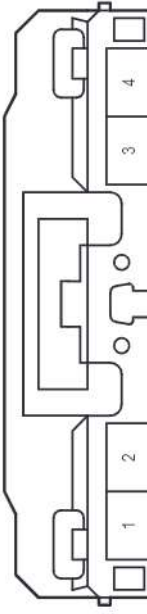
G107
Blue
90980-11915



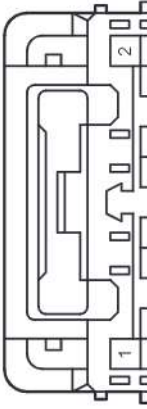
Position of Parts in Instrument Panel (RHD Front Separate Seat) (From Aug. 2017 Production)



G216
White

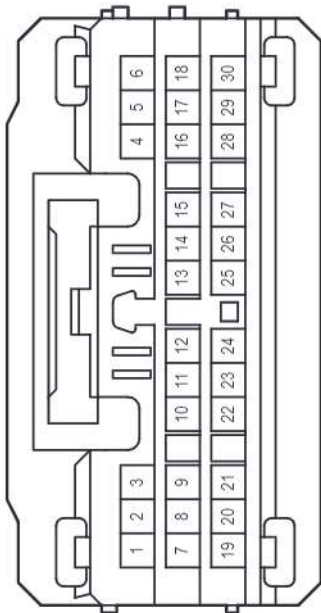


G217
White



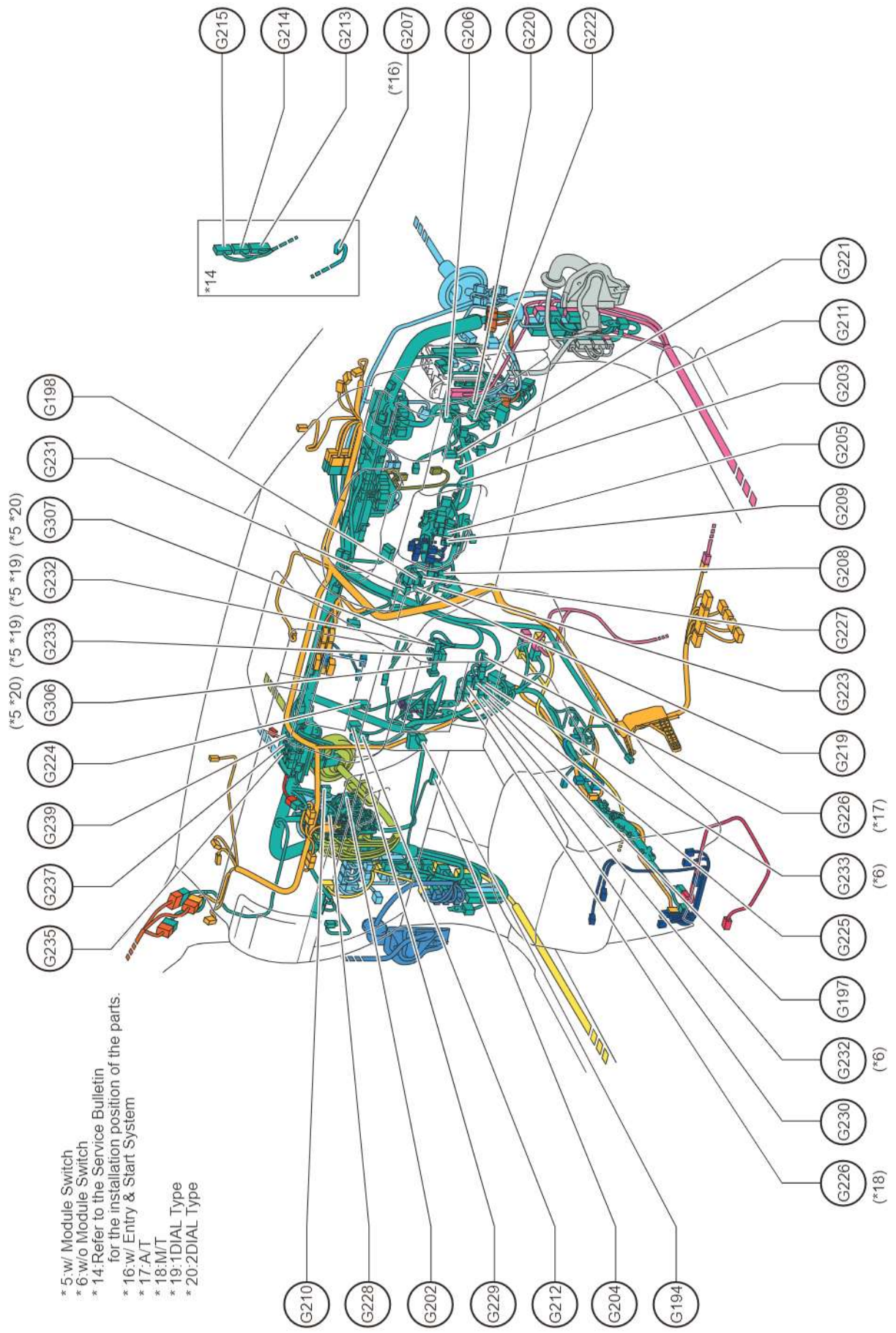
Position of Parts in Instrument Panel (RHD Front Separate Seat) (From Aug. 2017 Production)

G218
White



90980-12909

Position of Parts in Instrument Panel (RHD Front Separate Seat) (From Aug. 2017 Production)



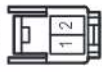
- * 5:w/ Module Switch
- * 6:w/o Module Switch
- * 14: Refer to the Service Bulletin for the installation position of the parts.
- * 16:w/ Entry & Start System
- * 17:AVT
- * 18:M/T
- * 19:1DIAL Type
- * 20:2DIAL Type

Position of Parts in Instrument Panel (RHD Front Separate Seat) (From Aug. 2017 Production)

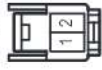
G194	Telltale Light Assembly
G197	Refreshing Seat Switch
G198	Back Sonar or Clearance Sonar Switch Assembly
G202	Glove Box Light
G203	Interior Foot Light RH
G204	Interior Foot Light LH
G205	Steering Sensor
G206	Engine Switch
G207	ID Code Box
G208	Spiral Cable Sub-Assembly
G209	Spiral Cable Sub-Assembly
G210	Windshield Wiper Relay Assembly
G211	Multiplex Tilt & Telescopic ECU
G212	Double Lock Door Control Relay Assembly
G213	Certification ECU Assembly
G214	Certification ECU Assembly
G215	Certification ECU Assembly
G219	Outer Mirror Heater Switch Assembly
G220	Headlight Cleaner Switch Assembly
G221	Power Telescopic Motor
G222	Auto High Beam Switch
G223	Tilt and Telescopic Switch
G224	Driving Support ECU Assembly
G225	Pattern Select Switch Assembly (Second Start Switch)
G226	VSC Off Switch
G227	Steering Heater Switch
G228	Clearance Warning ECU Assembly
G229	Network Gateway ECU
G230	Center Differential Lock Switch
G231	Pattern Select Switch Assembly (View Select Switch)
G232	Downhill Assist Control Switch
G233	Differential Lock Switch
G235	Junction Connector
G237	Junction Connector
G239	Junction Connector
G306	Combination Switch Assembly
G307	Combination Switch Assembly

Position of Parts in Instrument Panel (RHD Front Separate Seat) (From Aug. 2017 Production)

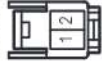
G204
Black
90980-11918



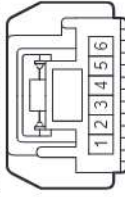
G203
Black
90980-11918



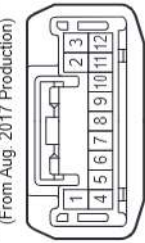
G202
Black
90980-11918



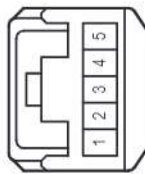
G198
Black (Before Aug. 2017 Production) /
Gray (From Aug. 2017 Production)
90980-12C74



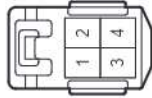
G197
Black (Before Aug. 2017 Production) / White
(From Aug. 2017 Production)
90980-12C26



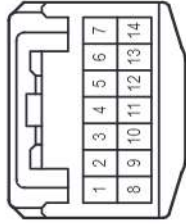
G194
White
90980-12366



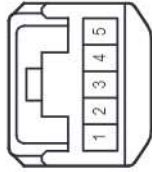
G209
Black
90980-12A94



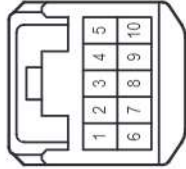
G208
Black
90980-12370



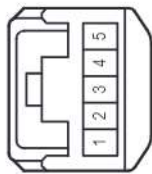
G207
White
90980-12366



G206
Black
90980-12368

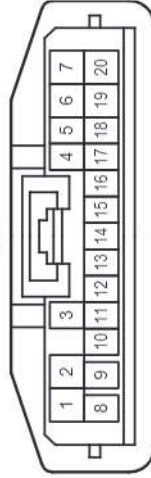


G205
Black
90980-12366

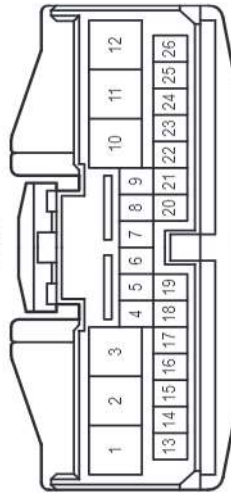


cardiagn.com

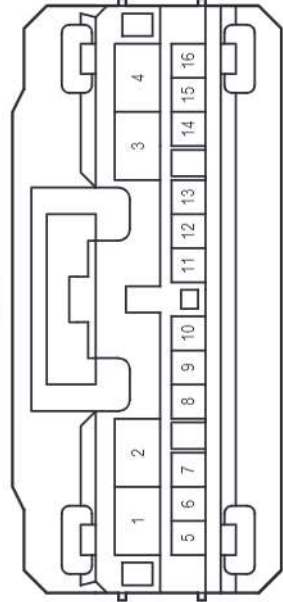
G211
Black
90980-12976



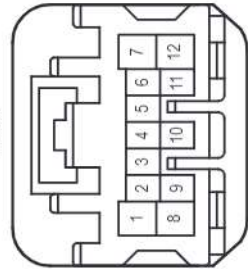
G210
White
90980-12444



G213
White

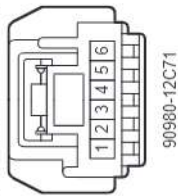


G212
White
90980-12612

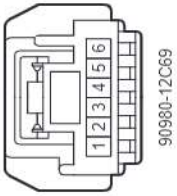


Position of Parts in Instrument Panel (RHD Front Separate Seat) (From Aug. 2017 Production)

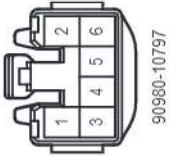
G219
Blue (Before Aug. 2017 Production) /
Black (From Aug. 2017 Production)



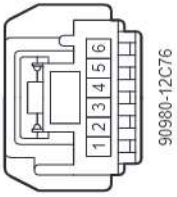
G220
Blue



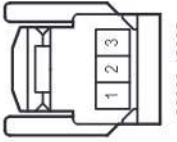
G221
Black



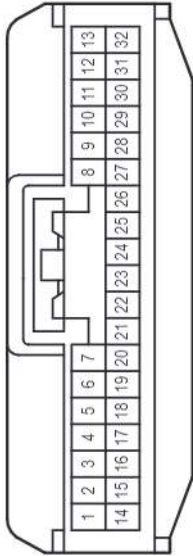
G222
Blue



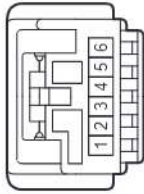
G223
Black



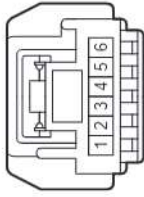
G224
White



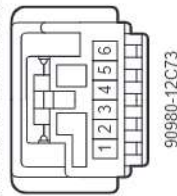
G225
Blue



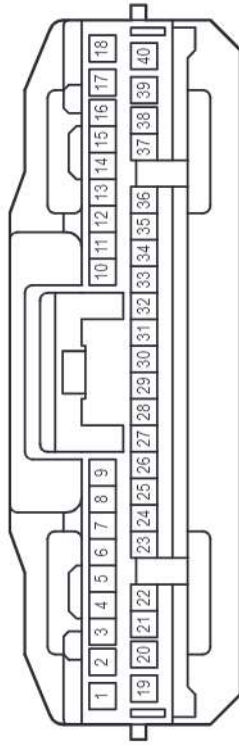
G226
Blue



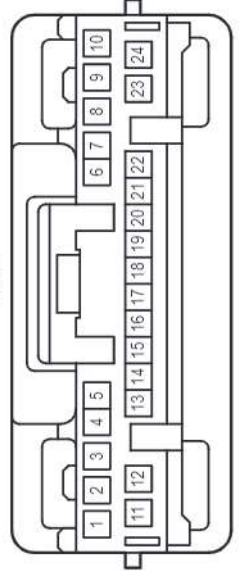
G227
Blue (Before Aug. 2017 Production) /
Black (From Aug. 2017 Production)



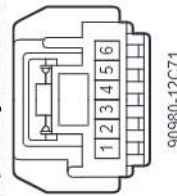
G228
Black



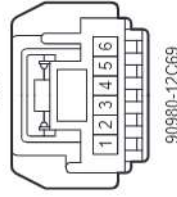
G229
Black



G230
Blue (Before Aug. 2017 Production) /
White (From Aug. 2017 Production)



G231
White



G223
Black
90980-12695

G222
Blue
90980-12C76

G221
Black
90980-10797

G220
Blue
90980-12C69

G226
Blue
90980-12C74

G225
Blue
90980-12C73

G227
Blue (Before Aug. 2017 Production) /
Black (From Aug. 2017 Production)
90980-12C73

90980-12924

90980-12422

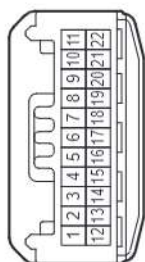
90980-12912

90980-12C69

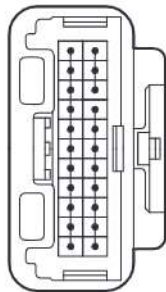
90980-12C71

Position of Parts in Instrument Panel (RHD Front Separate Seat) (From Aug. 2017 Production)

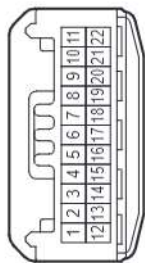
G237
Blue



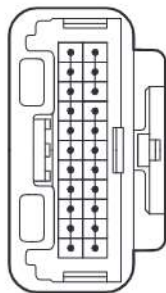
90980-12B54



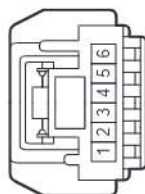
G239
White



90980-12B54



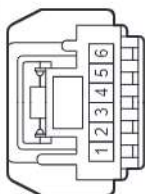
G306
Blue



90980-12C70

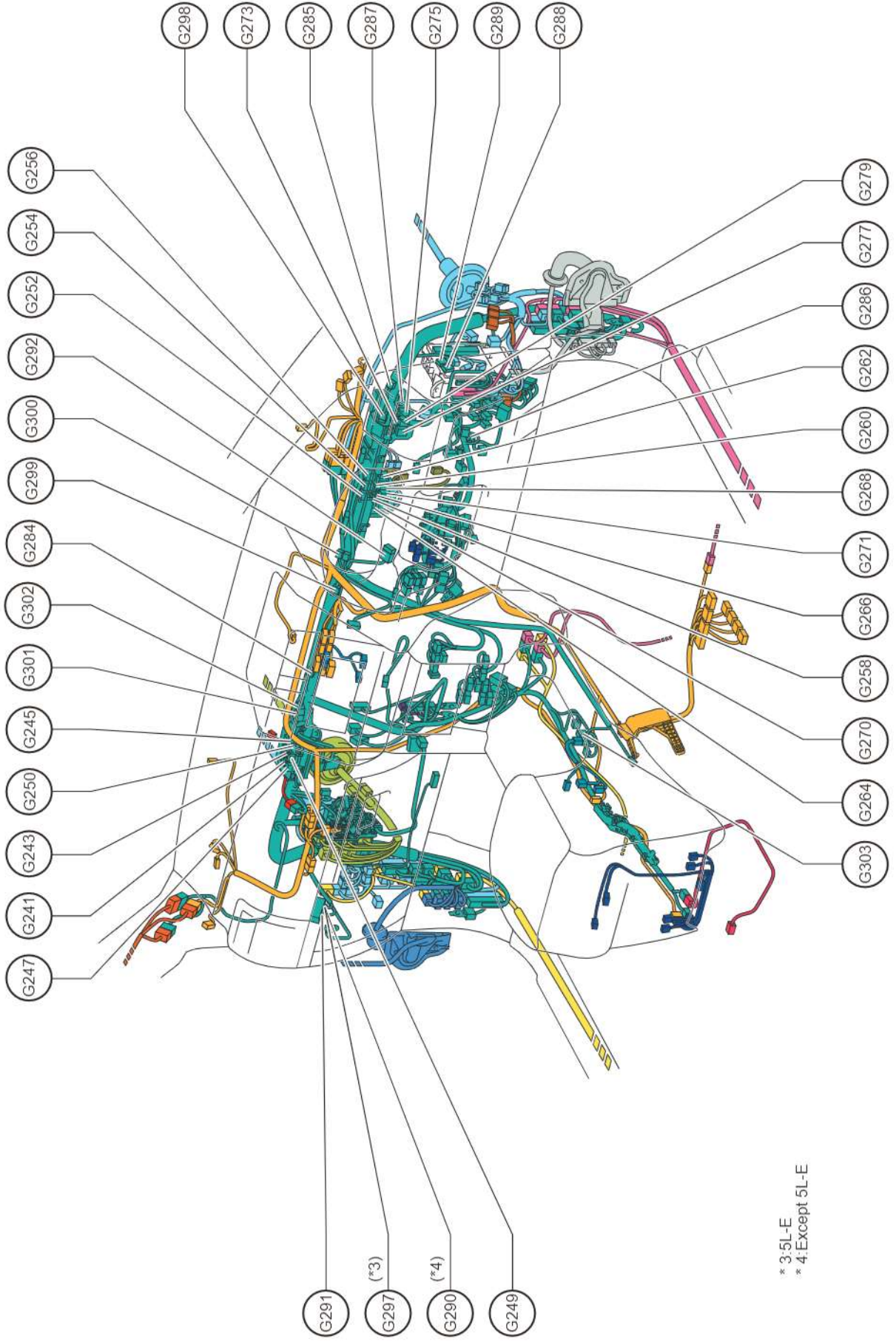
G307

Blue (Before Aug. 2017 Production) /
White (From Aug. 2017 Production)



90980-12C75

Position of Parts in Instrument Panel (RHD Front Separate Seat) (From Aug. 2017 Production)



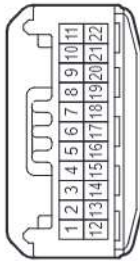
* 3:5L-E
 * 4:Except 5L-E

Position of Parts in Instrument Panel (RHD Front Separate Seat) (From Aug. 2017 Production)

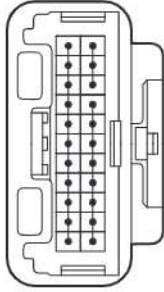
G241	Junction Connector
G243	Junction Connector
G245	Junction Connector
G247	Junction Connector
G249	Junction Connector
G250	Junction Connector
G252	Junction Connector
G254	Junction Connector
G256	Junction Connector
G258	Junction Connector
G260	Junction Connector
G262	Junction Connector
G264	Junction Connector
G266	Junction Connector
G268	Junction Connector
G270	Junction Connector
G271	Junction Connector
G273	Junction Connector
G275	Junction Connector
G277	Junction Connector
G279	Junction Connector
G284	Junction Connector
G285	Junction Connector
G286	Junction Connector
G287	Junction Connector
G288	Junction Connector
G289	Junction Connector
G290	Junction Connector
G291	Junction Connector
G292	Junction Connector
G297	Junction Connector
G298	Junction Terminal
G299	Junction Terminal
G300	Junction Terminal
G301	Short Connector
G302	Short Connector
G303	Shift Position Indicator

Position of Parts in Instrument Panel (RHD Front Separate Seat) (From Aug. 2017 Production)

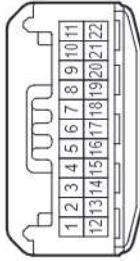
G241
Gray



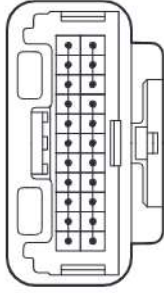
90980-12B54



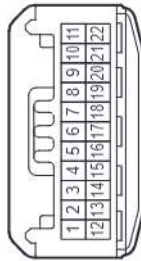
G243
Blue



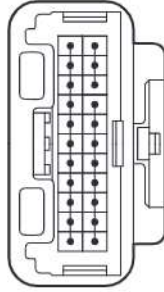
90980-12B54



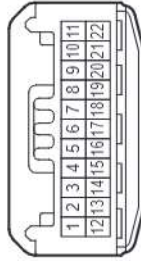
G245
White



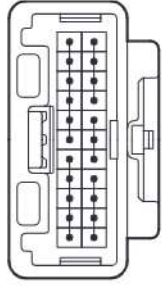
90980-12B54



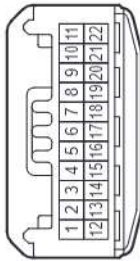
G247
Gray



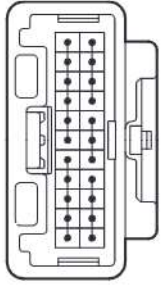
90980-12B54



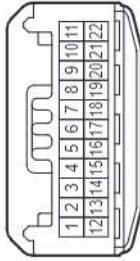
G249
Blue



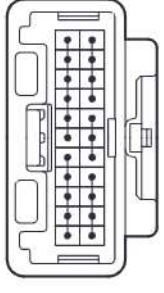
90980-12B54



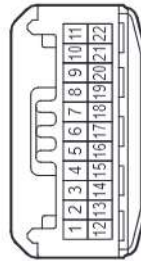
G250
White



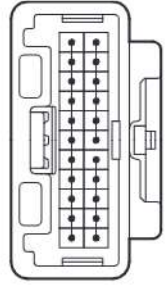
90980-12B54



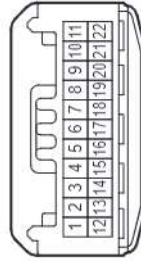
G252
Gray



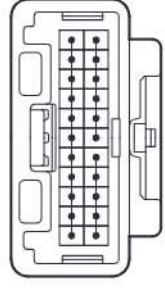
90980-12B54



G254
Blue

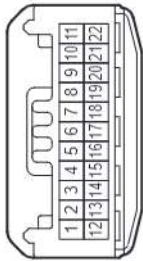


90980-12B54

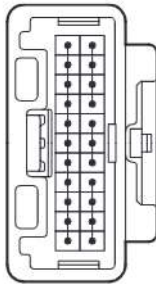


Position of Parts in Instrument Panel (RHD Front Separate Seat) (From Aug. 2017 Production)

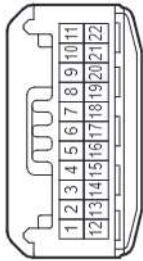
G260
Blue



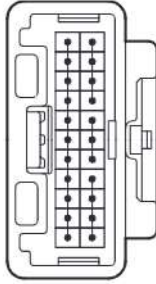
90980-12B54



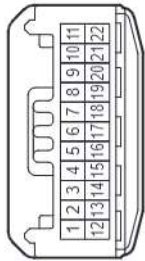
G262
White



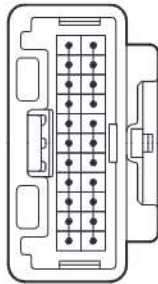
90980-12B54



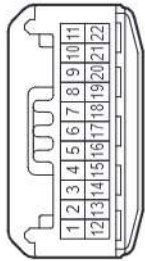
G264
Gray



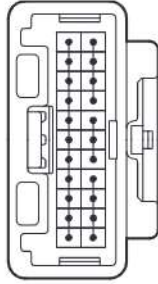
90980-12B54



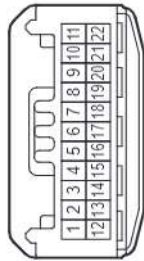
G266
Blue



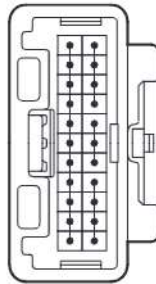
90980-12B54



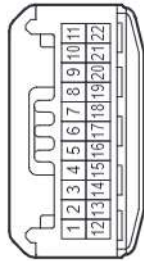
G268
White



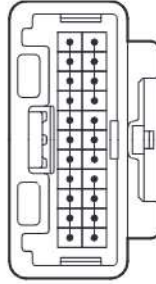
90980-12B54



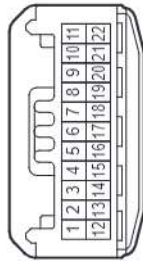
G270
Blue



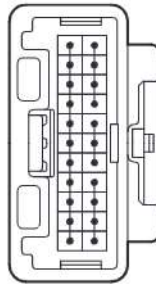
90980-12B54



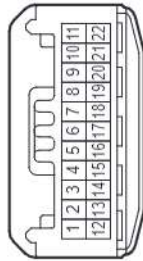
G271
White



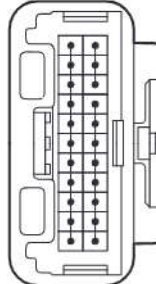
90980-12B54



G273
Blue



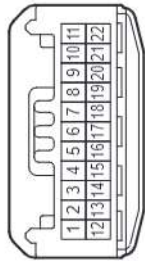
90980-12B54



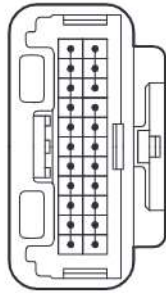
cardiagn.com

Position of Parts in Instrument Panel (RHD Front Separate Seat) (From Aug. 2017 Production)

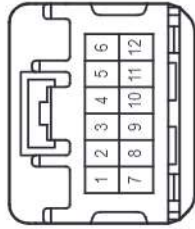
G279
White



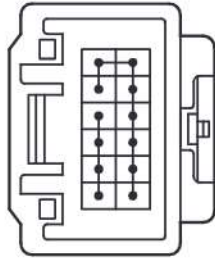
90980-12B54



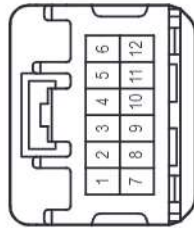
G284
Blue



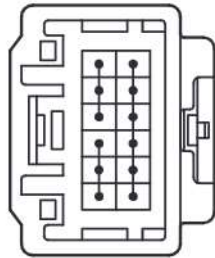
90980-12737



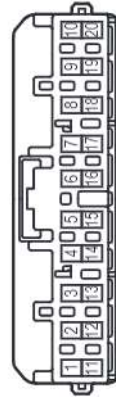
G285
Black



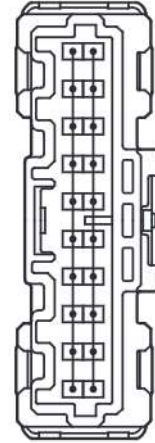
90980-12737



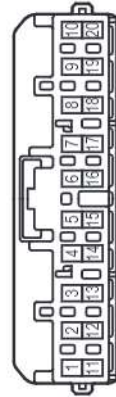
G286
White



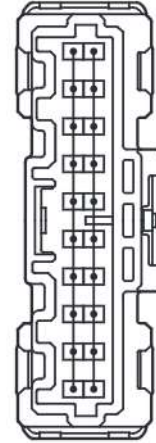
90980-12A58



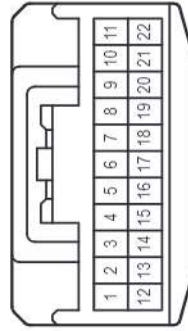
G287
White



90980-12A58



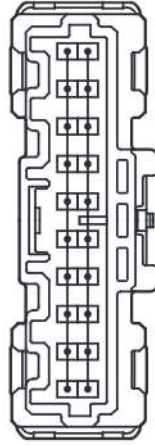
G288
White



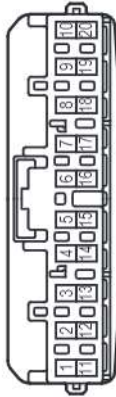
90980-12372

Position of Parts in Instrument Panel (RHD Front Separate Seat) (From Aug. 2017 Production)

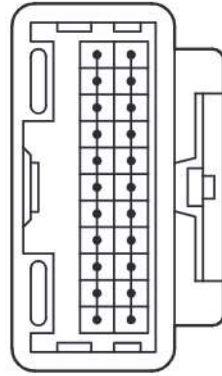
G291
White



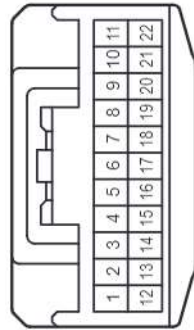
90980-12A58



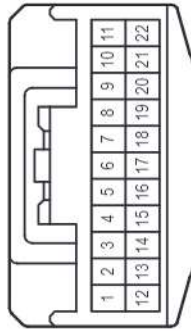
G292
Gray



90980-12372

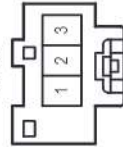


G297
Gray



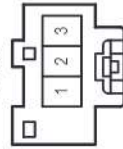
90980-12372

G298
White



82824-30470

G299
White



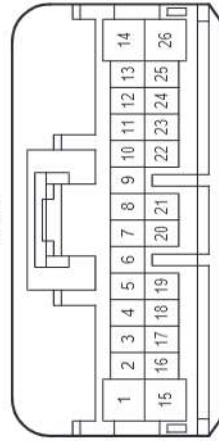
82824-30470

G300
White



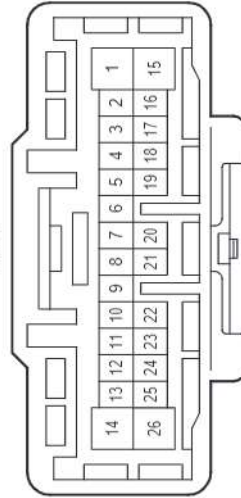
82824-30470

G301
White

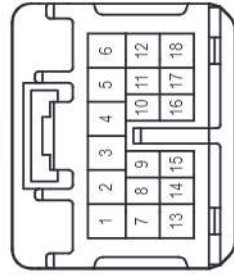


90980-12771

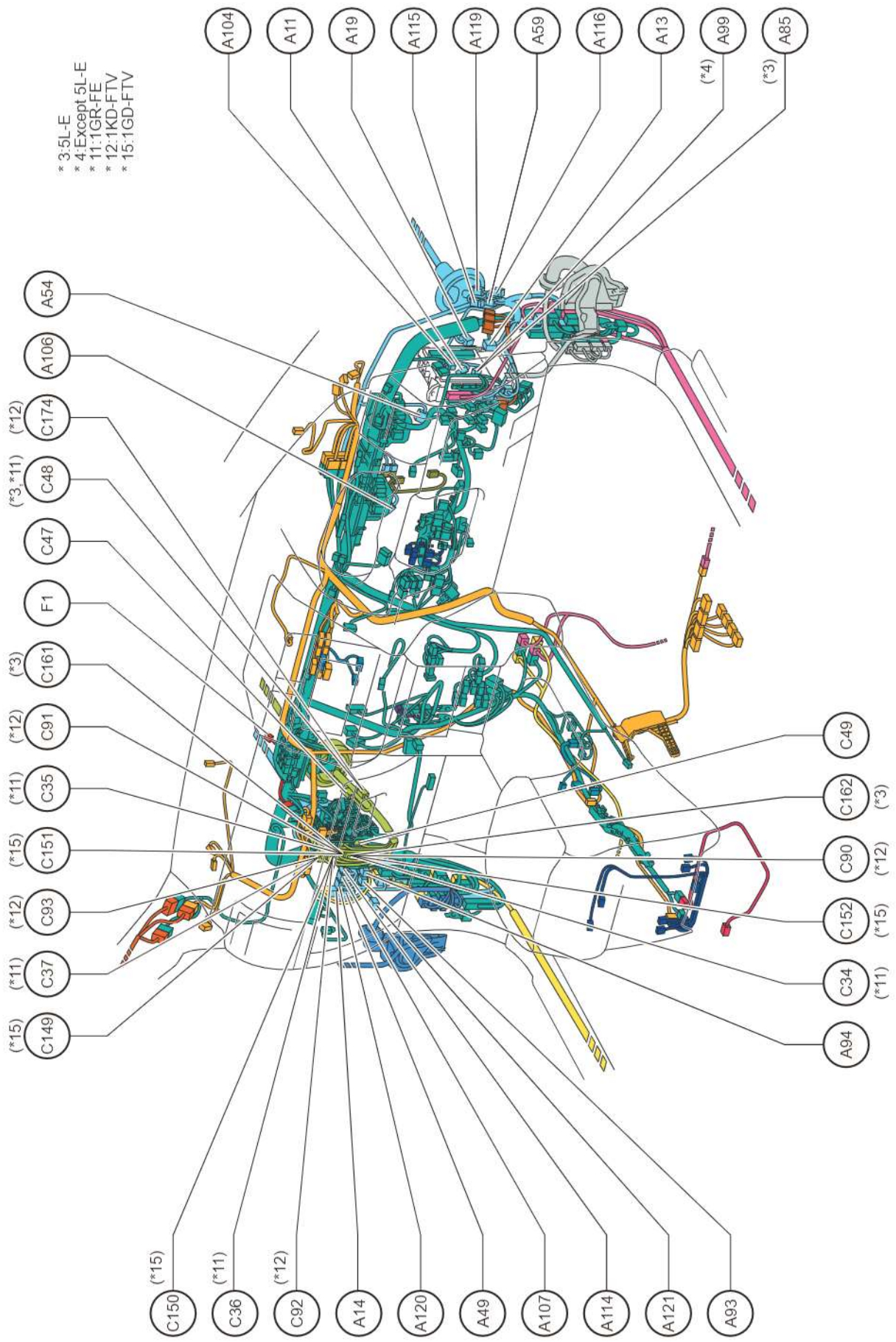
G302
White



G303
White



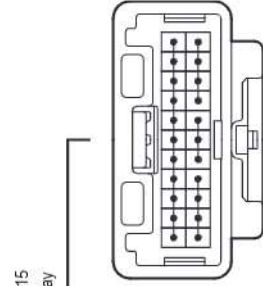
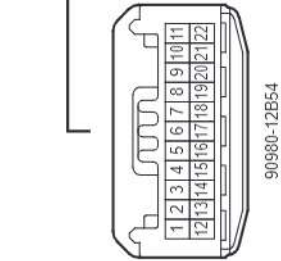
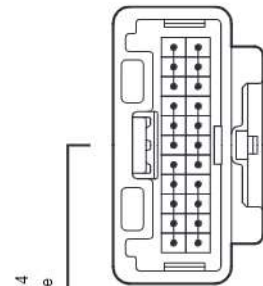
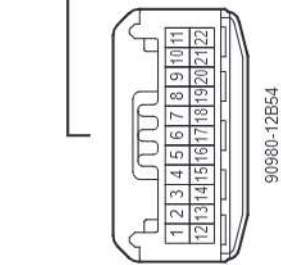
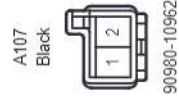
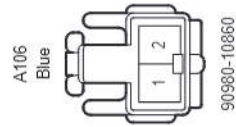
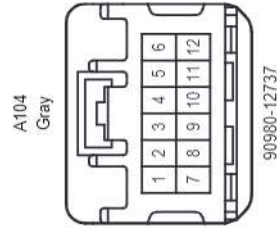
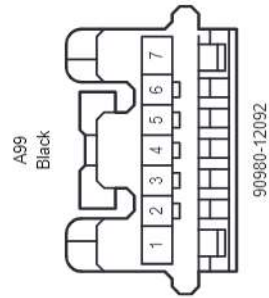
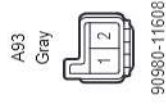
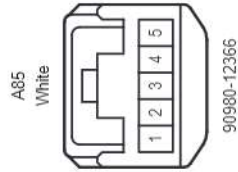
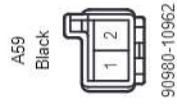
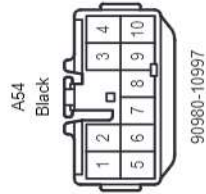
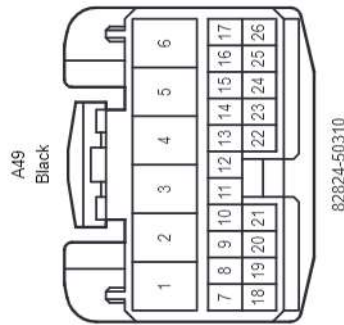
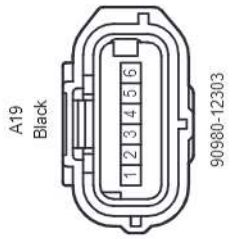
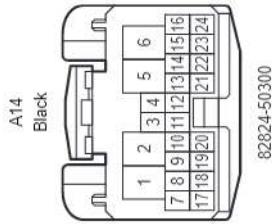
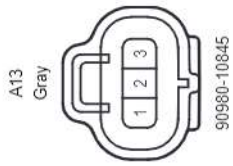
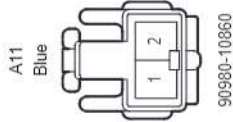
Position of Parts in Instrument Panel (RHD Front Separate Seat) (From Aug. 2017 Production)



Position of Parts in Instrument Panel (RHD Front Separate Seat) (From Aug. 2017 Production)

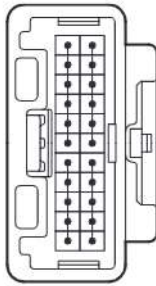
- A 11 Brake Pedal Load Sensing Switch
- A 13 Front Acceleration Sensor Assembly
- A 14 Suspension Control ECU
- A 19 Acceleration Sensor
- A 49 Suspension Control ECU
- A 54 Stop Light Control Relay Assembly
- A 59 Diode (Stop Light)
- A 85 Stop Light Switch Assembly
- A 93 Diode (Clearance Light RH)
- A 94 Diode (Clearance Light LH)
- A 99 Stop Light Switch Assembly
- A104 Door Control Battery
- A106 Skid Control Buzzer Assembly
- A107 Diode (Towing)
- A114 Junction Connector
- A115 Junction Connector
- A116 Junction Connector
- A119 Junction Connector
- A120 Junction Connector
- A121 Junction Connector
- C 34 ECM
- C 35 ECM
- C 36 ECM
- C 37 ECM
- C 47 Junction Connector
- C 48 Junction Connector
- C 49 Junction Connector
- C 90 ECM
- C 91 ECM
- C 92 ECM
- C 93 ECM
- C149 ECM
- C150 ECM
- C151 ECM
- C152 ECM
- C161 ECM
- C162 ECM
- C174 Junction Connector

Position of Parts in Instrument Panel (RHD Front Separate Seat) (From Aug. 2017 Production)



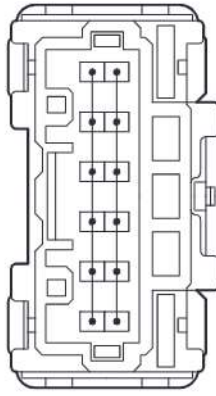
Position of Parts in Instrument Panel (RHD Front Separate Seat) (From Aug. 2017 Production)

A120
Black



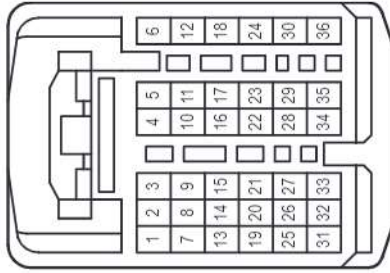
90980-12B54

A121
White



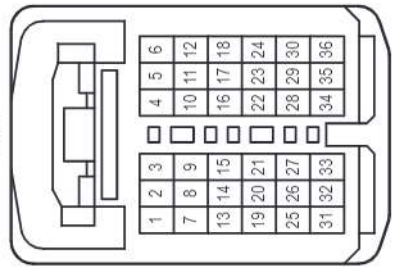
90980-12C68

C34
White



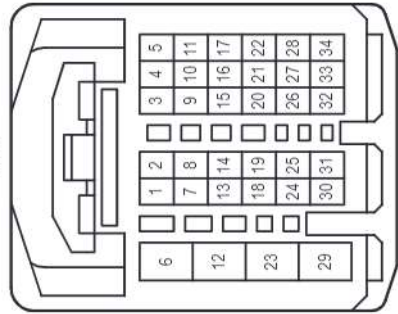
82824-26130

C35
White



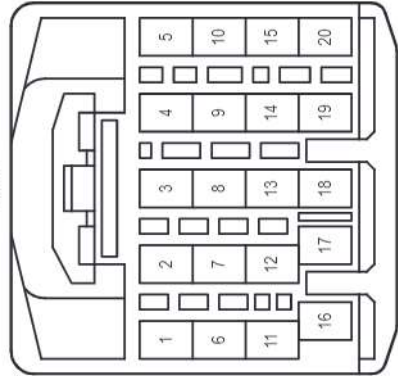
82824-26140

C36
White



82824-26150

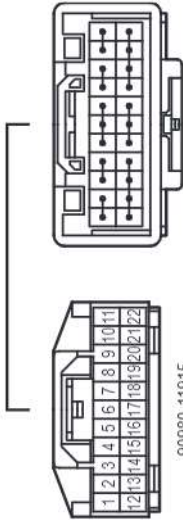
C37
White



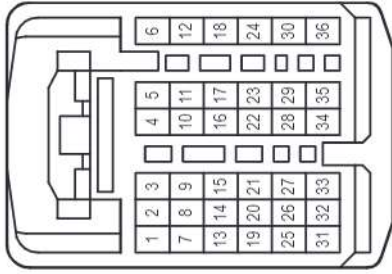
82824-26160

Position of Parts in Instrument Panel (RHD Front Separate Seat) (From Aug. 2017 Production)

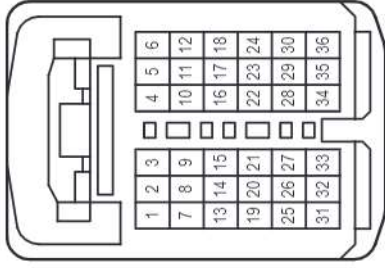
C49
Blue



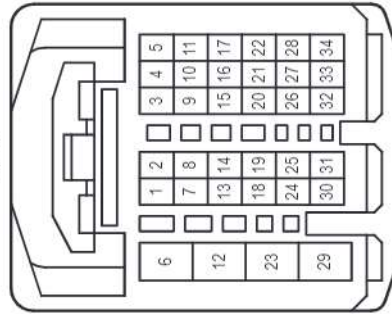
C90
White



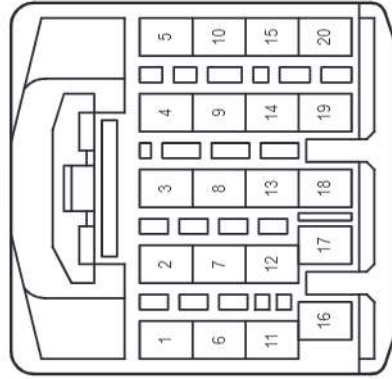
C91
White



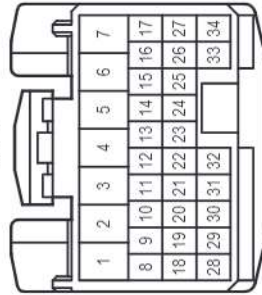
C92
White



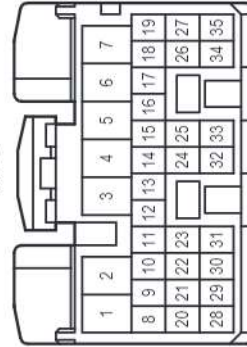
C93
White



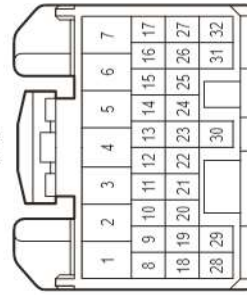
C149
White



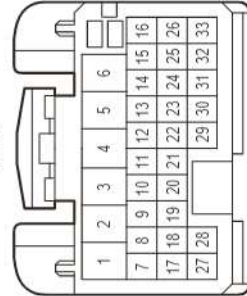
C150
White



C151
White

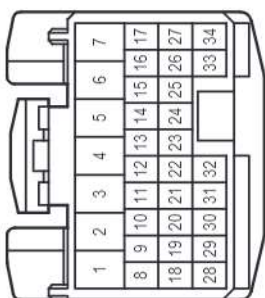


C152
White



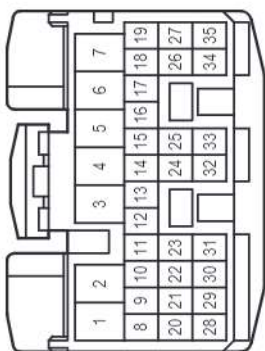
Position of Parts in Instrument Panel (RHD Front Separate Seat) (From Aug. 2017 Production)

C161
White



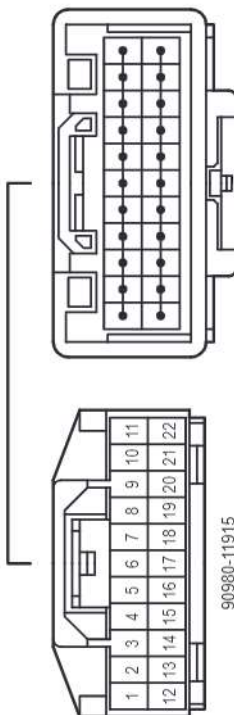
90980-12527

C162
White



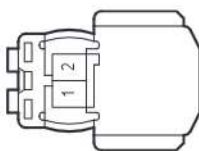
90980-12528

C174
Gray



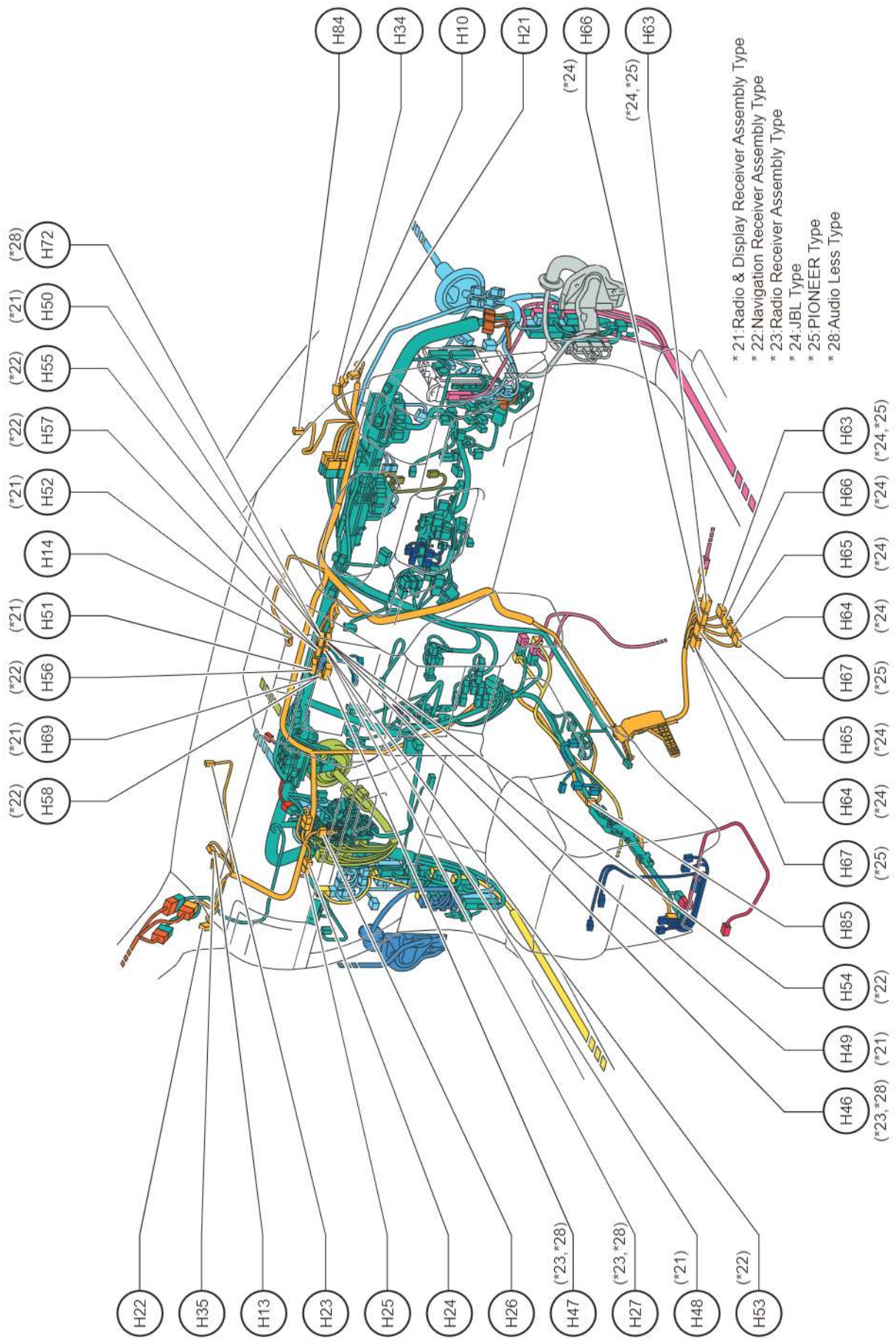
90980-11915

F1
Orange



90980-12576

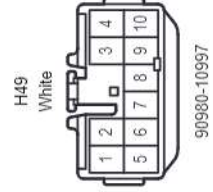
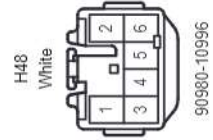
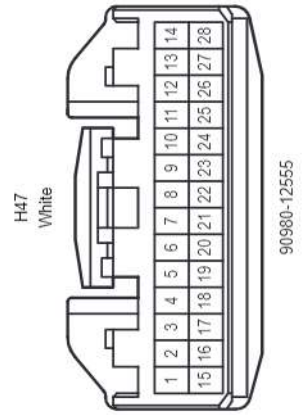
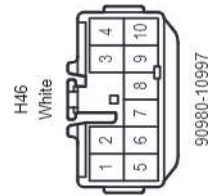
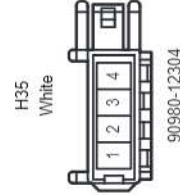
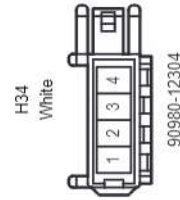
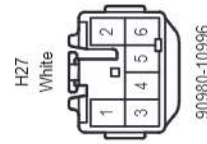
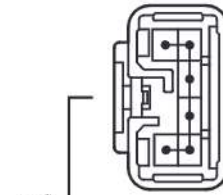
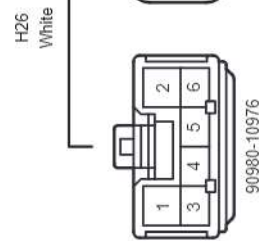
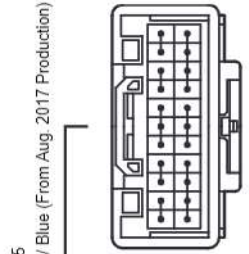
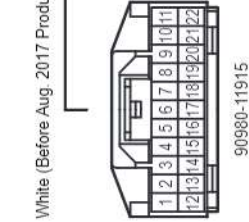
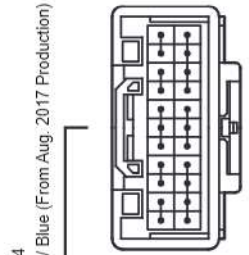
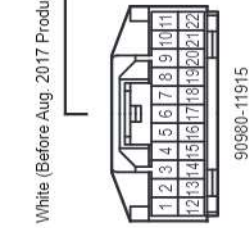
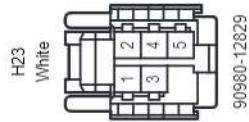
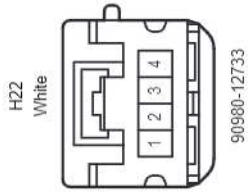
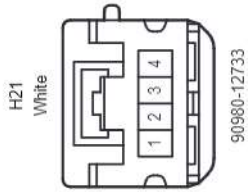
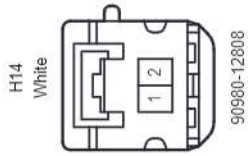
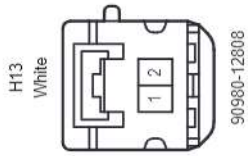
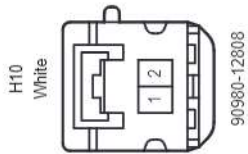
Position of Parts in Instrument Panel (RHD Front Separate Seat) (From Aug. 2017 Production)



Position of Parts in Instrument Panel (RHD Front Separate Seat) (From Aug. 2017 Production)

- H 10 Front No. 1 Speaker Assembly RH
- H 13 Front No. 1 Speaker Assembly LH
- H 14 Front No. 4 Speaker Assembly
- H 21 Front No. 3 Speaker Assembly RH
- H 22 Front No. 3 Speaker Assembly LH
- H 23 Theft Warning Indicator Light Assembly
- H 24 Junction Connector
- H 25 Junction Connector
- H 26 Junction Connector
- H 27 Radio Receiver Assembly
- H 34 Front No. 2 Speaker Assembly RH
- H 35 Front No. 2 Speaker Assembly LH
- H 46 Radio Receiver Assembly
- H 47 Radio Receiver Assembly
- H 48 Radio & Display Receiver Assembly
- H 49 Radio & Display Receiver Assembly
- H 50 Radio & Display Receiver Assembly
- H 51 Radio & Display Receiver Assembly
- H 52 Radio & Display Receiver Assembly
- H 53 Navigation Receiver Assembly
- H 54 Navigation Receiver Assembly
- H 55 Navigation Receiver Assembly
- H 56 Navigation Receiver Assembly
- H 57 Navigation Receiver Assembly
- H 58 Navigation Receiver Assembly
- H 63 Stereo Component Amplifier Assembly
- H 64 Stereo Component Amplifier Assembly
- H 65 Stereo Component Amplifier Assembly
- H 66 Stereo Component Amplifier Assembly
- H 67 Stereo Component Amplifier Assembly
- H 69 Radio & Display Receiver Assembly
- H 72 Radio Receiver Assembly
- H 84 Automatic Light Control Sensor
- H 85 No. 1 Stereo Jack Adapter Assembly

Position of Parts in Instrument Panel (RHD Front Separate Seat) (From Aug. 2017 Production)



H50
White

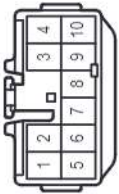
H51
White

H52
White

H53
White

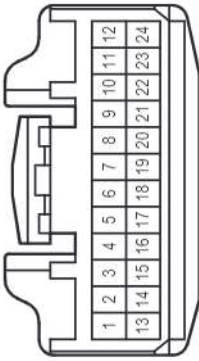
Position of Parts in Instrument Panel (RHD Front Separate Seat) (From Aug. 2017 Production)

H54
White



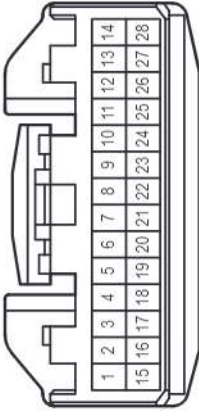
90980-10997

H55
White



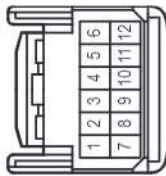
90980-12554

H56
White



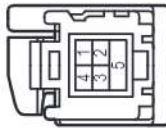
90980-12555

H57
White



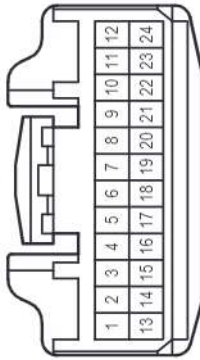
90980-12552

H58
Gray



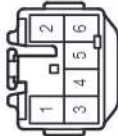
90980-12A52

H63
White



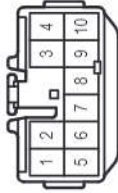
90980-12554

H64
White



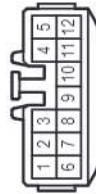
90980-10996

H65
White



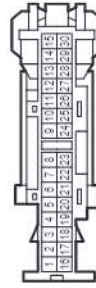
90980-10997

H66
White



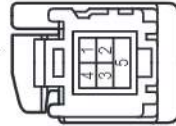
90980-10803

H67
White



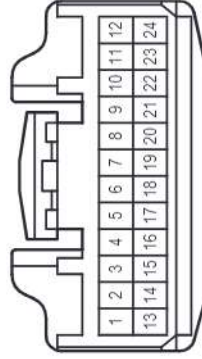
90980-12979

H69
Gray



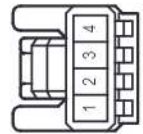
90980-12A52

H72
White



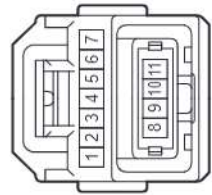
90980-12554

H84
White



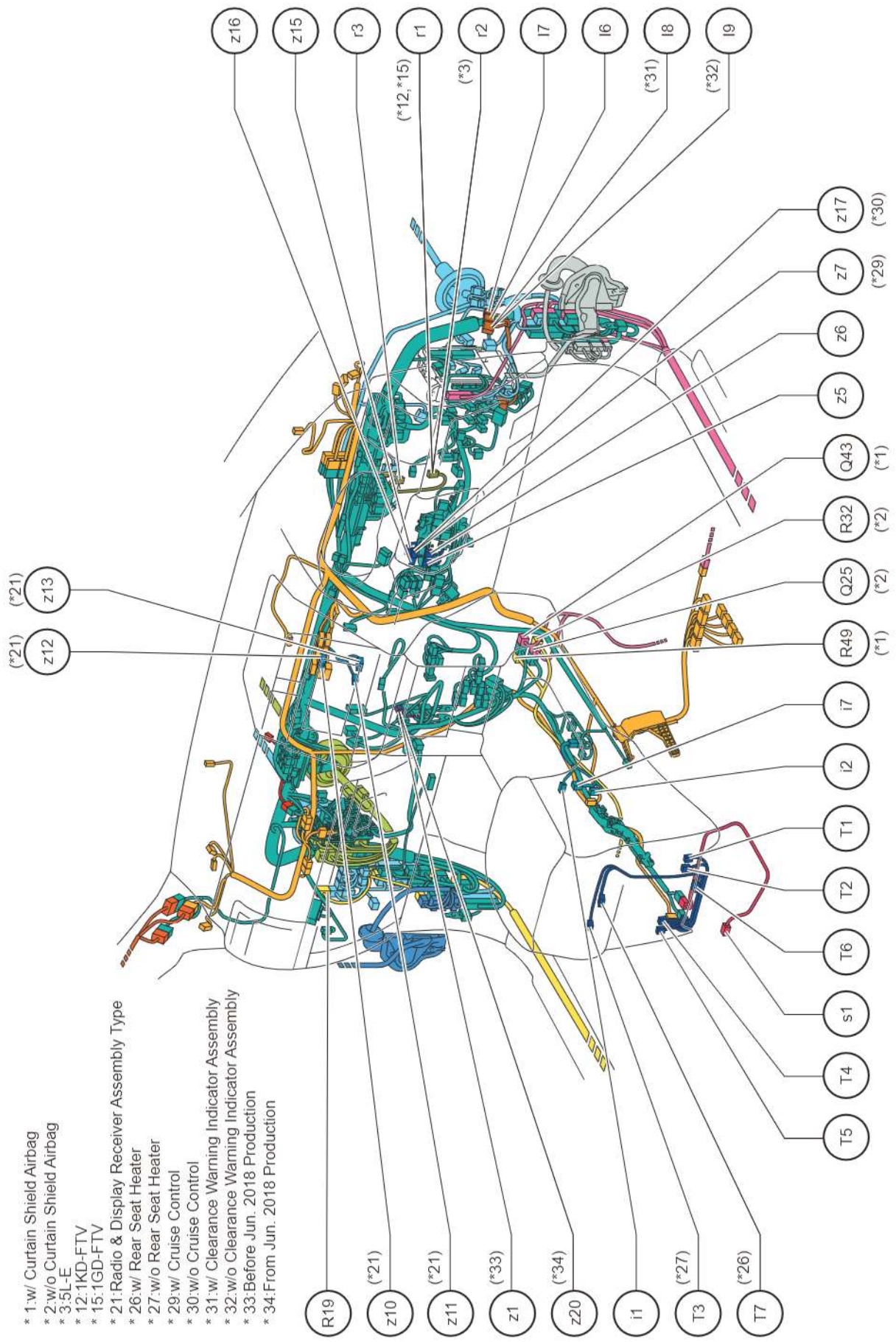
82824-50130

H85
Black



90980-12D40

Position of Parts in Instrument Panel (RHD Front Separate Seat) (From Aug. 2017 Production)



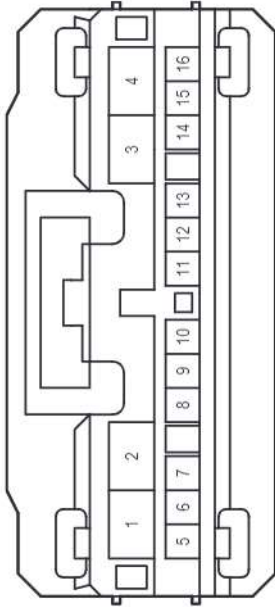
- * 1:w/ Curtain Shield Airbag
- * 2:w/o Curtain Shield Airbag
- * 3:5L-E
- * 12:1KD-FTV
- * 15:1GD-FTV
- * 21:Radio & Display Receiver Assembly Type
- * 26:w/ Rear Seat Heater
- * 27:w/o Rear Seat Heater
- * 29:w/ Cruise Control
- * 30:w/o Cruise Control
- * 31:w/ Clearance Warning Indicator Assembly
- * 32:w/o Clearance Warning Indicator Assembly
- * 33:Before Jun. 2018 Production
- * 34:From Jun. 2018 Production

Position of Parts in Instrument Panel (RHD Front Separate Seat) (From Aug. 2017 Production)

- I 6 Parking Assist ECU
- I 7 Parking Assist ECU
- I 8 Clearance Warning ECU Assembly
- I 9 Clearance Warning ECU Assembly
- Q 25 Airbag Sensor Assembly
- Q 43 Airbag Sensor Assembly
- R 19 Suspension Control ECU
- R 32 Airbag Sensor Assembly
- R 49 Airbag Sensor Assembly
- T 1 Video Adapter Terminal
- T 2 Headphone Terminal RH
- T 3 A/C Control Assembly
- T 4 Headphone Terminal LH
- T 5 Power Outlet Socket Assembly
- T 6 Cooling Box Assembly
- T 7 A/C Control Assembly
- i 1 No. 1 Indoor Electrical Key Antenna Assembly
- i 2 Power Point Socket Assembly
- i 7 Refreshing Seat Switch
- r 1 Clutch Start Switch Assembly
- r 2 Clutch Start Switch Assembly
- r 3 Clutch Switch Assembly
- s 1 No. 2 Indoor Electrical Key Antenna Assembly
- z 1 A/C Amplifier Assembly , A/C Blower Assembly
- z 5 Driver Side Squib Circuit , Spiral Cable Sub-Assembly
- z 6 Driver Side Squib 2nd Step Circuit , Spiral Cable Sub-Assembly
- z 7 Cruise Control Main Switch , Spiral Cable Sub-Assembly , Steering Pad Switch Assembly
- z 10 Radio & Display Receiver Assembly
- z 11 Navigation ECU Assembly
- z 12 Radio & Display Receiver Assembly
- z 13 Navigation ECU Assembly
- z 15 Steering Wheel Heater Control Assembly , Spiral Cable Sub-Assembly
- z 16 Spiral Cable Sub-Assembly , Steering Pad Switch Assembly
- z 17 Horn Button Wire Sub-Assembly , Spiral Cable Sub-Assembly
- z 20 A/C Amplifier Assembly , A/C Blower Assembly

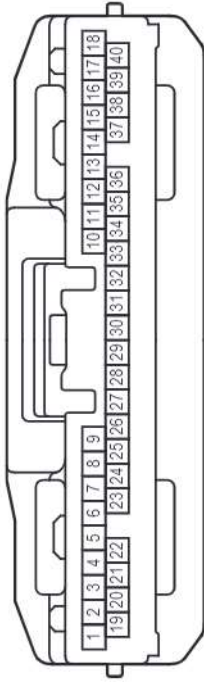
Position of Parts in Instrument Panel (RHD Front Separate Seat) (From Aug. 2017 Production)

I6
White



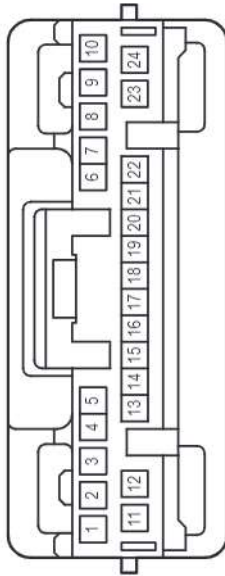
90980-12763

I7
Black



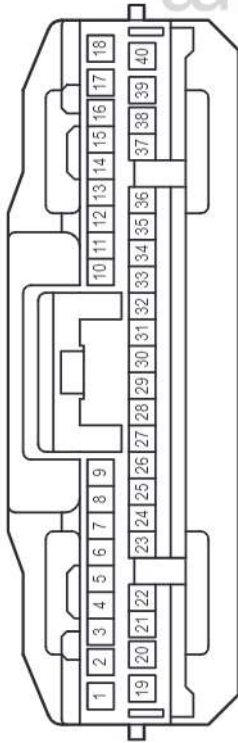
82824-30450

I8
Black



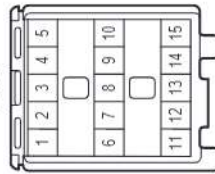
90980-12912

I9
Black



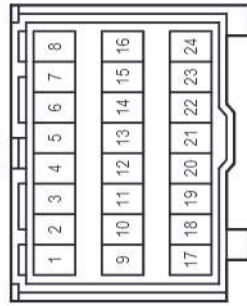
90980-12924

Q25
Yellow



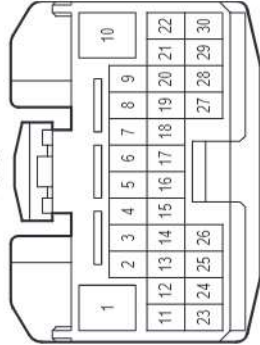
90980-12449

Q43
Yellow



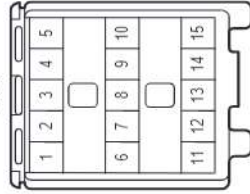
90980-12390

R19
Black



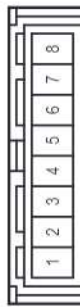
90980-12562

R32
Yellow



90980-12450

R49
Yellow



T1
White



T2
White



T3
Black

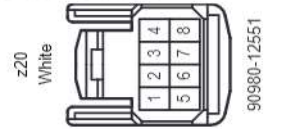
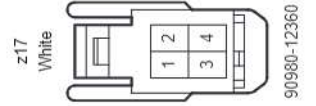
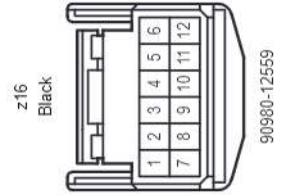
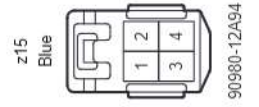
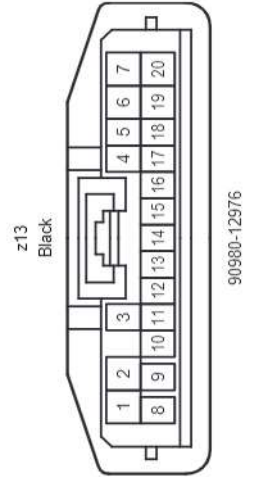
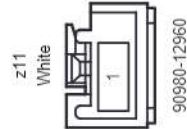
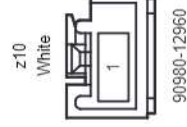
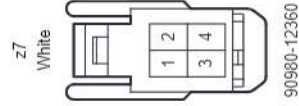
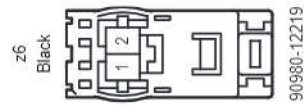
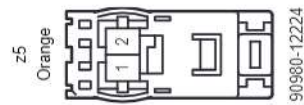
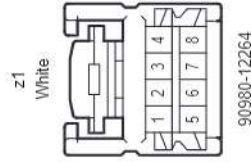
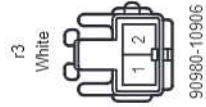
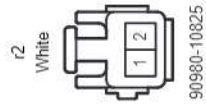
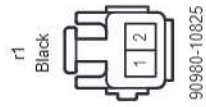
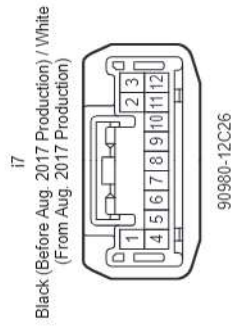
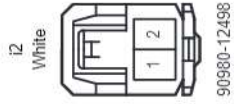
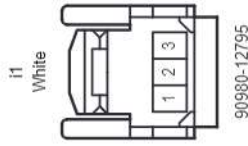
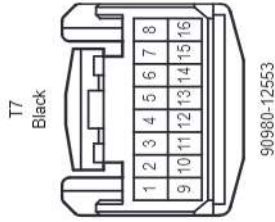
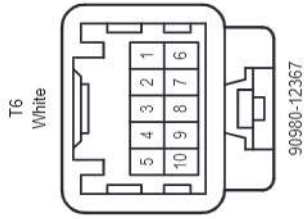
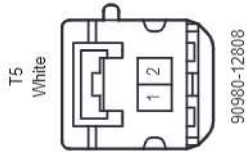


T4
White

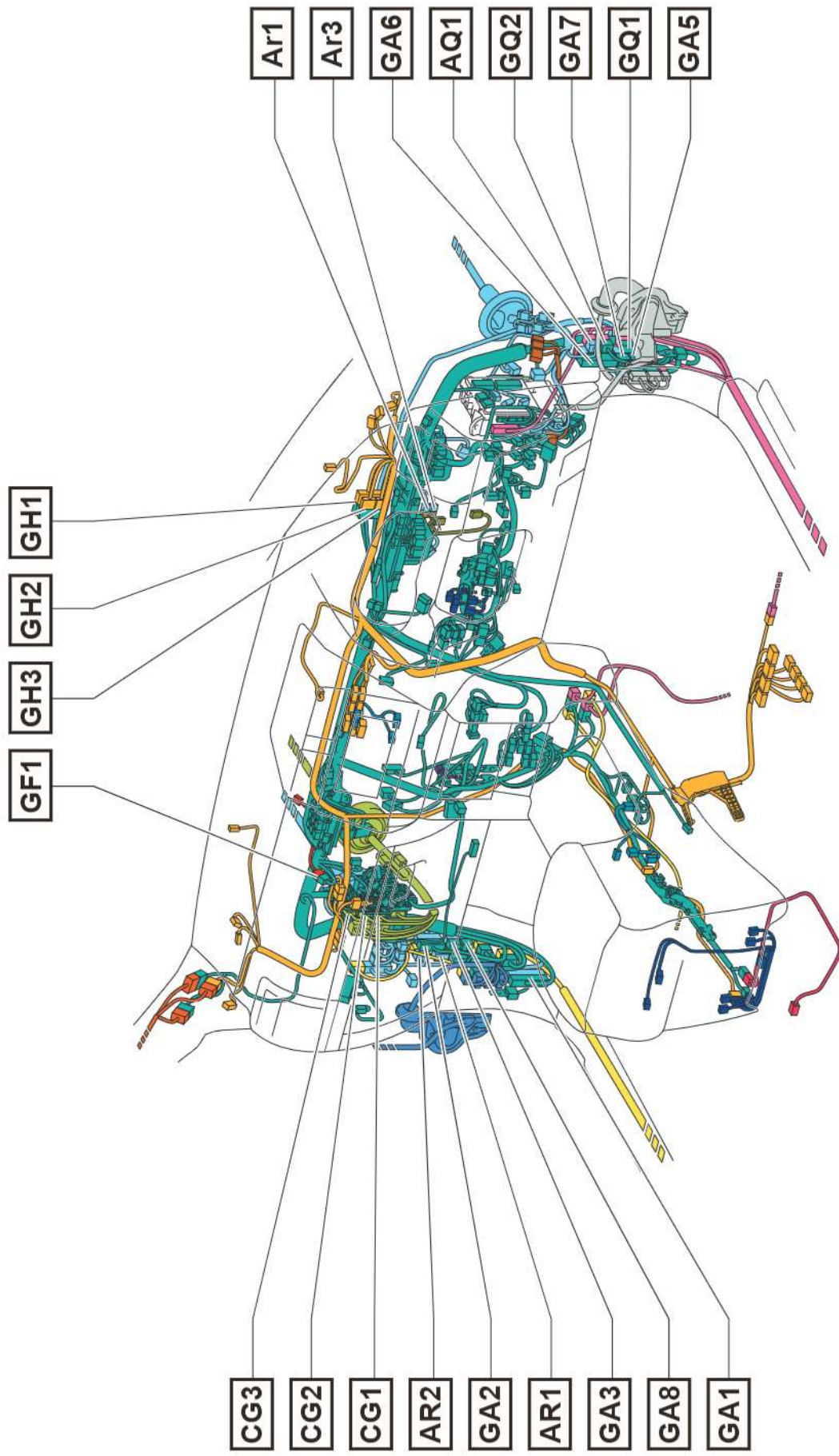


cardiagn.com

Position of Parts in Instrument Panel (RHD Front Separate Seat) (From Aug. 2017 Production)

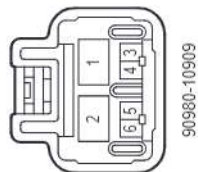
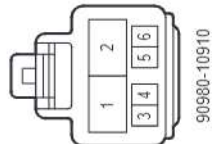


Wire and Wire in Instrument Panel (RHD Front Separate Seat) (From Aug. 2017 Production)

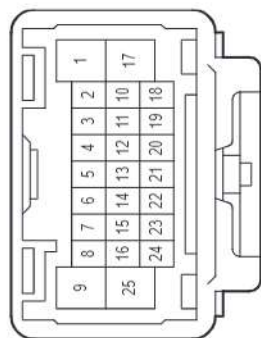
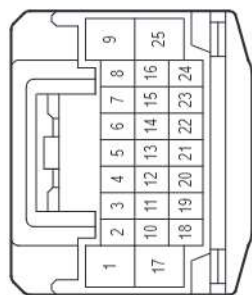


Wire and Wire in Instrument Panel (RHD Front Separate Seat) (From Aug. 2017 Production)

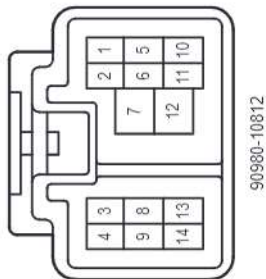
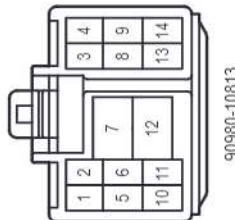
AQ1
White



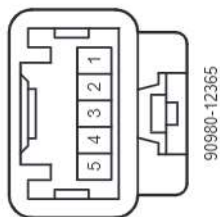
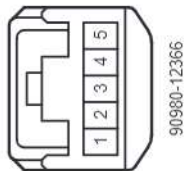
AR1
White



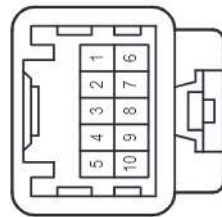
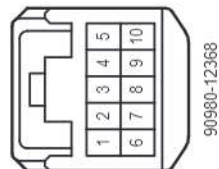
AR2
Gray



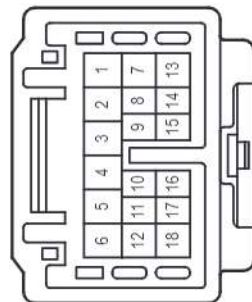
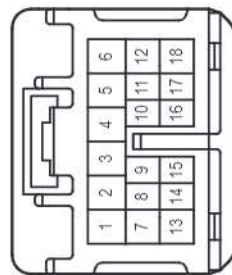
Ar1
White



Ar3
Gray



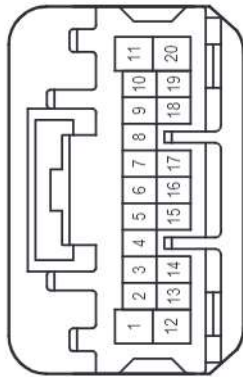
CG1
White



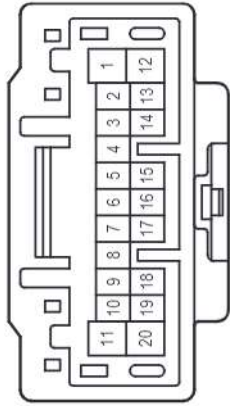
CG2
White

Wire and Wire in Instrument Panel (RHD Front Separate Seat) (From Aug. 2017 Production)

CG3
White

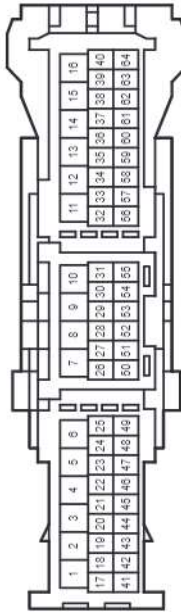


90980-12741

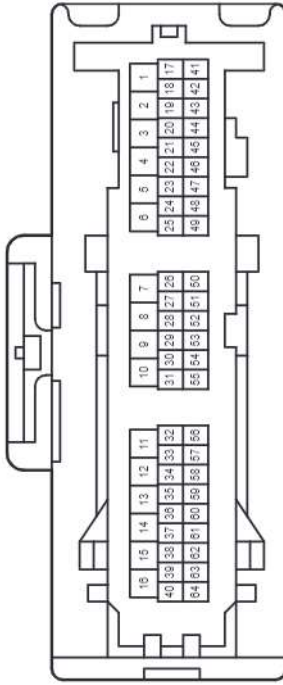


90980-12740

GA1
White

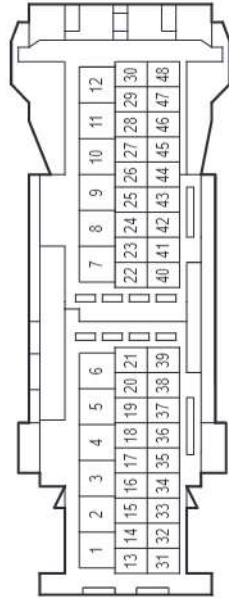


90980-12774

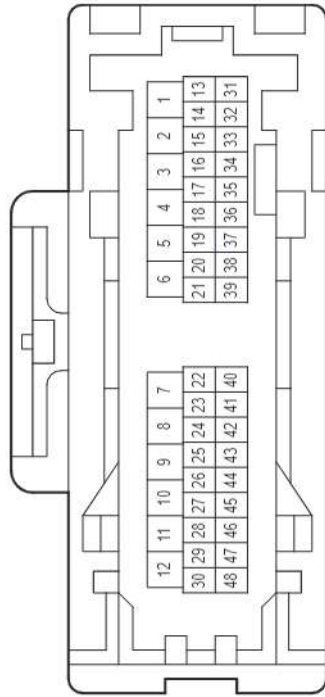


90980-12768

GA2
White



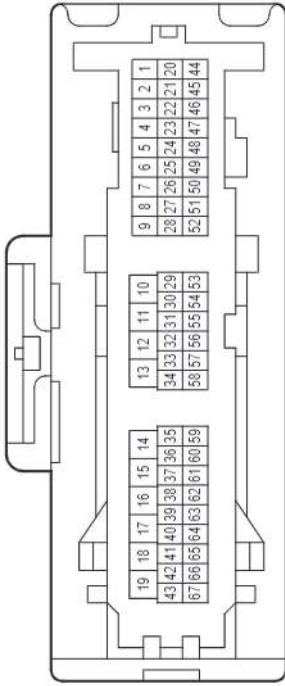
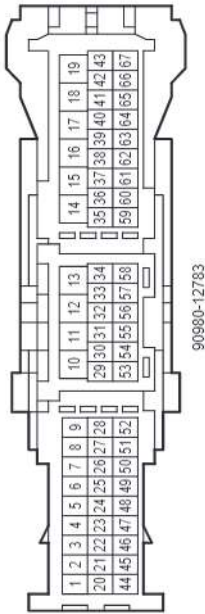
90980-12779



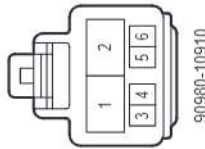
90980-12799

Wire and Wire in Instrument Panel (RHD Front Separate Seat) (From Aug. 2017 Production)

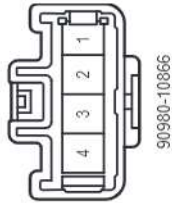
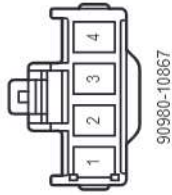
GA6
White



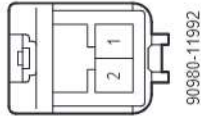
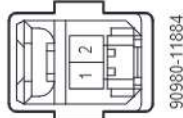
GA7
Black



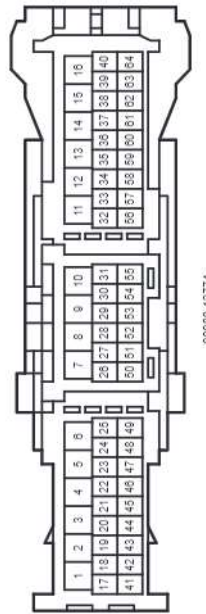
GA8
White



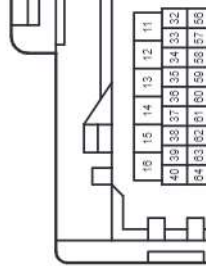
GF1
Yellow



GH1
White



GH2
White

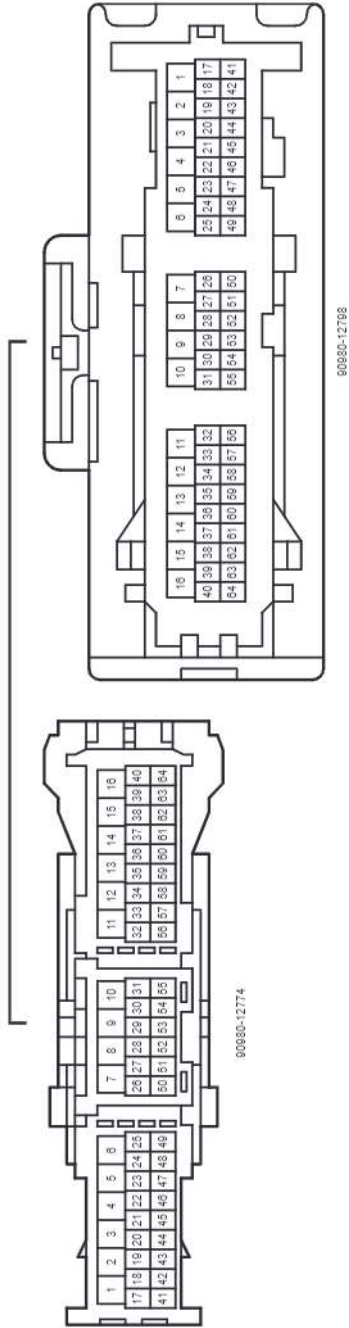


GH3
Gray

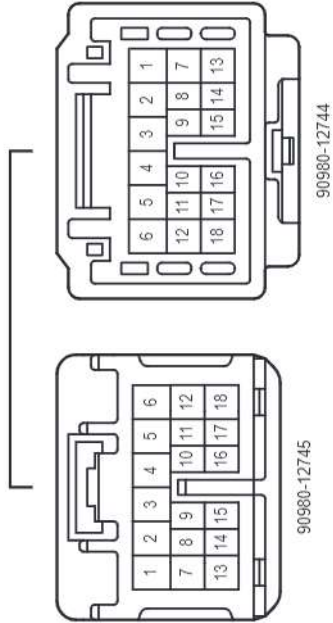
GH3
Gray

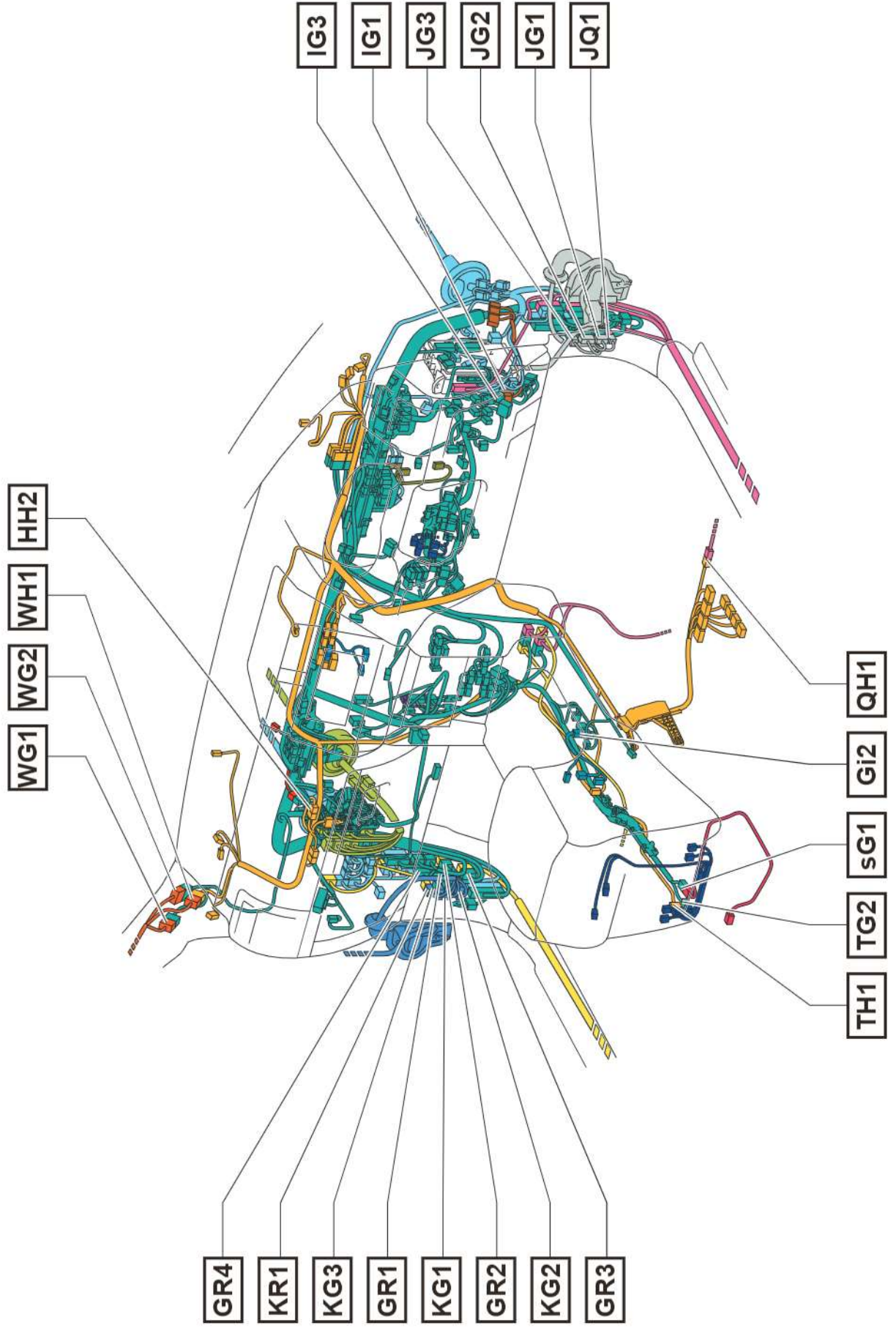
Wire and Wire in Instrument Panel (RHD Front Separate Seat) (From Aug. 2017 Production)

GQ1
White



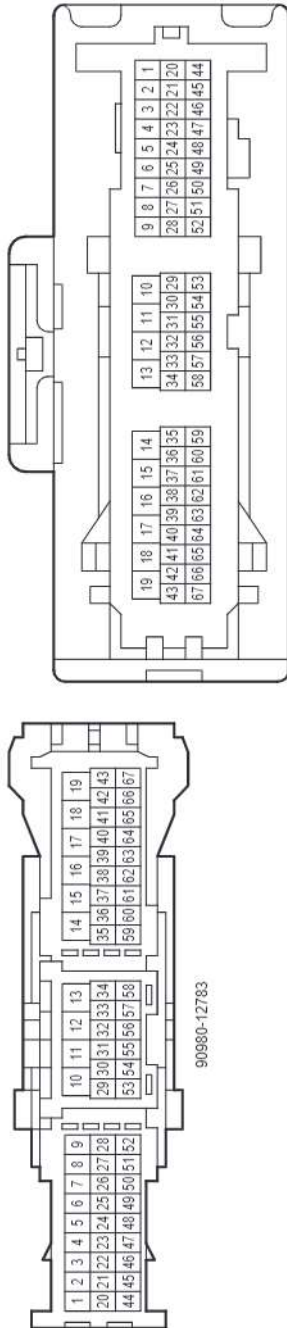
GQ2
White





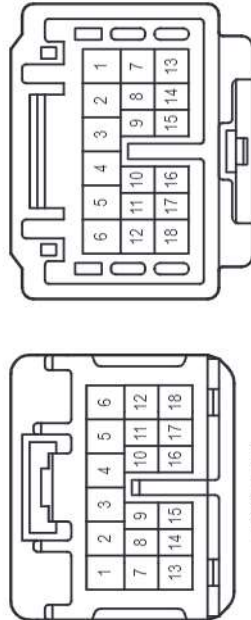
Wire and Wire in Instrument Panel (RHD Front Separate Seat) (From Aug. 2017 Production)

GR1
White



90980-12800

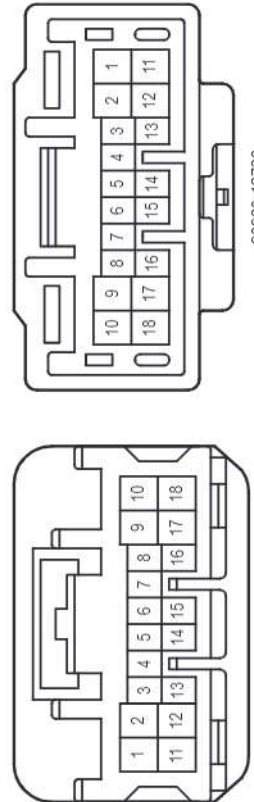
GR2
Gray



90980-12745

90980-12744

GR3
Blue

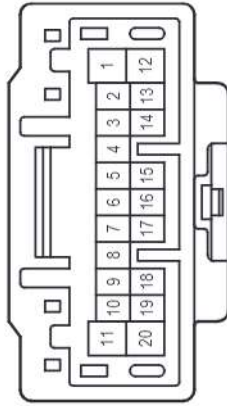
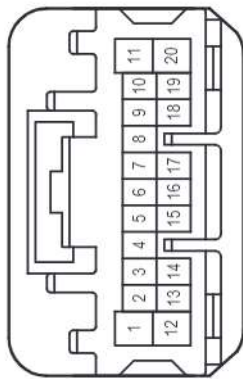


90980-12739

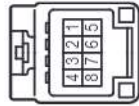
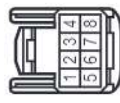
90980-12738

Wire and Wire in Instrument Panel (RHD Front Separate Seat) (From Aug. 2017 Production)

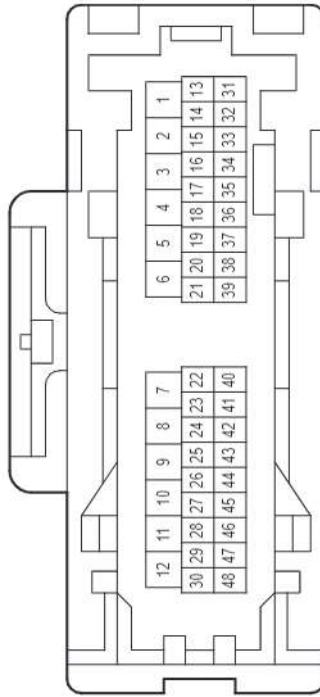
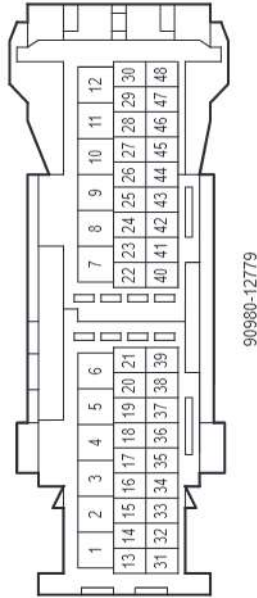
GI2
White



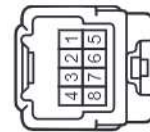
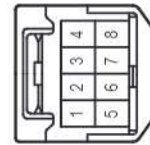
HH2
White



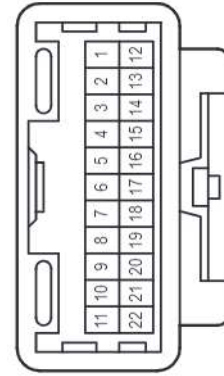
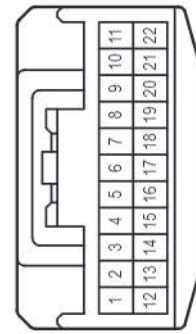
IG1
White



IG3
White



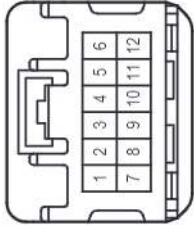
JG1
Gray



JG2

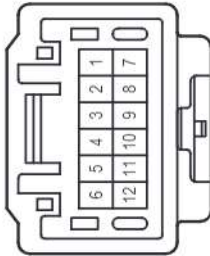
Wire and Wire in Instrument Panel (RHD Front Separate Seat) (From Aug. 2017 Production)

JG3
Black

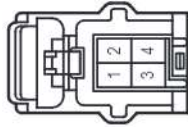


90980-12737

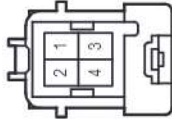
JQ1
Yellow



90980-12736

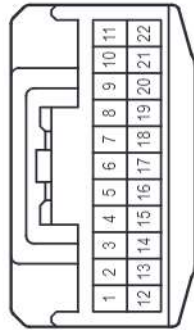


90980-11892

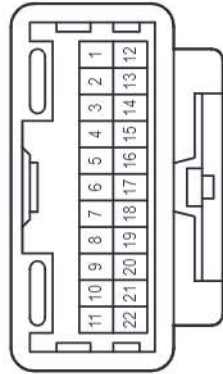


90980-11891

KG1
Gray

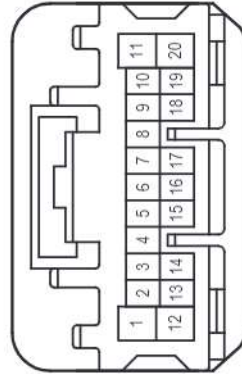


90980-12372

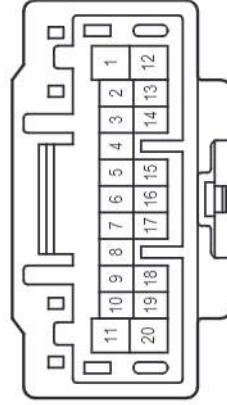


90980-12371

KG2
White



90980-12741



90980-12740

KG3
Black



KR1
Yellow

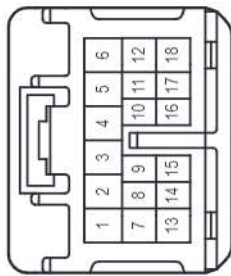


QH1
White

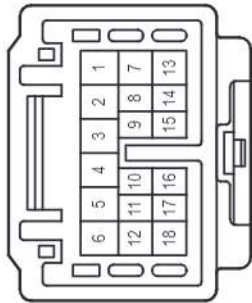


Wire and Wire in Instrument Panel (RHD Front Separate Seat) (From Aug. 2017 Production)

TG2
White

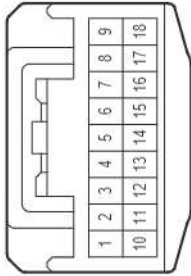


90980-12745

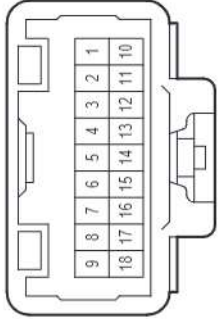


90980-12744

TH1
White

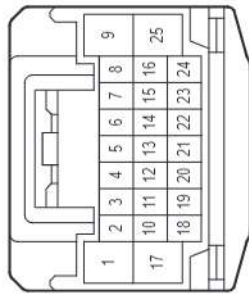


90980-12412

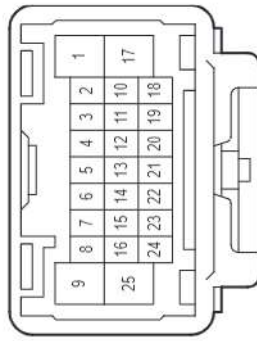


90980-12411

WG1
White

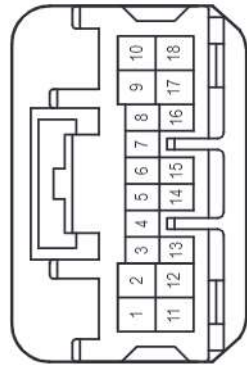


90980-12414

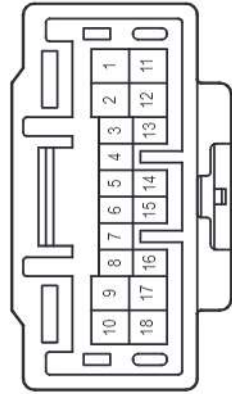


90980-12413

WG2
White



90980-12739

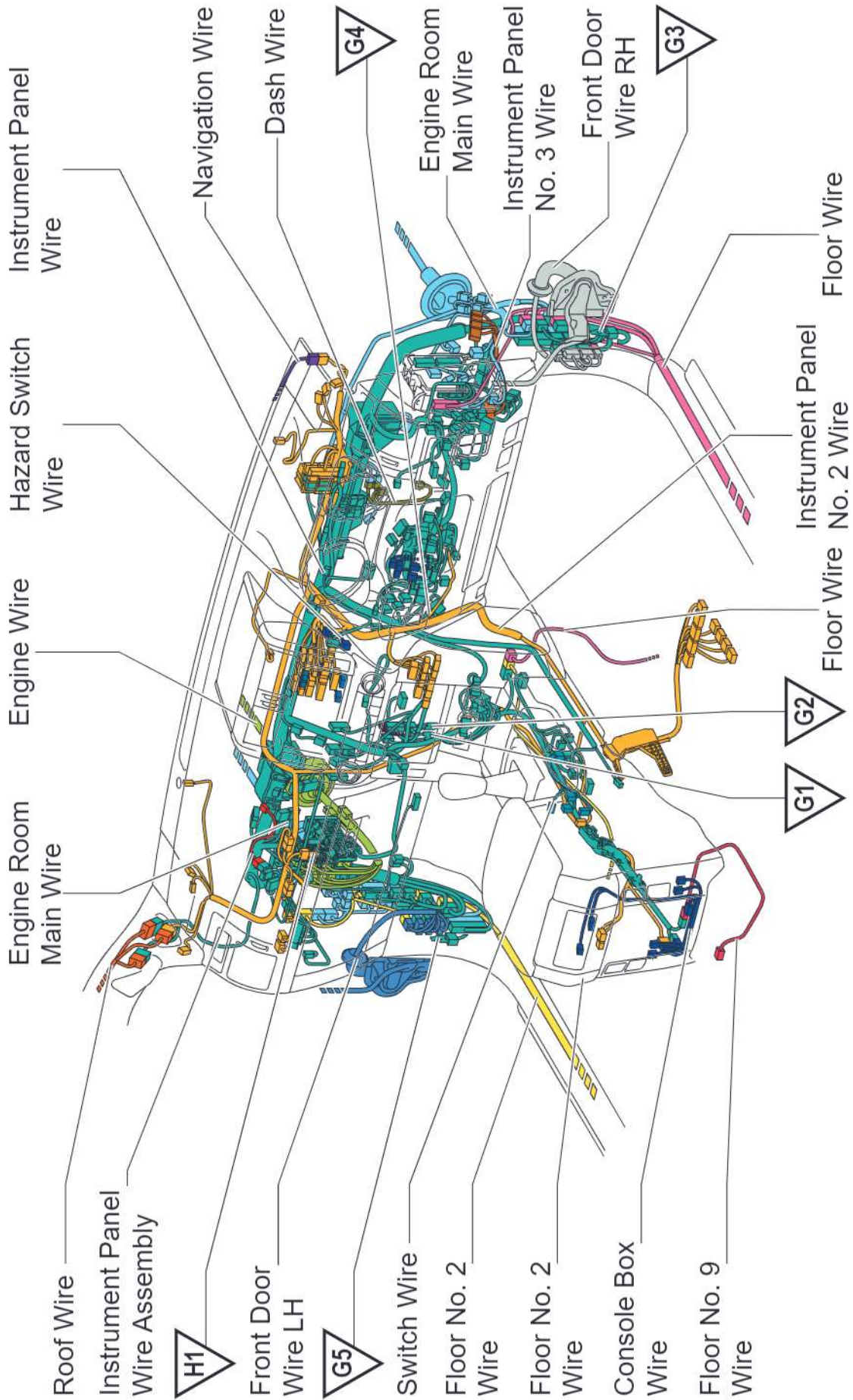


90980-12738

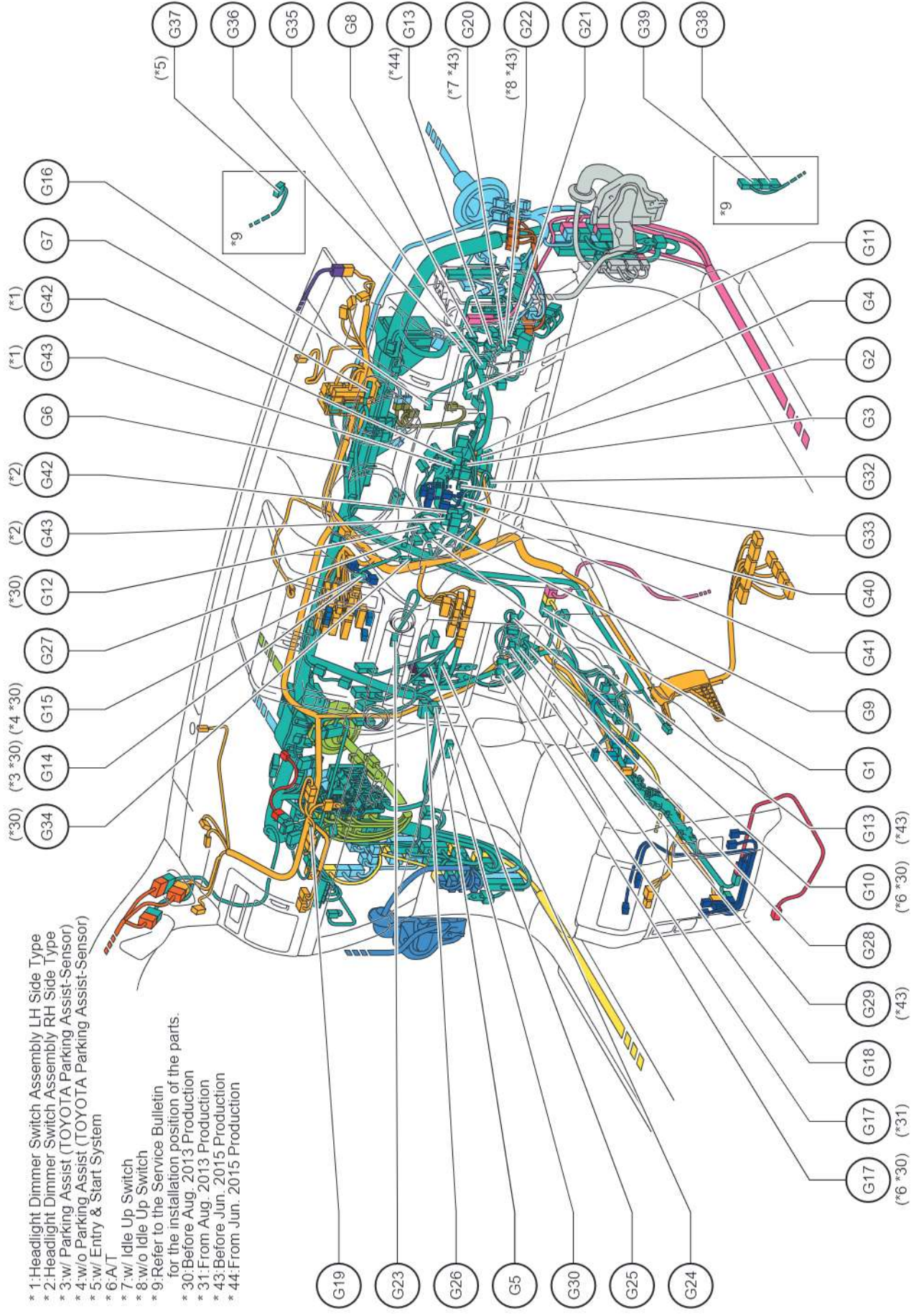
WH1
Gray

SG1
White

Ground Points in Instrument Panel (RHD Front Separate Seat) (Before Aug. 2017 Production)



Position of Parts in Instrument Panel (RHD Front Separate Seat) (Before Aug. 2017 Production)

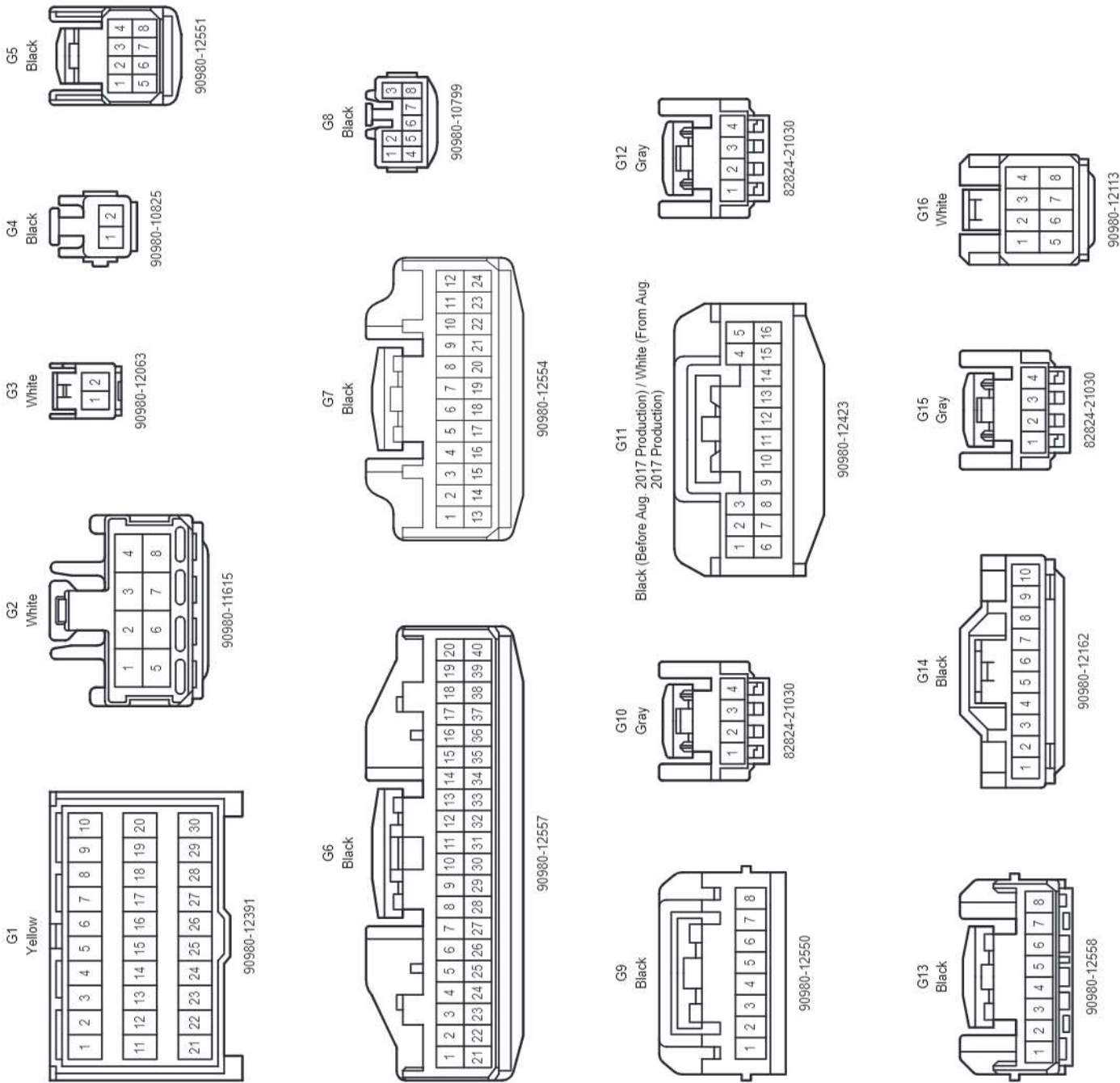


- * 1: Headlight Dimmer Switch Assembly LH Side Type
- * 2: Headlight Dimmer Switch Assembly RH Side Type
- * 3: w/ Parking Assist (TOYOTA Parking Assist-Sensor)
- * 4: w/o Parking Assist (TOYOTA Parking Assist-Sensor)
- * 5: w/ Entry & Start System
- * 6: A/T
- * 7: w/ Idle Up Switch
- * 8: w/o Idle Up Switch
- * 9: Refer to the Service Bulletin for the installation position of the parts.
- * 30: Before Aug. 2013 Production
- * 31: From Aug. 2013 Production
- * 43: Before Jun. 2015 Production
- * 44: From Jun. 2015 Production

Position of Parts in Instrument Panel (RHD Front Separate Seat) (Before Aug. 2017 Production)

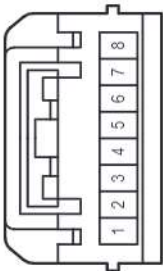
- G 1 Airbag Sensor Assembly
- G 2 Ignition or Starter Switch Assembly
- G 3 Un-Lock Warning Switch Assembly
- G 4 Key Inter Lock Solenoid
- G 5 Telltale Light Assembly
- G 6 Combination Meter Assembly
- G 7 Combination Meter Assembly
- G 8 Turn Signal Flasher Assembly
- G 9 VSC Off Switch
- G 10 Downhill Assist Control Switch
- G 11 Outer Mirror Switch Assembly
- G 12 Pattern Select Switch Assembly
- G 13 Back Sonar or Clearance Sonar Switch Assembly
- G 14 Clearance Warning Indicator Assembly
- G 15 Hazard Warning Signal Switch Assembly
- G 16 Trip Switch
- G 17 Center Differential Lock Switch
- G 18 Transfer Position Switch
- G 19 Option Connector
- G 20 Idle Up Switch
- G 21 Headlight Leveling Switch
- G 22 Heater Switch Assembly
- G 23 Integration Control and Panel Assembly
- G 24 A/C Amplifier Assembly
- G 25 A/C Amplifier Assembly
- G 26 Front Blower with Fan Motor Sub-Assembly
- G 27 Intake Air Temperature Sensor
- G 28 Quick Heater Assembly
- G 29 Quick Heater Assembly
- G 30 Glove Box Light
- G 32 Lower No. 1 Instrument Panel Airbag Assembly
- G 33 Steering Sensor
- G 34 No. 1 Clearance Warning Buzzer
- G 35 Steering Lock Actuator Assembly
- G 36 Engine Switch
- G 37 ID Code Box
- G 38 Certification ECU Assembly
- G 39 Certification ECU Assembly

Position of Parts in Instrument Panel (RHD Front Separate Seat) (Before Aug. 2017 Production)



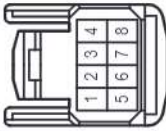
Position of Parts in Instrument Panel (RHD Front Separate Seat) (Before Aug. 2017 Production)

G22
Black



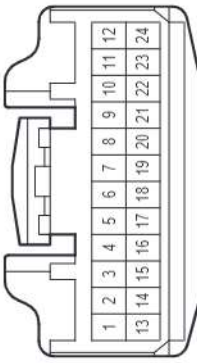
90980-12550

G23
Black



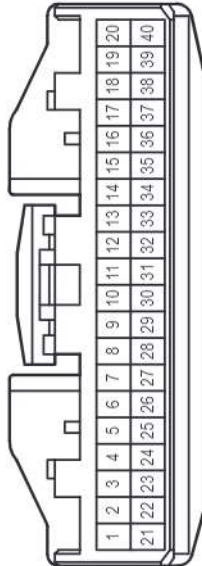
90980-12551

G24
White



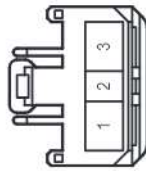
90980-12554

G25
White



90980-12557

G26
Black



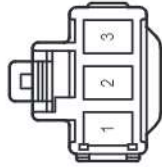
90980-11667

G27
Black



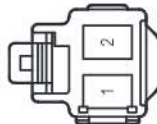
90980-11918

G28
White



90980-10956

G29
White

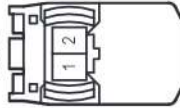


90980-10903

G30
Black

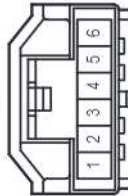


G32
Black



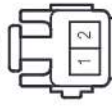
90980-12452

G33
White



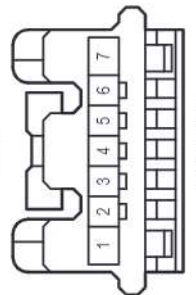
90980-11986

G34
Blue



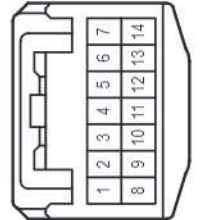
90980-10825

G35
Black



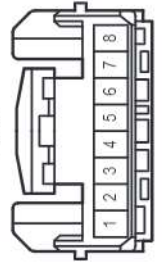
90980-12092

G36
Black



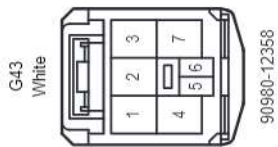
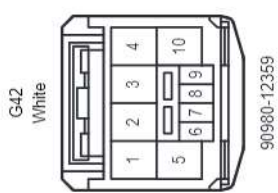
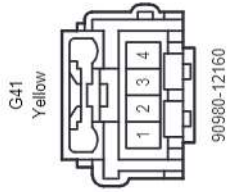
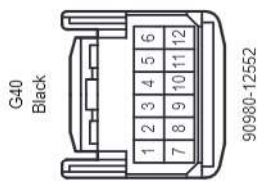
90980-12370

G37
White

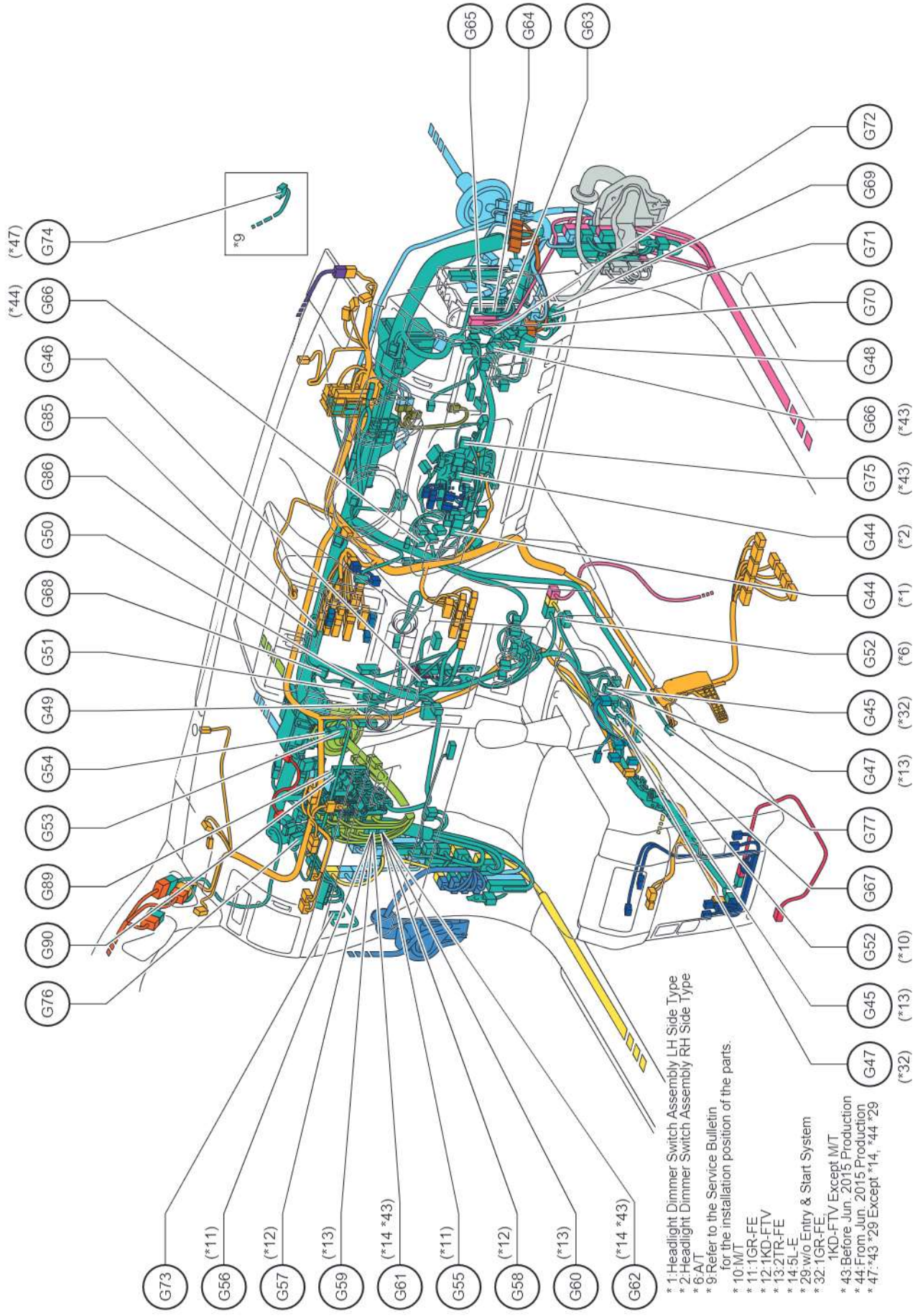


90980-12558

Position of Parts in Instrument Panel (RHD Front Separate Seat) (Before Aug. 2017 Production)



Position of Parts in Instrument Panel (RHD Front Separate Seat) (Before Aug. 2017 Production)



- * 1: Headlight Dimmer Switch Assembly LH Side Type
- * 2: Headlight Dimmer Switch Assembly RH Side Type
- * 6: A/T
- * 9: Refer to the Service Bulletin for the installation position of the parts.
- * 10: M/T
- * 11: 1GR-FE
- * 12: 1KD-FTV
- * 13: 2TR-FE
- * 14: 5L-E
- * 29: w/o Entry & Start System
- * 32: 1GR-FE, 1KD-FTV Except M/T
- * 43: Before Jun. 2015 Production
- * 44: From Jun. 2015 Production
- * 47: *43 *29 Except *14, *44 *29

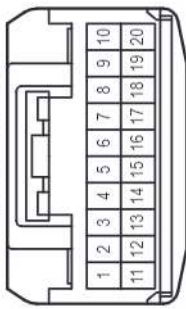
Position of Parts in Instrument Panel (RHD Front Separate Seat) (Before Aug. 2017 Production)

- G 44 Headlight Dimmer Switch Assembly
- G 45 Shift Lock Control ECU Sub-Assembly
- G 46 Power Steering ECU Assembly
- G 47 Transmission Control Switch
- G 48 DLC3
- G 49 Double Lock Door Control Relay Assembly
- G 50 Power Management Control ECU
- G 51 Power Management Control ECU
- G 52 Yaw Rate Sensor Assembly
- G 53 Four Wheel Drive Control ECU
- G 54 Four Wheel Drive Control ECU
- G 55 ECM
- G 56 ECM
- G 57 ECM
- G 58 ECM
- G 59 ECM
- G 60 ECM
- G 61 ECM
- G 62 ECM
- G 63 Main Body ECU
- G 64 Main Body ECU
- G 65 Main Body ECU
- G 66 Outer Mirror Heater Switch Assembly
- G 67 Shift Position Indicator (Console Box Assembly)
- G 68 Diode (Shift Position)
- G 69 Transmission Control ECU Assembly
- G 70 Transmission Control ECU Assembly
- G 71 Transmission Control ECU Assembly
- G 72 Headlight Cleaner Switch Assembly
- G 73 Airbag Cut Off Switch Cylinder Sub-Assembly
- G 74 Transponder Key ECU Assembly
- G 75 Transponder Key Amplifier
- G 76 Driving Support Switch Control ECU
- G 77 Parking Brake Switch Assembly
- G 85 Junction Connector
- G 86 Junction Connector
- G 89 Junction Connector
- G 90 Junction Connector

Position of Parts in Instrument Panel (RHD Front Separate Seat) (Before Aug. 2017 Production)

G44

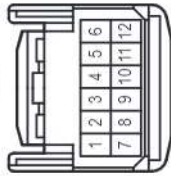
White (Before Aug. 2017 Production) / Black (From Aug. 2017 Production)



90980-12460

G45

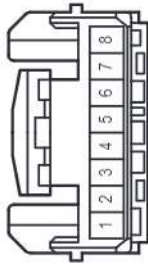
White



90980-12552

G46

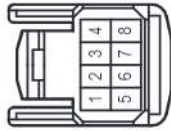
White



90980-12558

G47

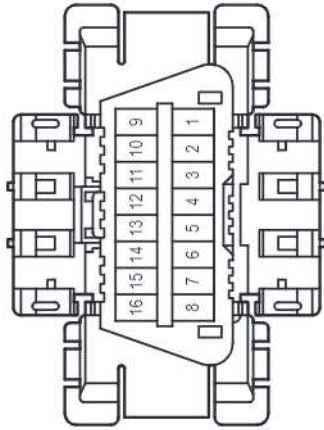
Black



90980-12551

G48

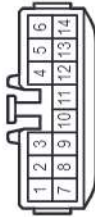
White



90980-11978

G49

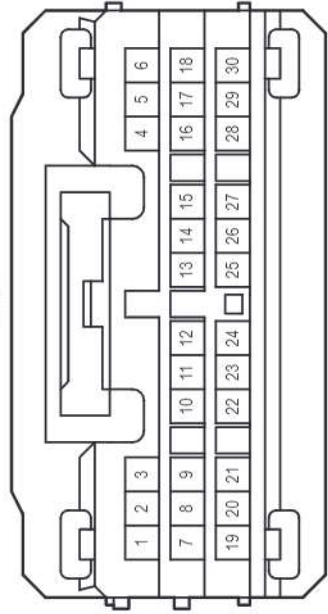
White



90980-10807

G50

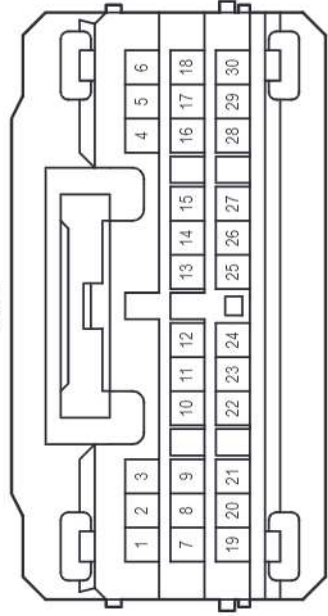
White



90980-12843

G51

Black



90980-12844

G52

Black

G53

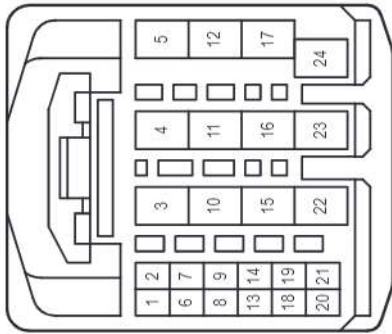
Black

G54

Black

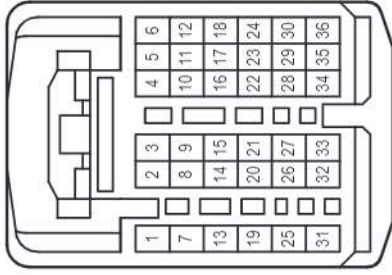
Position of Parts in Instrument Panel (RHD Front Separate Seat) (Before Aug. 2017 Production)

G55
White



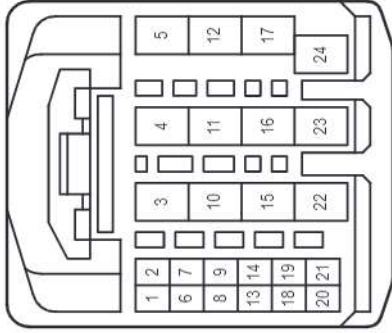
82824-26110

G56
White



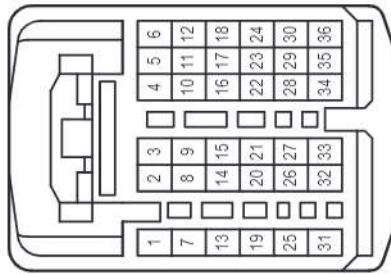
82824-26120

G57
White



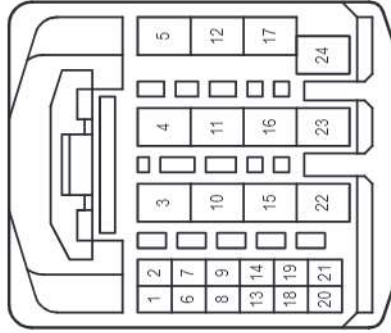
82824-26110

G58
White



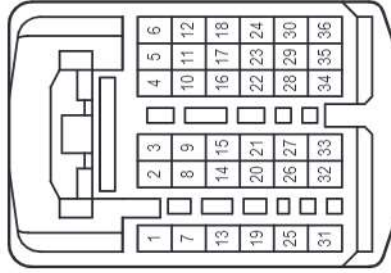
82824-26120

G59
White



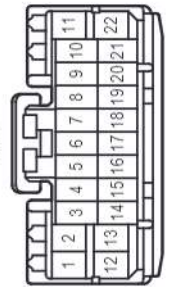
82824-26110

G60
White



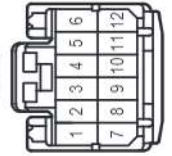
82824-26120

G61
White



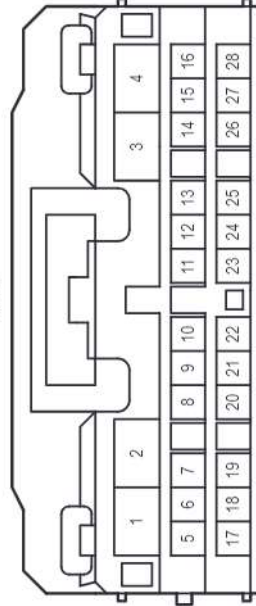
90980-11392

G62
White



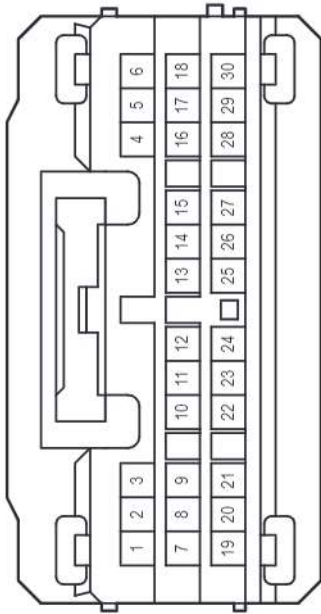
90980-11408

G63
White



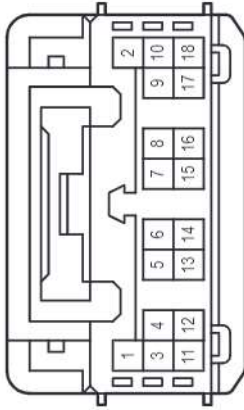
Position of Parts in Instrument Panel (RHD Front Separate Seat) (Before Aug. 2017 Production)

G64
White



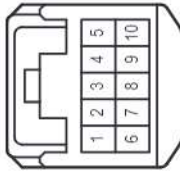
90980-12753

G65
White



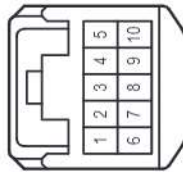
90980-12750

G66
Black



90980-12368

G67
White



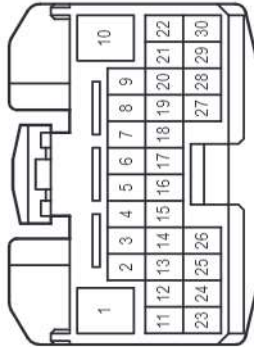
90980-12368

G68
Gray



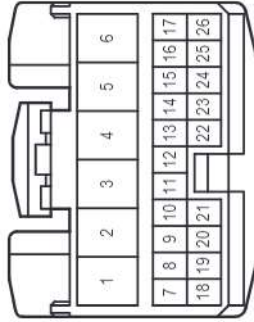
90980-11071

G69
White



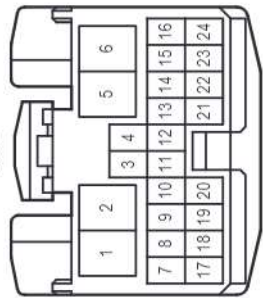
90980-12562

G70
White



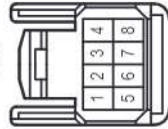
90980-12561

G71
White



90980-12560

G72
Black



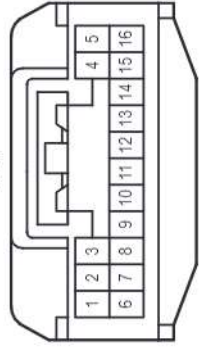
90980-12551

G73
White



90980-12063

G74
Black



90980-12423

cardiagn.com

G75
Black



G76
Black

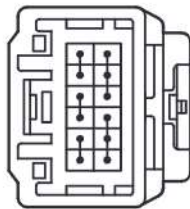
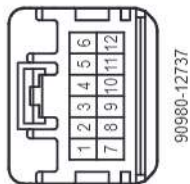


G77
White

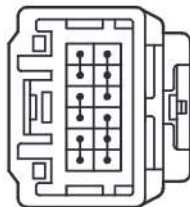
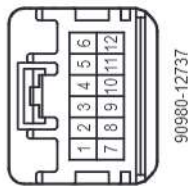


Position of Parts in Instrument Panel (RHD Front Separate Seat) (Before Aug. 2017 Production)

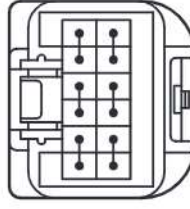
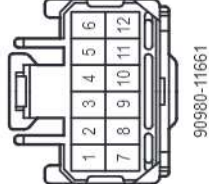
G85
Black



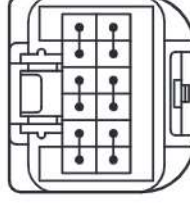
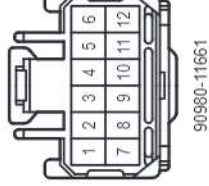
G86
Black



G89
White



G90
White

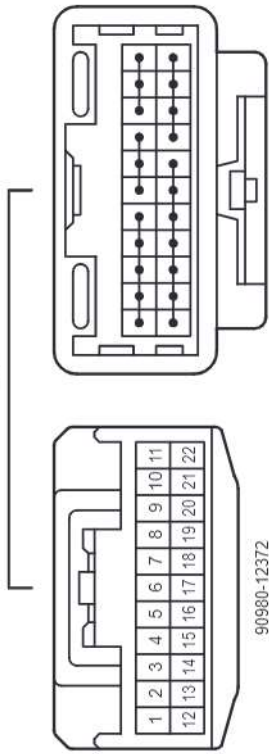


Position of Parts in Instrument Panel (RHD Front Separate Seat) (Before Aug. 2017 Production)

- G 91 Junction Connector
- G 92 Junction Connector
- G 93 Junction Connector
- G 95 Junction Connector
- G 98 Junction Connector
- G101 Junction Terminal
- G102 Junction Terminal
- G103 Junction Terminal
- G104 Junction Connector
- G105 Junction Connector
- G106 Junction Connector
- G107 Junction Connector
- G108 Seat Heater Switch LH
- G109 Seat Heater Switch RH
- G110 Differential Lock Switch
- G111 Suspension Control Switch
- G112 No. 2 Absorber Control Switch
- G113 Absorber Control Switch
- G114 Interior Foot Light RH
- G115 Interior Foot Light LH
- G116 Multiplex Tilt & Telescopic ECU
- G117 Seat Belt Control ECU
- G118 Seat Belt Control ECU
- G119 Driving Support ECU Assembly
- G120 Windshield Wiper Switch Assembly
- G121 Pre-Crash System Cancel Switch Assembly
- G122 Power Tilt Motor
- G123 Stabilizer Control ECU
- G124 Room Light Switch Assembly
- G125 Crawl Control Switch Assembly
- G126 Junction Connector
- G127 Junction Connector
- G128 Junction Connector
- G129 Junction Connector
- G130 Junction Connector
- G131 Junction Connector
- G132 Junction Connector
- G133 Junction Connector

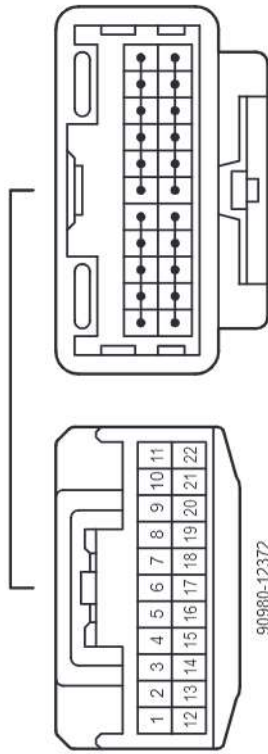
Position of Parts in Instrument Panel (RHD Front Separate Seat) (Before Aug. 2017 Production)

G91
Gray



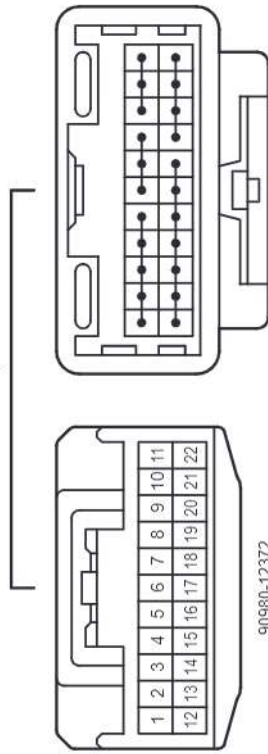
90980-12372

G92
White



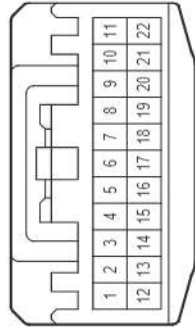
90980-12372

G93
Gray



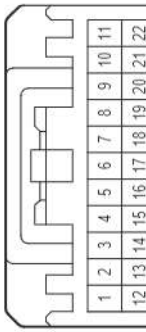
90980-12372

G95
White

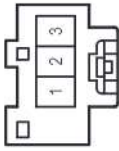


82824-30420

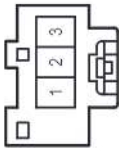
G98
White



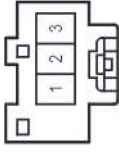
G101
White



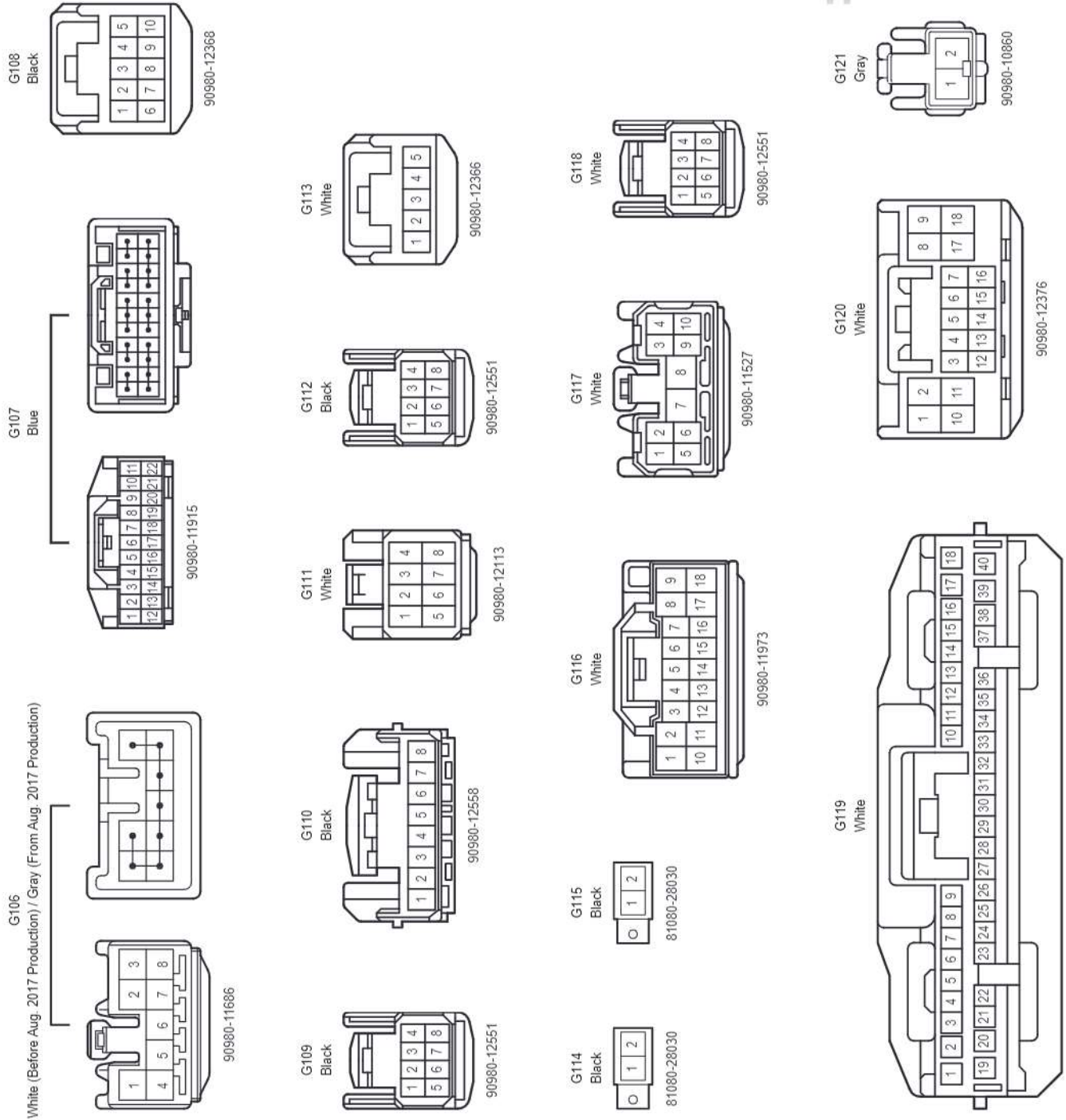
G102
White



G103
White

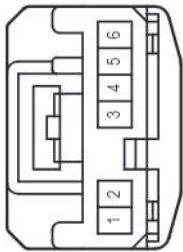


Position of Parts in Instrument Panel (RHD Front Separate Seat) (Before Aug. 2017 Production)



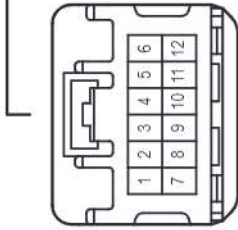
Position of Parts in Instrument Panel (RHD Front Separate Seat) (Before Aug. 2017 Production)

G125
White

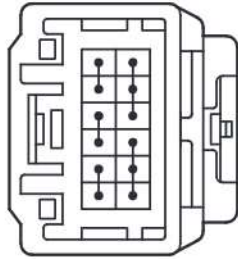


82824-48210

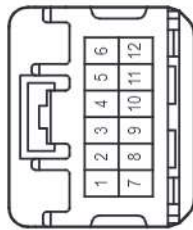
G126
Black



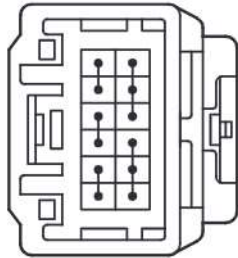
90980-12737



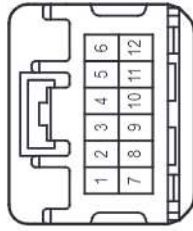
G127
Black



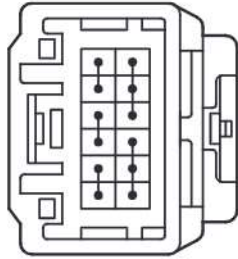
90980-12737



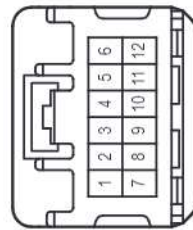
G128
Black



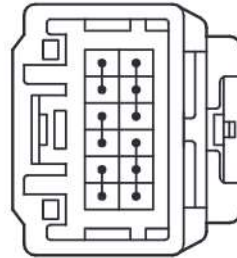
90980-12737



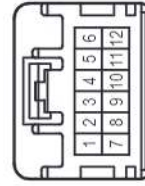
G129
Black



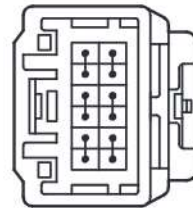
90980-12737



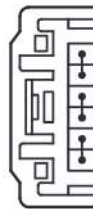
G130
White



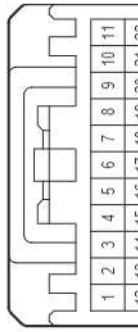
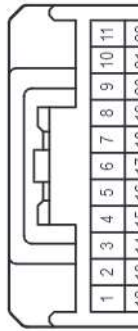
90980-12737



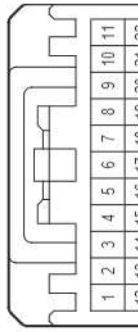
G131
White



G132
Gray



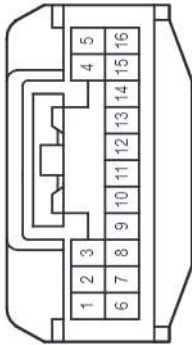
G133
White



Position of Parts in Instrument Panel (RHD Front Separate Seat) (Before Aug. 2017 Production)

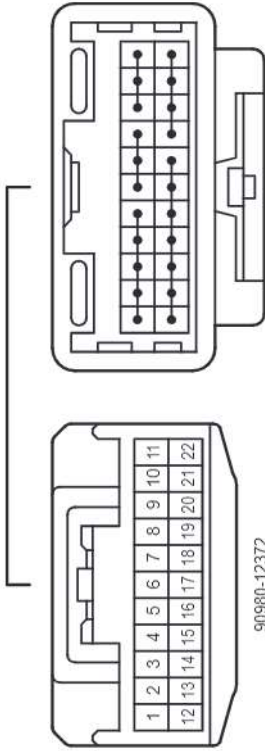
G138

White (Before Jun. 2015 Production) / Black (From Jun. 2015 Production)



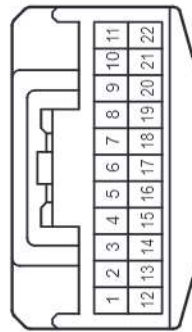
90980-12423

G142
White

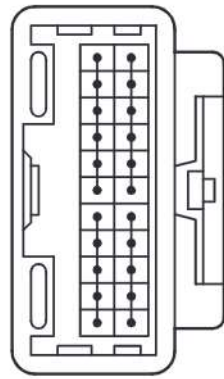


90980-12372

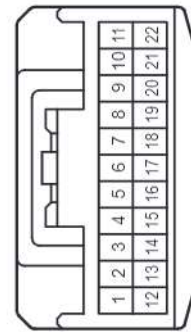
G143
Black



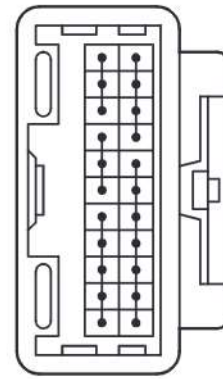
90980-12372



G144
White



90980-12372



G145
Gray



90980-10637

G146
Gray



90980-10637

G147
Gray



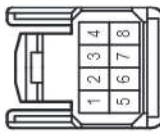
90980-10637

G149
Gray

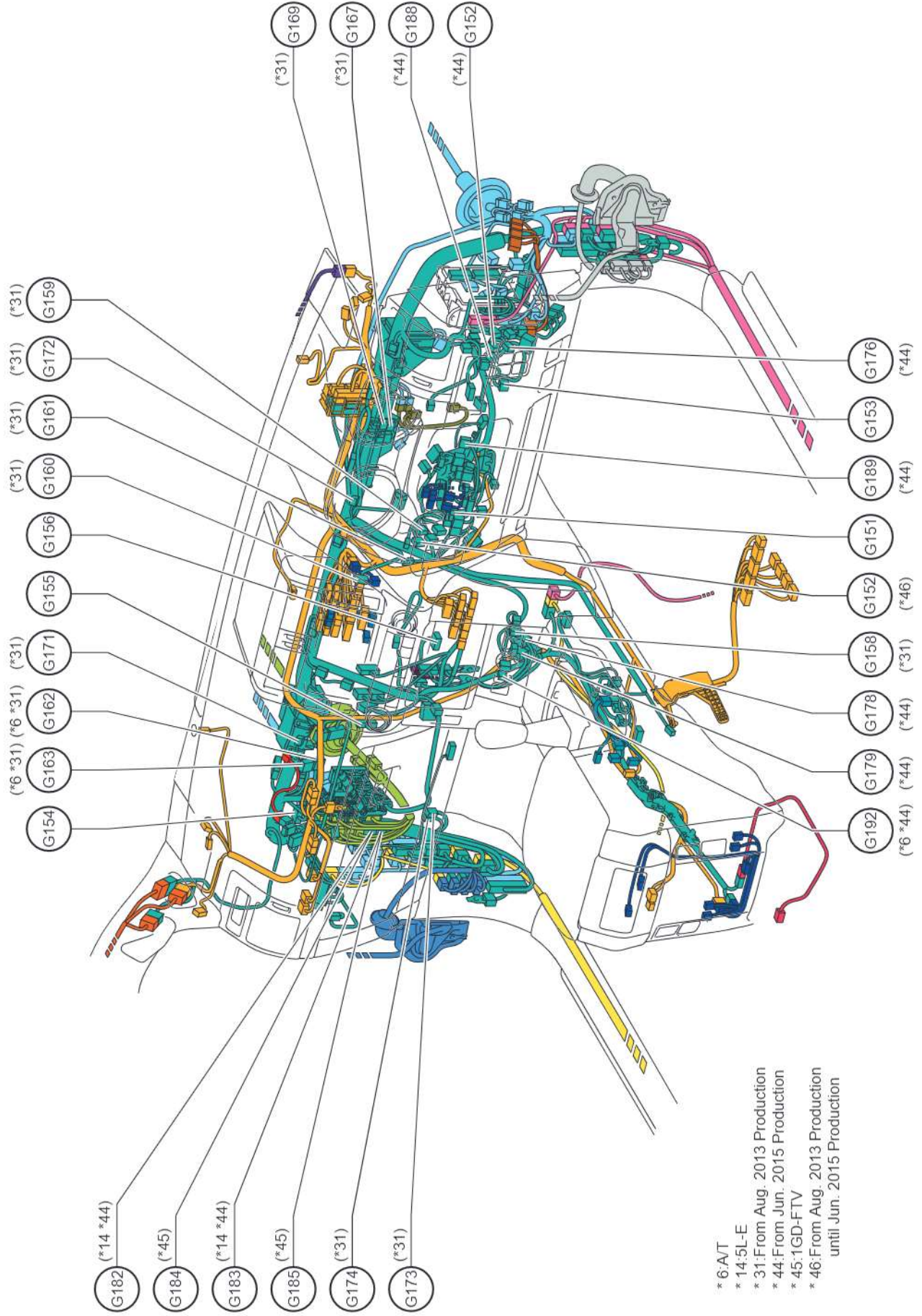


90980-10637

G150
White



Position of Parts in Instrument Panel (RHD Front Separate Seat) (Before Aug. 2017 Production)

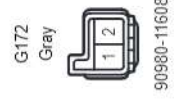
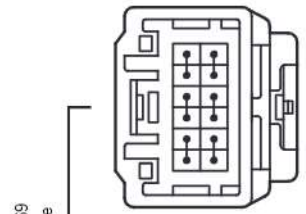
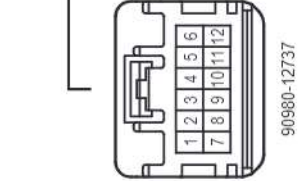
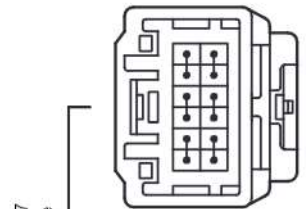
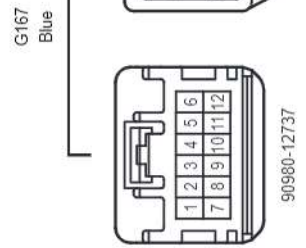
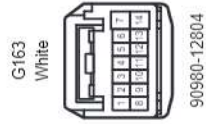
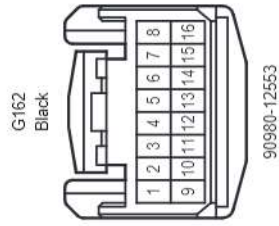
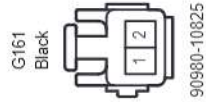
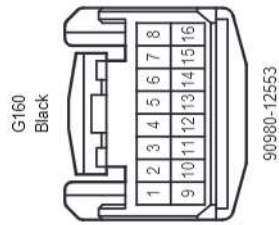
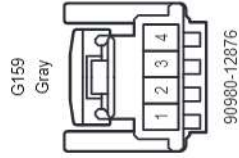
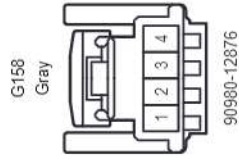
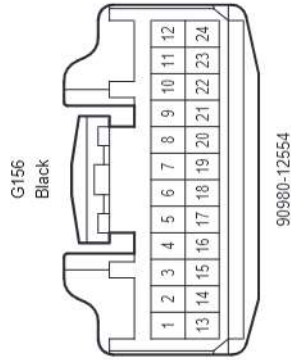
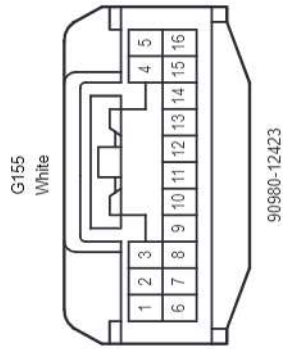
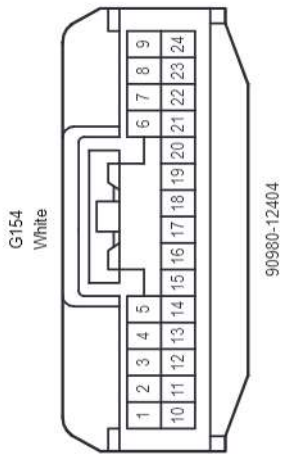
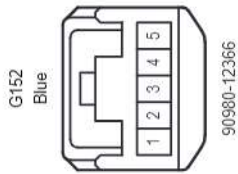
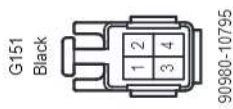


- * 6:A/T
- * 14:5L-E
- * 31:From Aug. 2013 Production
- * 44:From Jun. 2015 Production
- * 45:1GD-FTV
- * 46:From Aug. 2013 Production until Jun. 2015 Production

Position of Parts in Instrument Panel (RHD Front Separate Seat) (Before Aug. 2017 Production)

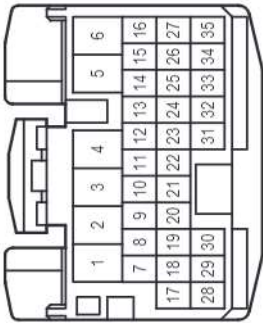
- G151 Spiral Cable Sub-Assembly
- G152 Steering Heater Switch
- G153 Tire Pressure Warning Reset Switch
- G154 Clearance Warning ECU Assembly
- G155 Network Gateway ECU
- G156 Combination Switch Assembly
- G158 Downhill Assist Control Switch
- G159 Pattern Select Switch Assembly
- G160 Clearance Warning Indicator Assembly
- G161 No. 1 Clearance Warning Buzzer
- G162 Driving Support Switch Control ECU
- G163 Driving Support Switch Control ECU
- G167 Junction Connector
- G169 Junction Connector
- G171 Diode (Shift Position No. 1)
- G172 Diode (Shift Position No. 2)
- G173 Diode (Oil Pressure)
- G174 Diode (Viscous Relay)
- G176 Idle Up Switch
- G178 Quick Heater Assembly
- G179 Quick Heater Assembly
- G182 ECM
- G183 ECM
- G184 ECM
- G185 ECM
- G188 Room Light Switch Assembly
- G189 Transponder Key Coil
- G192 Differential Lock Switch

Position of Parts in Instrument Panel (RHD Front Separate Seat) (Before Aug. 2017 Production)



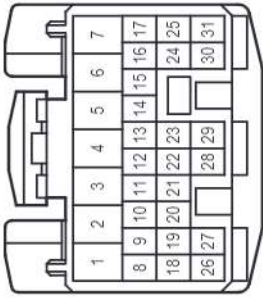
Position of Parts in Instrument Panel (RHD Front Separate Seat) (Before Aug. 2017 Production)

G182
White



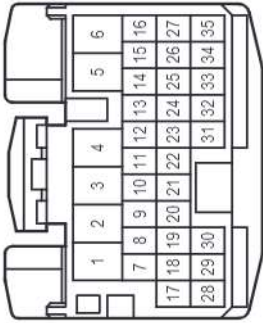
90980-12529

G183
White



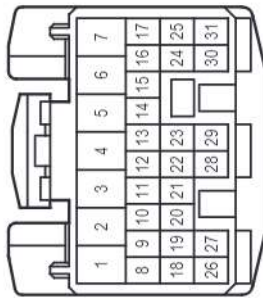
90980-12525

G184
White



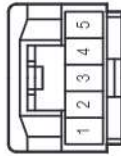
90980-12529

G185
White



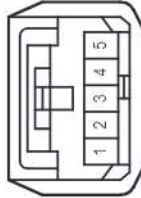
90980-12525

G188
White



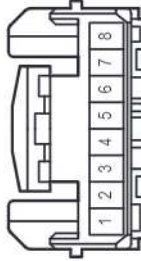
90980-11909

G189
Black



90980-12954

G192
Black

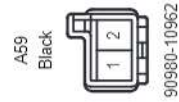
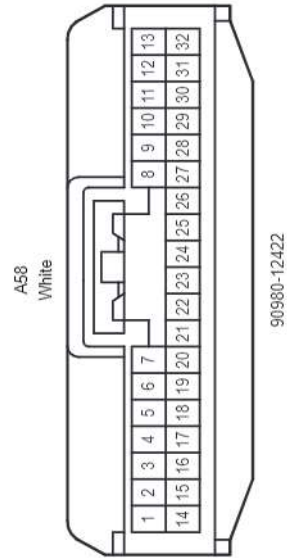
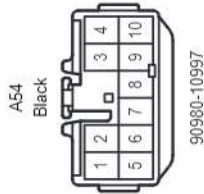
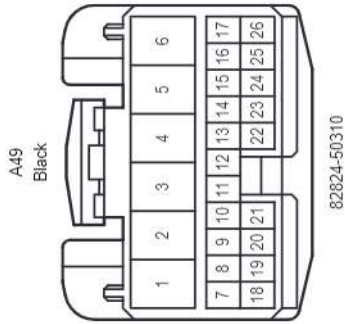
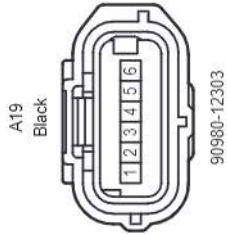
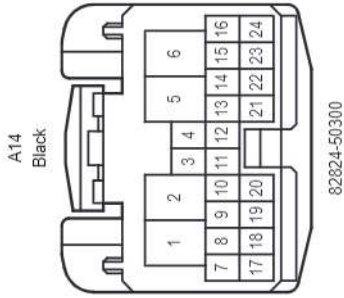
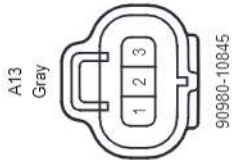
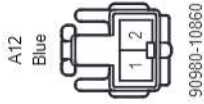
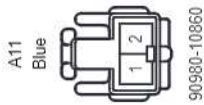
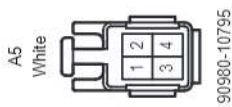


90980-12558

Position of Parts in Instrument Panel (RHD Front Separate Seat) (Before Aug. 2017 Production)

- A 5 Stop Light Switch Assembly
- A 11 Brake Pedal Load Sensing Switch
- A 12 Skid Control Buzzer Assembly
- A 13 Front Acceleration Sensor Assembly
- A 14 Suspension Control ECU
- A 19 Acceleration Sensor
- A 49 Suspension Control ECU
- A 54 Stop Light Control Relay Assembly
- A 58 Headlight Swivel ECU Assembly
- A 59 Diode (Stop Light)
- A 64 Junction Connector
- A 65 Junction Connector
- A 66 Junction Connector
- A 72 Junction Connector
- A 84 Diode (A/C COMP Relay)
- A 85 Stop Light Switch Assembly
- A 88 Diode (A/C COMP Relay)
- A 93 Diode (Clearance Light RH)
- A 94 Diode (Clearance Light LH)
- C 34 ECM
- C 35 ECM
- C 36 ECM
- C 37 ECM
- C 47 Junction Connector
- C 48 Junction Connector
- C 49 Junction Connector
- C 61 ECM
- C 62 ECM
- C 63 ECM
- C 64 ECM
- C 90 ECM
- C 91 ECM
- C 92 ECM
- C 93 ECM
- C101 ECM
- C102 ECM
- C136 Junction Connector
- C149 ECM

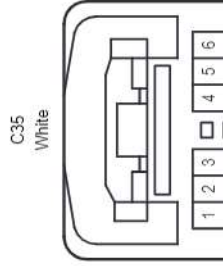
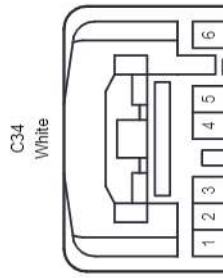
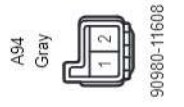
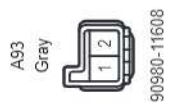
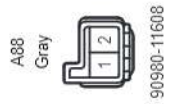
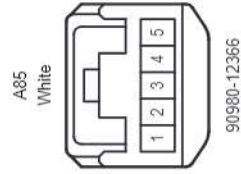
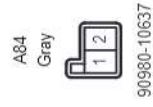
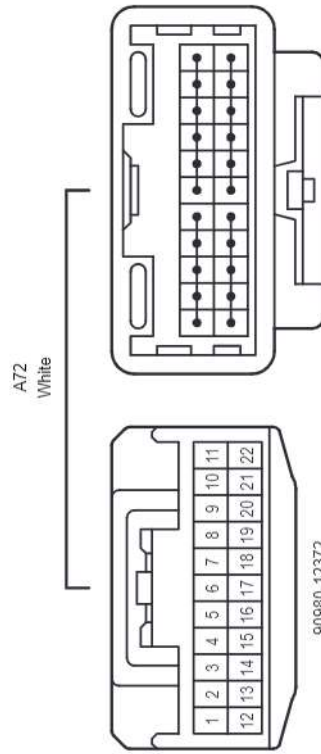
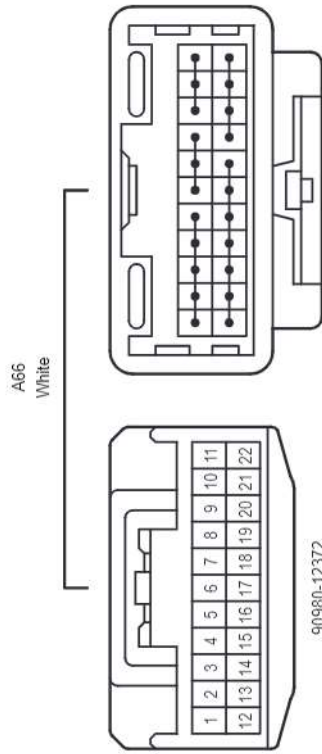
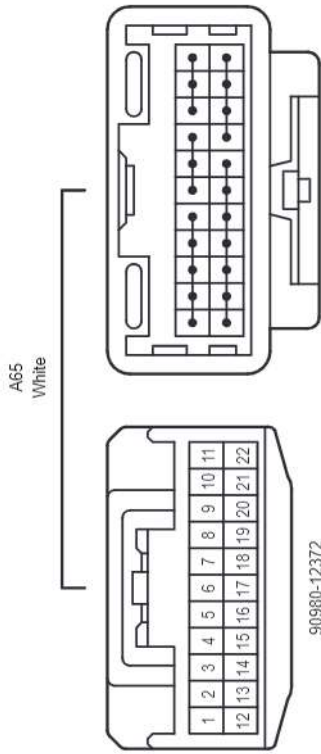
Position of Parts in Instrument Panel (RHD Front Separate Seat) (Before Aug. 2017 Production)



A64
White

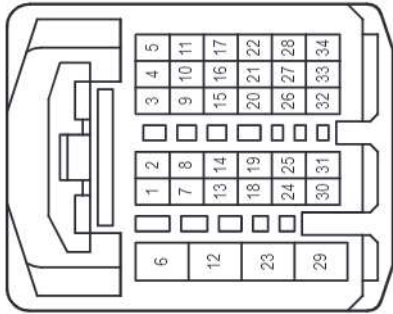


Position of Parts in Instrument Panel (RHD Front Separate Seat) (Before Aug. 2017 Production)



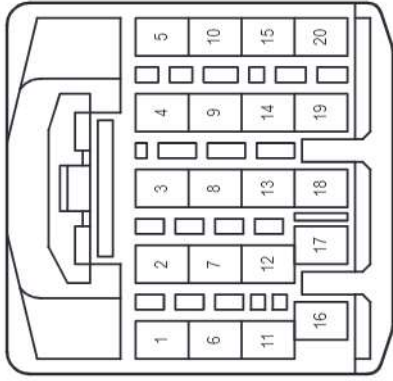
Position of Parts in Instrument Panel (RHD Front Separate Seat) (Before Aug. 2017 Production)

C36
White



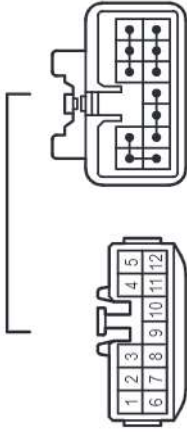
82824-26150

C37
White



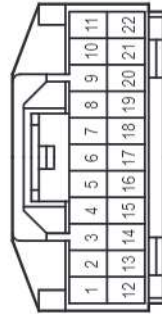
82824-26160

C47
Black



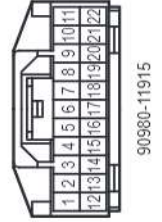
90980-10803

C48
White



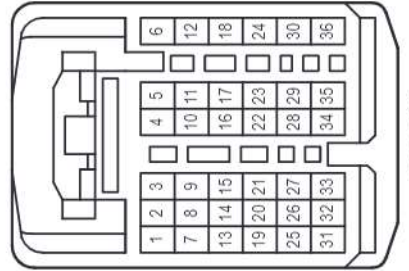
90980-11915

C49
Blue



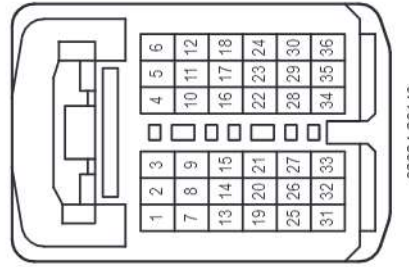
90980-11915

C61
White



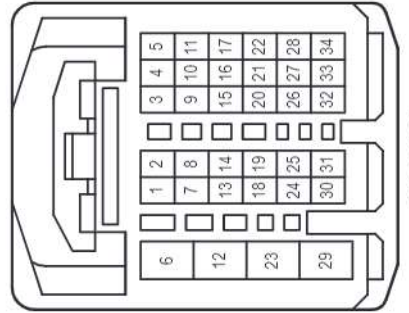
82824-26130

C62
White



82824-26140

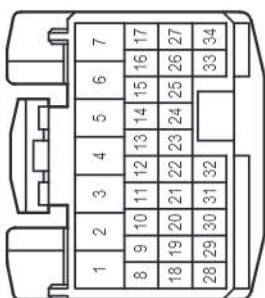
C63
White



82824-26150

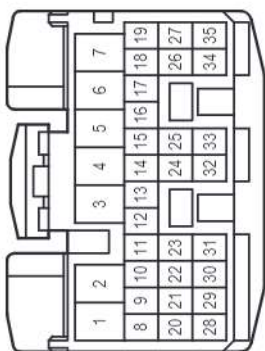
Position of Parts in Instrument Panel (RHD Front Separate Seat) (Before Aug. 2017 Production)

C161
White



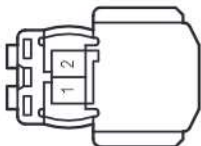
90980-12527

C162
White



90980-12528

F1
Orange



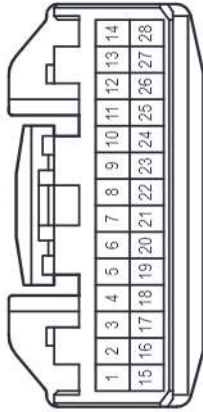
90980-12576

Position of Parts in Instrument Panel (RHD Front Separate Seat) (Before Aug. 2017 Production)

- H 1 Radio Receiver Assembly
- H 2 Display & Navigation Module Display
- H 3 Display & Navigation Module Display
- H 4 Display & Navigation Module Display
- H 5 Display & Navigation Module Display
- H 6 Stereo Component Amplifier Assembly
- H 7 Stereo Component Amplifier Assembly
- H 8 Display & Navigation Module Display
- H 9 Display & Navigation Module Display
- H 10 Front No. 1 Speaker Assembly RH
- H 11 Stereo Component Amplifier Assembly
- H 12 Stereo Component Amplifier Assembly
- H 13 Front No. 1 Speaker Assembly LH
- H 14 Front No. 4 Speaker Assembly
- H 15 Display & Navigation Module Display
- H 16 Multi-Media Module Navigation Assembly
- H 17 Multi-Media Interface ECU
- H 18 Multi-Media Interface ECU
- H 19 Automatic Light Control Sensor
- H 21 Front No. 3 Speaker Assembly RH
- H 22 Front No. 3 Speaker Assembly LH
- H 23 Theft Warning Indicator Light Assembly
- H 24 Junction Connector
- H 25 Junction Connector
- H 26 Junction Connector
- H 27 Radio Receiver Assembly
- H 28 Radio Receiver Assembly
- H 29 Radio Receiver Assembly
- H 30 Radio Receiver Assembly
- H 31 Stereo Component Amplifier Assembly
- H 32 Accessory Meter Assembly
- H 33 Multi-Media Interface ECU
- H 34 Front No. 2 Speaker Assembly RH
- H 35 Front No. 2 Speaker Assembly LH
- H 36 Radio Receiver Assembly
- H 37 Amplifier Antenna Assembly
- H 38 Radio Receiver Assembly
- H 39 No. 1 Stereo Jack Adapter Assembly

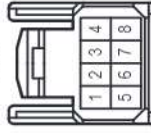
Position of Parts in Instrument Panel (RHD Front Separate Seat) (Before Aug. 2017 Production)

H1
White



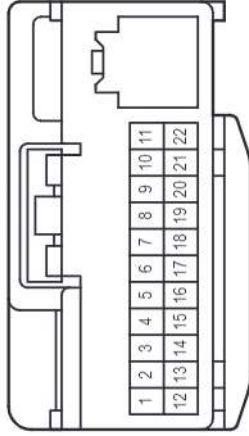
90980-12555

H2
White



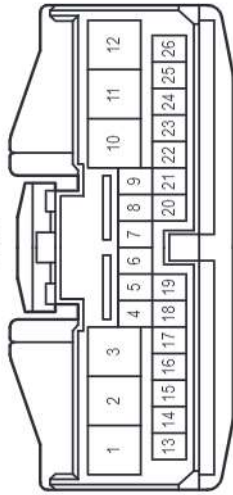
90980-12551

H3
White



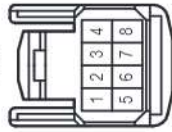
90980-12721

H4
White



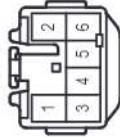
90980-12444

H5
White



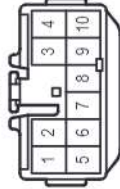
90980-12551

H6
White



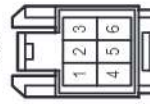
90980-10996

H7
White



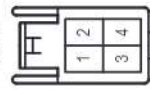
90980-10997

H8
Blue



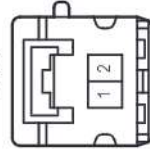
90980-12012

H9
White



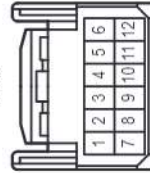
90980-12211

H10
White



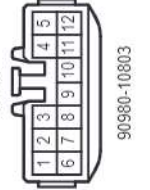
90980-12808

H11
White



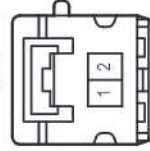
90980-12552

H12
White



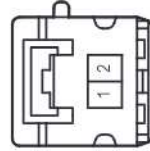
90980-10803

H13
White



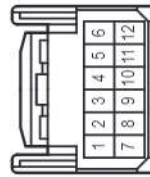
90980-12808

H14
White



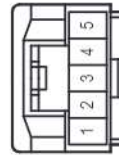
90980-12808

H15
White



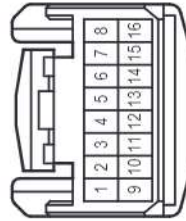
90980-12552

H16
White



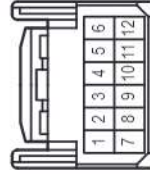
90980-11909

H17
White



90980-12552

H18
Black

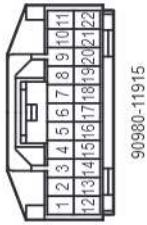


90980-12552

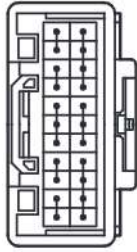
Position of Parts in Instrument Panel (RHD Front Separate Seat) (Before Aug. 2017 Production)

H24

White (Before Aug. 2017 Production) / Blue (From Aug. 2017 Production)



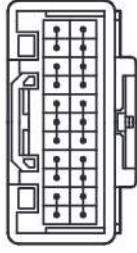
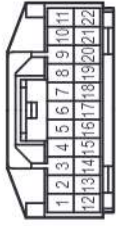
90980-11915



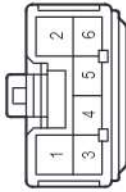
90980-11915

H25

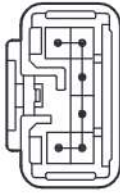
White (Before Aug. 2017 Production) / Blue (From Aug. 2017 Production)



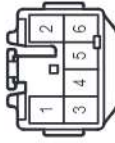
H26
White



90980-10976

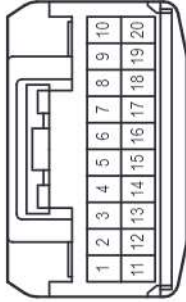


H27
White



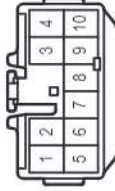
90980-10996

H28
White



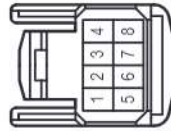
90980-12460

H29
White



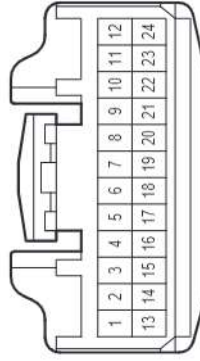
90980-10997

H30
White



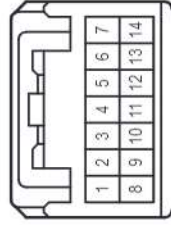
90980-12551

H31
White



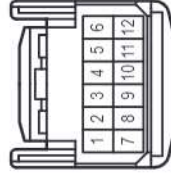
90980-12554

H32
White



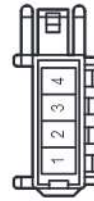
90980-12370

H33
White



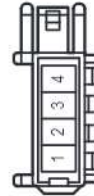
90980-12552

H34
White



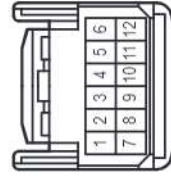
90980-12304

H35
White



90980-12304

H36
White



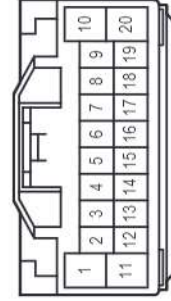
90980-12552

H37
White



90980-10871

H38
White



90980-12038

H39
Black

H40
Brown

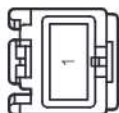
H41
Gray

H42
Gray

H43
Gray

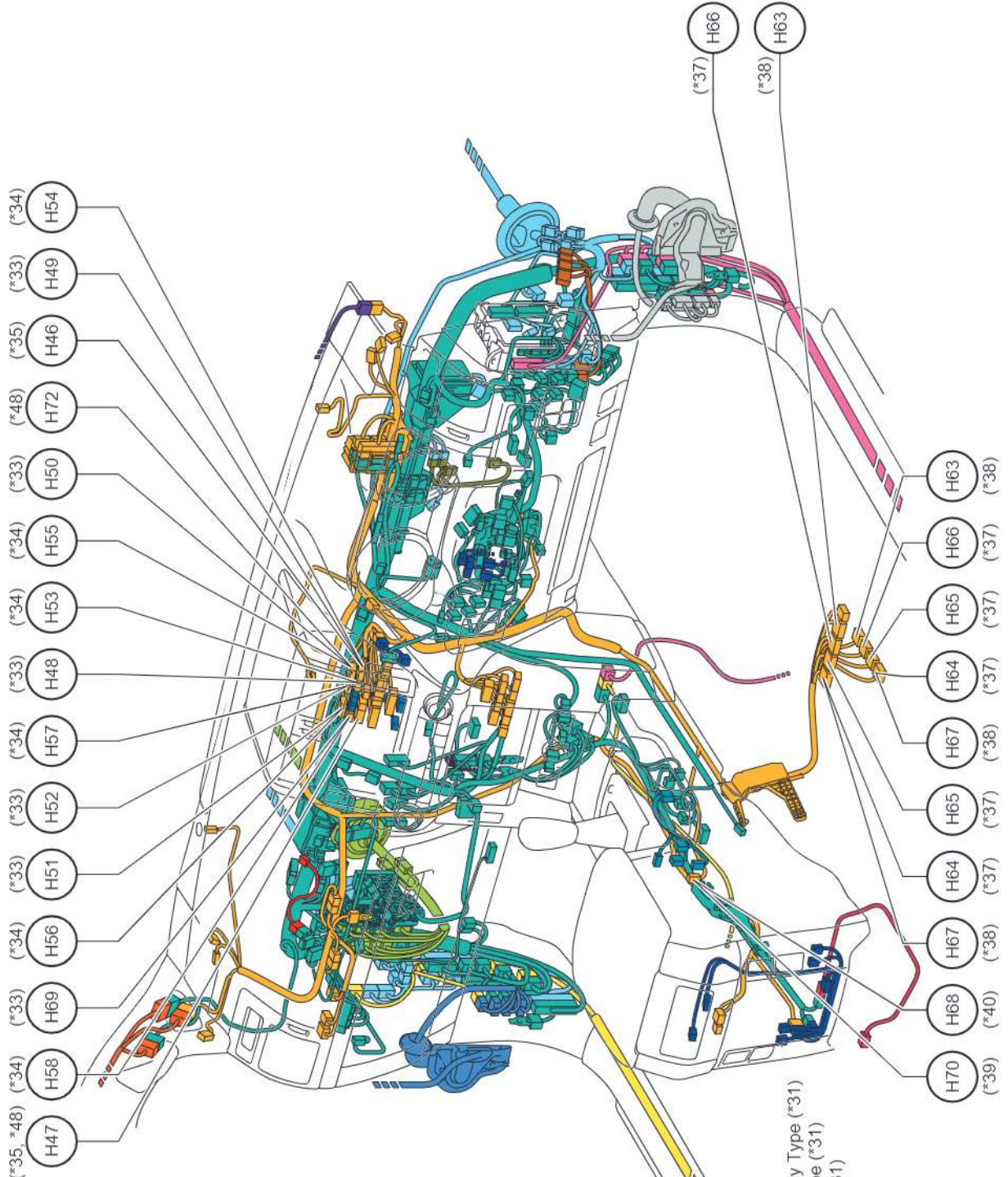
H44
Gray

H45
Brown



90980-12715

Position of Parts in Instrument Panel (RHD Front Separate Seat) (Before Aug. 2017 Production)

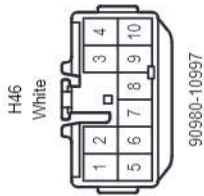


- * 31: From Aug. 2013 Production
- * 33: Radio & Display Receiver Assembly Type (*31)
- * 34: Navigation Receiver Assembly Type (*31)
- * 35: Radio Receiver Assembly Type (*31)
- * 37: JBL Type (*31)
- * 38: PIONEER Type (*31)
- * 39: 1GR-FE Australia (*31)
- * 40: Except *39 (*31)
- * 44: From Jun. 2015 Production
- * 48: Audio Less Type (*44)

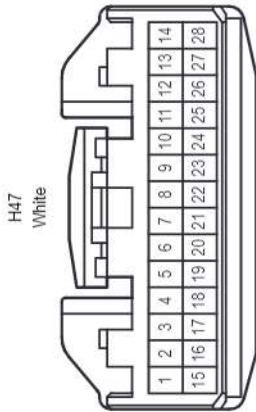
Position of Parts in Instrument Panel (RHD Front Separate Seat) (Before Aug. 2017 Production)

- H 46 Radio Receiver Assembly
- H 47 Radio Receiver Assembly
- H 48 Radio & Display Receiver Assembly
- H 49 Radio & Display Receiver Assembly
- H 50 Radio & Display Receiver Assembly
- H 51 Radio & Display Receiver Assembly
- H 52 Radio & Display Receiver Assembly
- H 53 Navigation Receiver Assembly
- H 54 Navigation Receiver Assembly
- H 55 Navigation Receiver Assembly
- H 56 Navigation Receiver Assembly
- H 57 Navigation Receiver Assembly
- H 58 Navigation Receiver Assembly
- H 63 Stereo Component Amplifier Assembly
- H 64 Stereo Component Amplifier Assembly
- H 65 Stereo Component Amplifier Assembly
- H 66 Stereo Component Amplifier Assembly
- H 67 Stereo Component Amplifier Assembly
- H 68 No. 1 Stereo Jack Adapter Assembly
- H 69 Radio & Display Receiver Assembly
- H 70 No. 1 Stereo Jack Adapter Assembly
- H 72 Radio Receiver Assembly

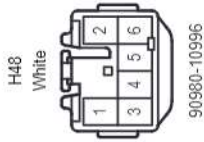
Position of Parts in Instrument Panel (RHD Front Separate Seat) (Before Aug. 2017 Production)



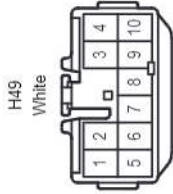
90980-10997



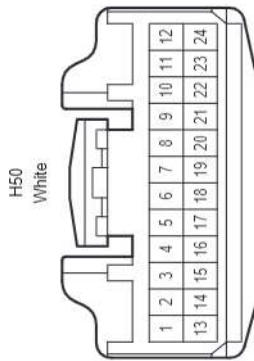
90980-12555



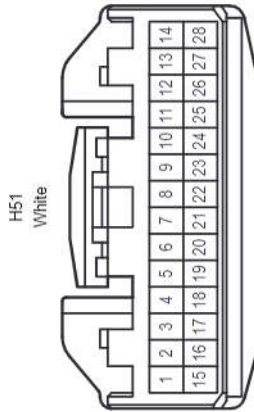
90980-10996



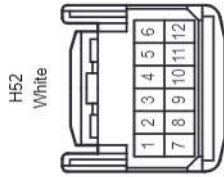
90980-10997



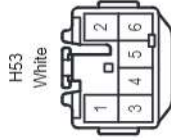
90980-12554



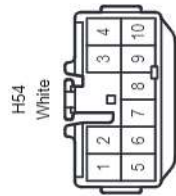
90980-12555



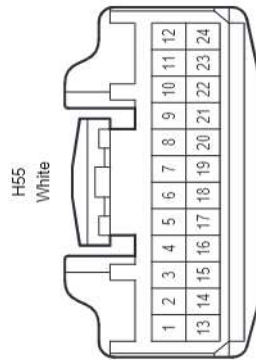
90980-12552



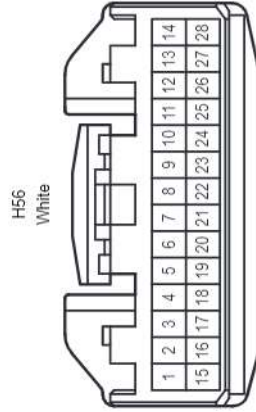
90980-10996



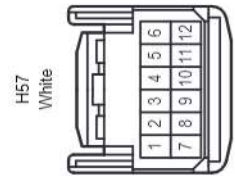
90980-10997



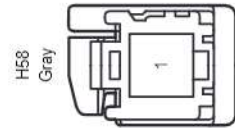
90980-12554



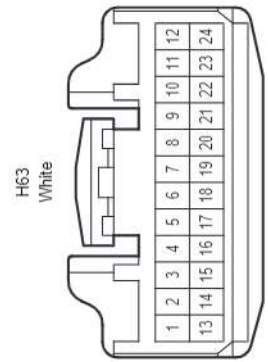
90980-12555



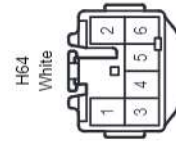
90980-12552



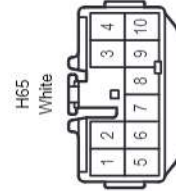
90980-12A52



90980-12554



90980-10996

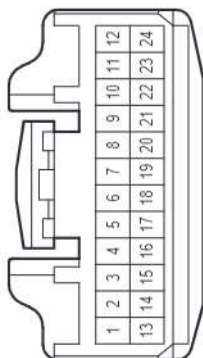


90980-10997

cardiagn.com

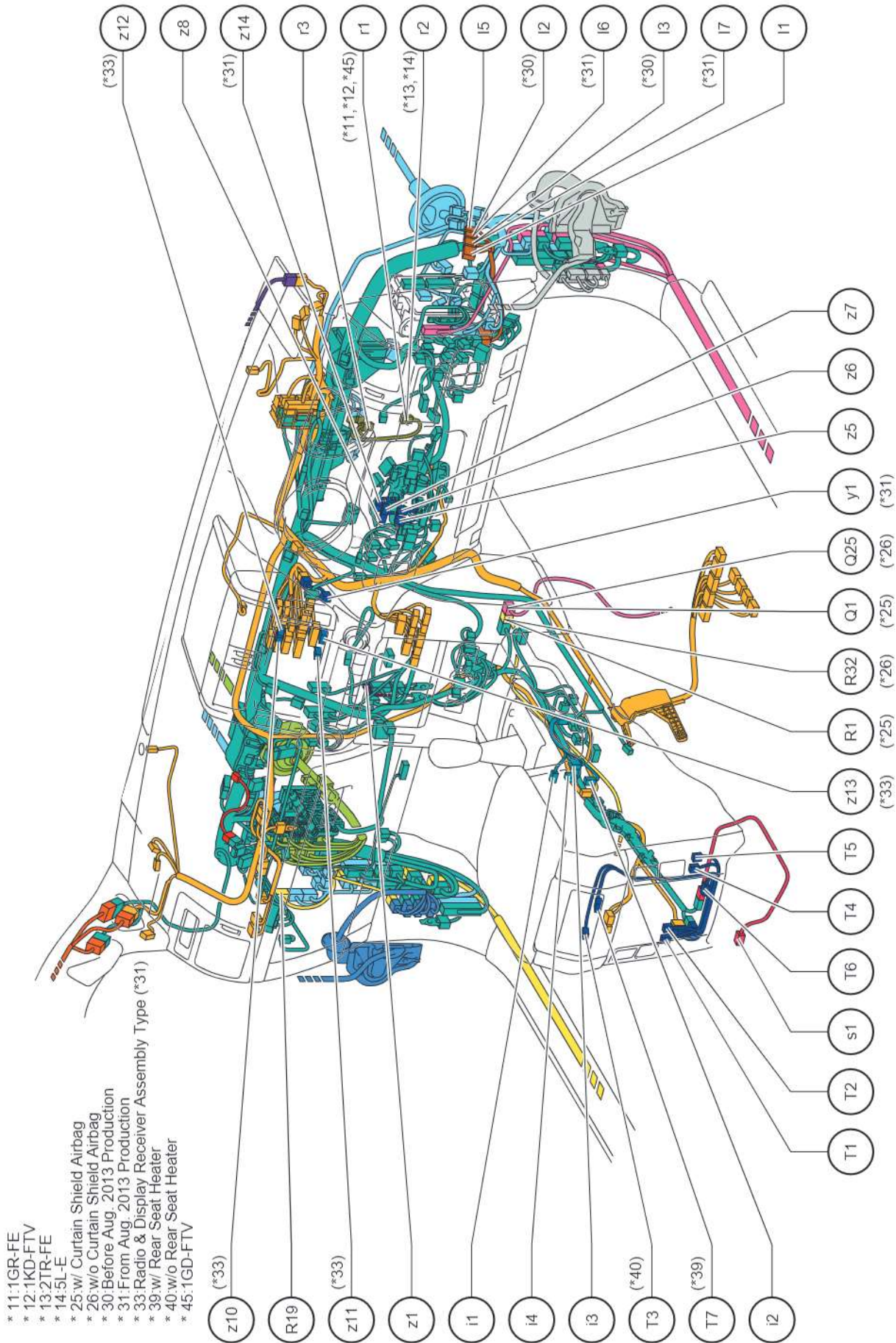
Position of Parts in Instrument Panel (RHD Front Separate Seat) (Before Aug. 2017 Production)

H72
White



90980-12554

Position of Parts in Instrument Panel (RHD Front Separate Seat) (Before Aug. 2017 Production)

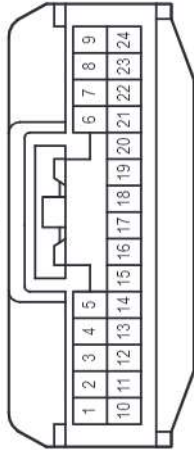


- * 11:1GR-FE
- * 12:1KD-FTV
- * 13:2TR-FE
- * 14:5L-E
- * 25:w/ Curtain Shield Airbag
- * 26:w/o Curtain Shield Airbag
- * 30:Before Aug. 2013 Production
- * 31:From Aug. 2013 Production
- * 33:Radio & Display Receiver Assembly Type (*31)
- * 39:w/ Rear Seat Heater
- * 40:w/o Rear Seat Heater
- * 45:1GD-FTV

I	1	Clearance Warning ECU Assembly
I	2	Parking Assist ECU
I	3	Parking Assist ECU
I	5	Parking Assist ECU
I	6	Parking Assist ECU
I	7	Parking Assist ECU
Q	1	Airbag Sensor Assembly
Q	25	Airbag Sensor Assembly
R	1	Airbag Sensor Assembly
R	19	Suspension Control ECU
R	32	Airbag Sensor Assembly
T	1	Video Adapter Terminal
T	2	Headphone Terminal RH
T	3	A/C Control Assembly
T	4	Headphone Terminal LH
T	5	Power Outlet Socket Assembly
T	6	Cooling Box Assembly
T	7	A/C Control Assembly
i	1	No. 1 Indoor Electrical Key Antenna Assembly
i	2	Power Point Socket Assembly
i	3	Seat Heater Switch RH
i	4	Seat Heater Switch LH
r	1	Clutch Start Switch Assembly
r	2	Clutch Start Switch Assembly
r	3	Clutch Switch Assembly
s	1	No. 2 Indoor Electrical Key Antenna Assembly
y	1	Hazard Warning Signal Switch Assembly
z	1	A/C Amplifier Assembly , A/C Blower Assembly
z	5	Driver Side Squib Circuit , Spiral Cable Sub-Assembly
z	6	Driver Side Squib 2nd Step Circuit , Spiral Cable Sub-Assembly
z	7	Cruise Control Main Switch , Spiral Cable Sub-Assembly , Steering Pad Switch Assembly
z	8	Spiral Cable Sub-Assembly , Steering Pad Switch Assembly
z	10	Radio & Display Receiver Assembly
z	11	Navigation ECU Assembly
z	12	Radio & Display Receiver Assembly
z	13	Navigation ECU Assembly
z	14	Steering Wheel Heater Control Assembly , Spiral Cable Sub-Assembly

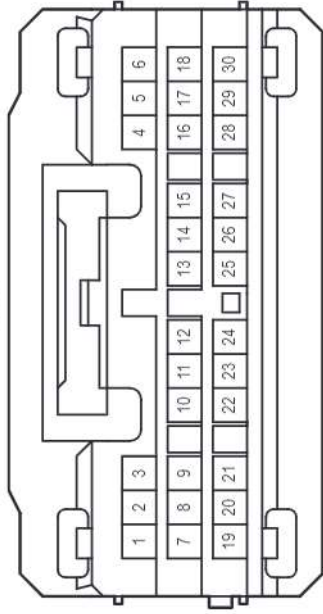
Position of Parts in Instrument Panel (RHD Front Separate Seat) (Before Aug. 2017 Production)

I1
White



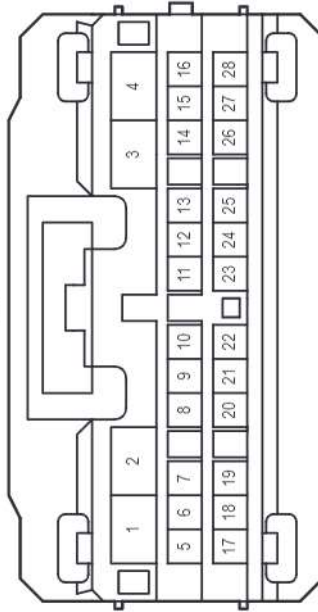
90980-12404

I2
White



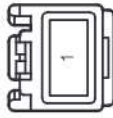
90980-12761

I3
White



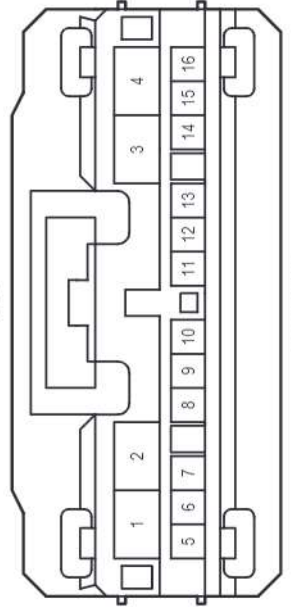
90980-12760

I5
White



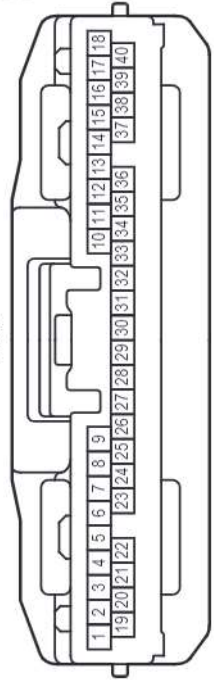
90980-12596

I6
White



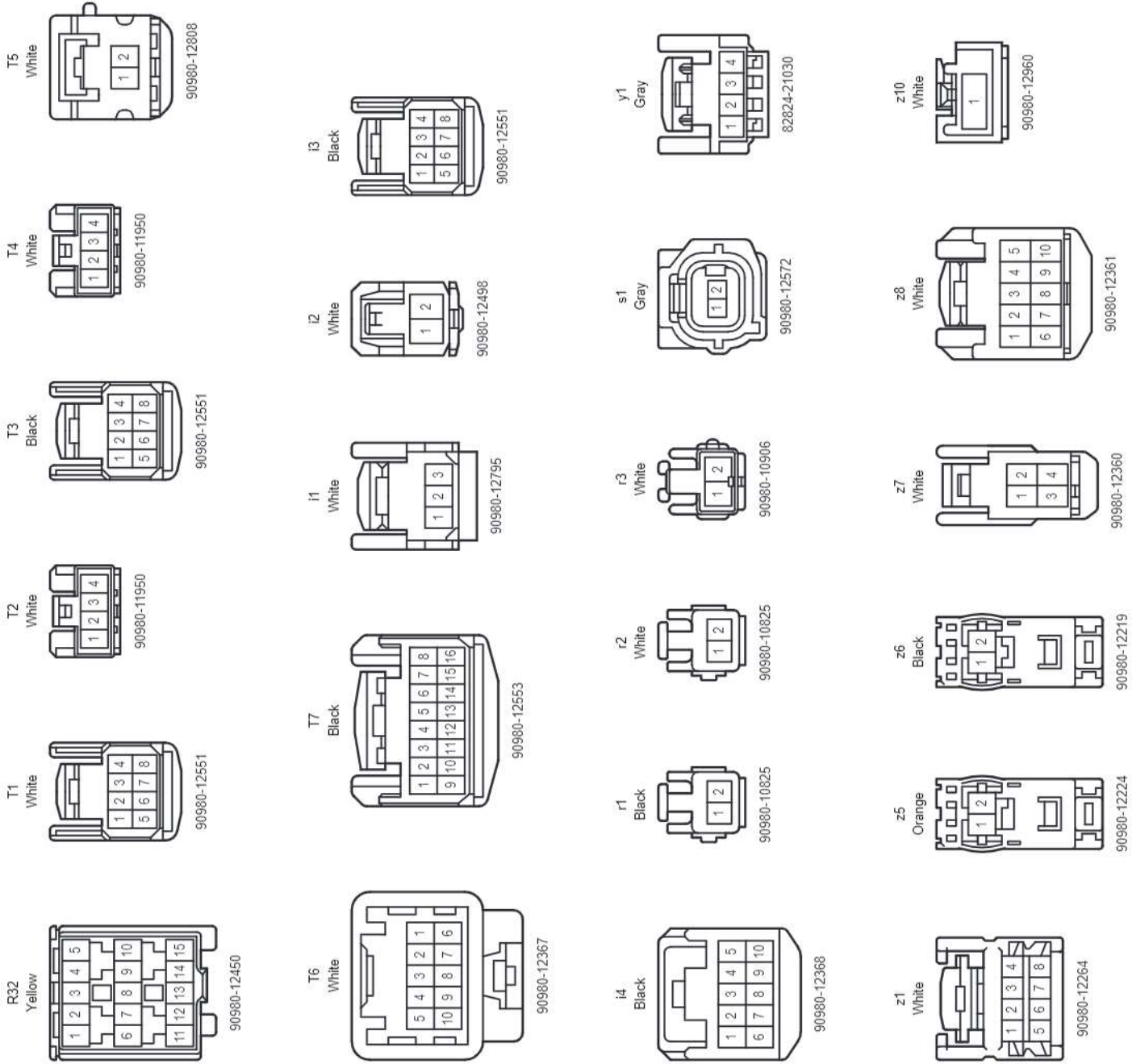
90980-12763

I7
Black



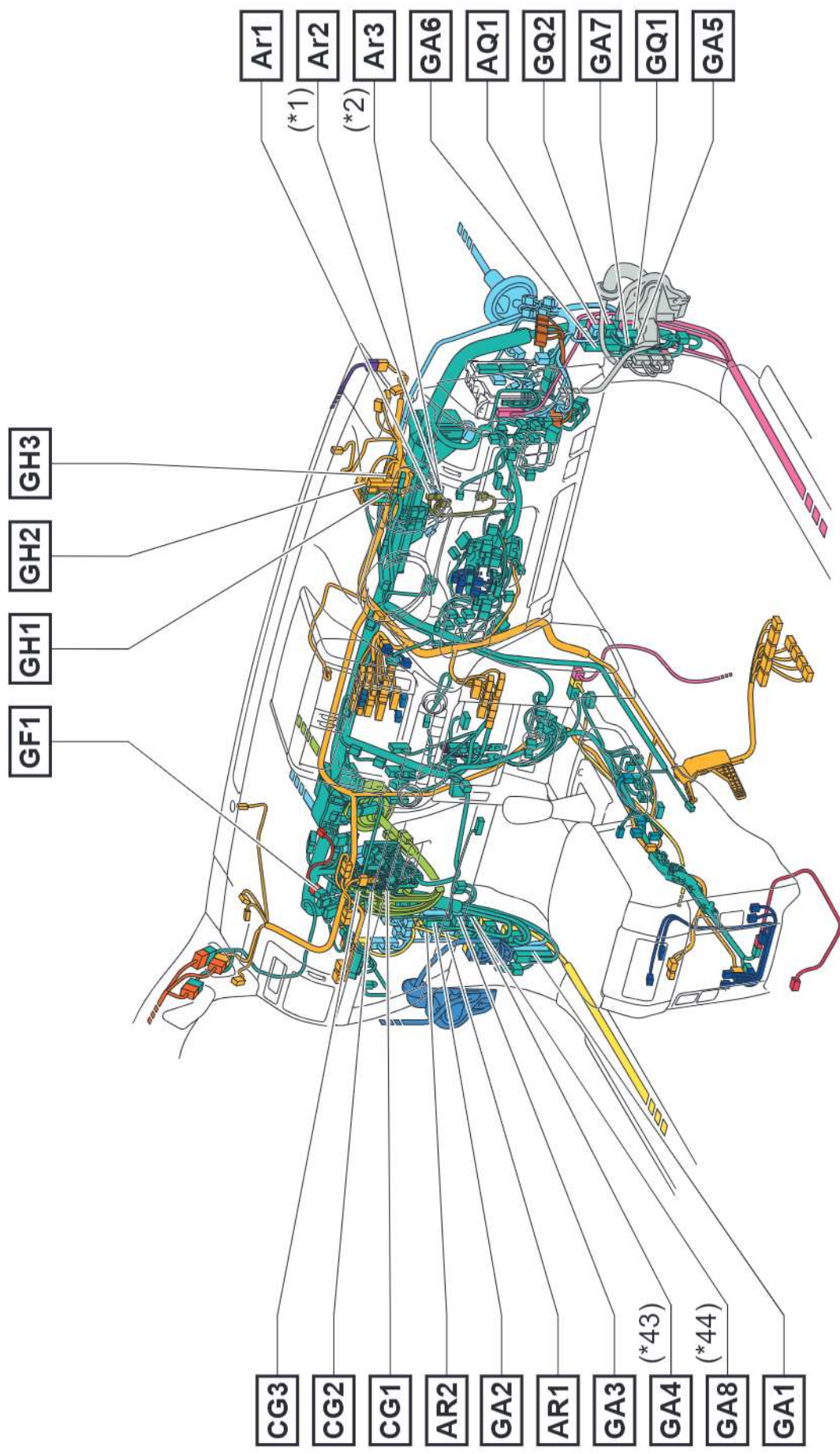
82824-30450

Position of Parts in Instrument Panel (RHD Front Separate Seat) (Before Aug. 2017 Production)



cardiagn.com

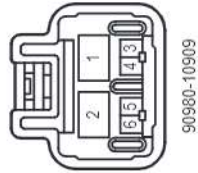
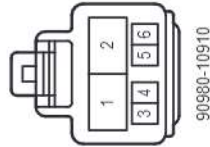
Wire and Wire in Instrument Panel (RHD Front Separate Seat) (Before Aug. 2017 Production)



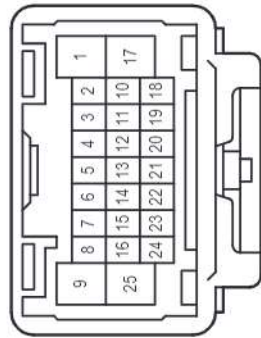
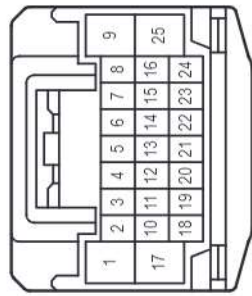
* 1: Before Oct. 2010 Production
 * 2: From Oct. 2010 Production
 * 43: Before Jun. 2015 Production
 * 44: From Jun. 2015 Production

Wire and Wire in Instrument Panel (RHD Front Separate Seat) (Before Aug. 2017 Production)

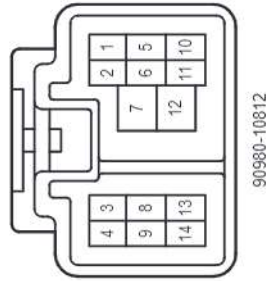
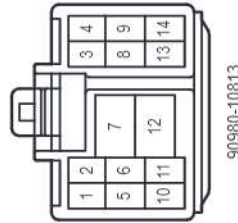
AQ1
White



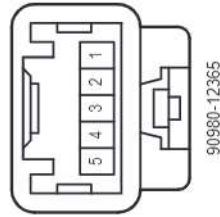
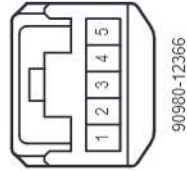
AR1
White



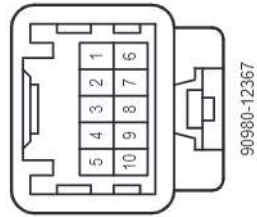
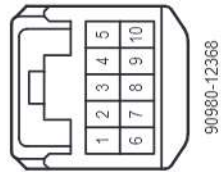
AR2
Gray



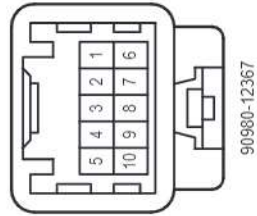
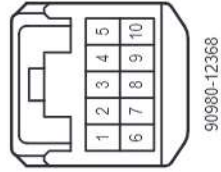
AR1
White



AR2
Blue



AR3
Gray

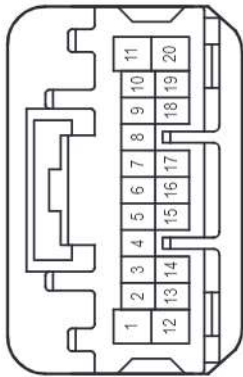


CG1
White

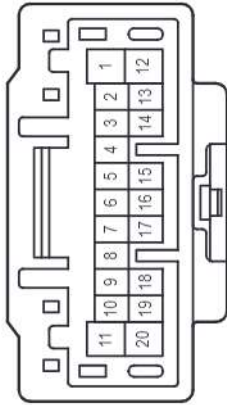
CG2
White

Wire and Wire in Instrument Panel (RHD Front Separate Seat) (Before Aug. 2017 Production)

CG3
White

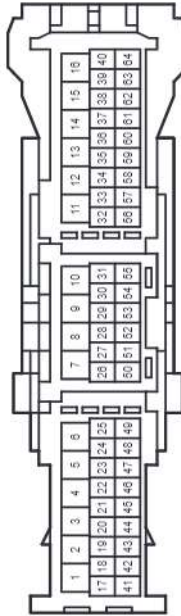


90980-12741

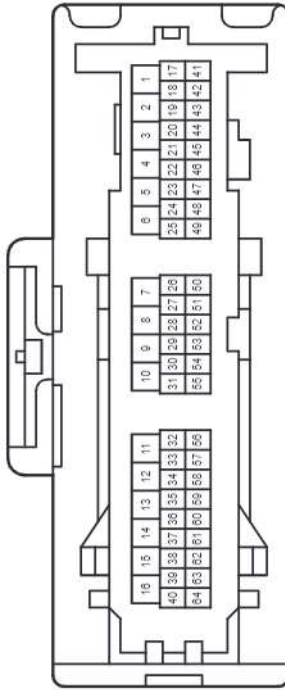


90980-12740

GA1
White

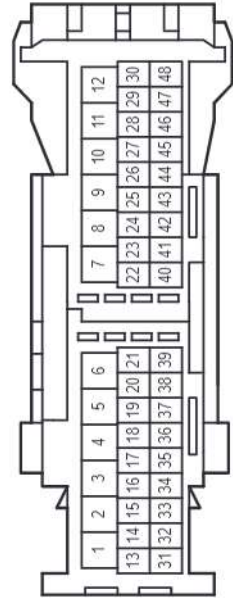


90980-12774

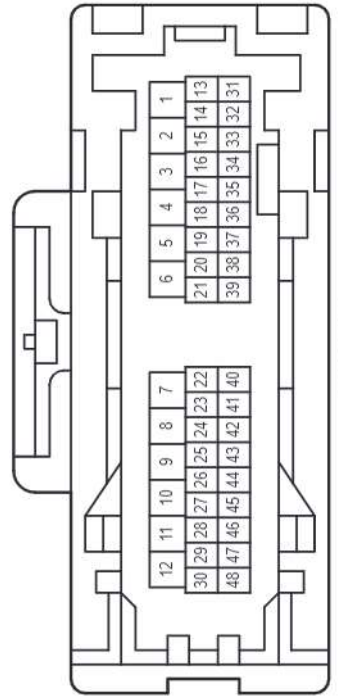


90980-12798

GA2
White



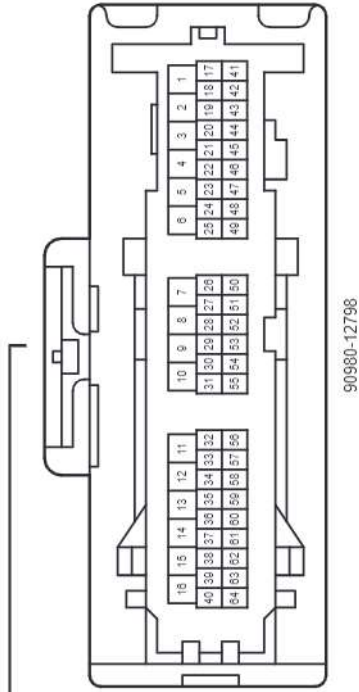
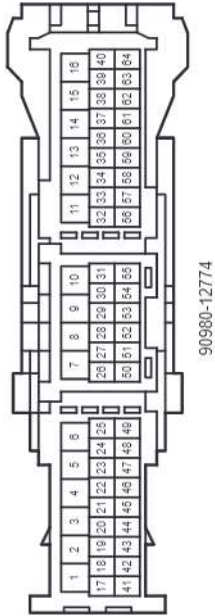
90980-12779



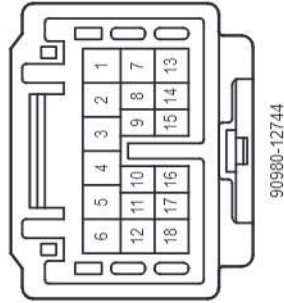
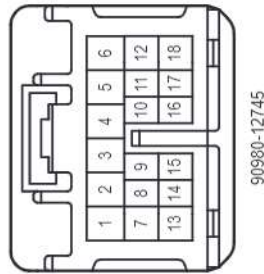
90980-12799

Wire and Wire in Instrument Panel (RHD Front Separate Seat) (Before Aug. 2017 Production)

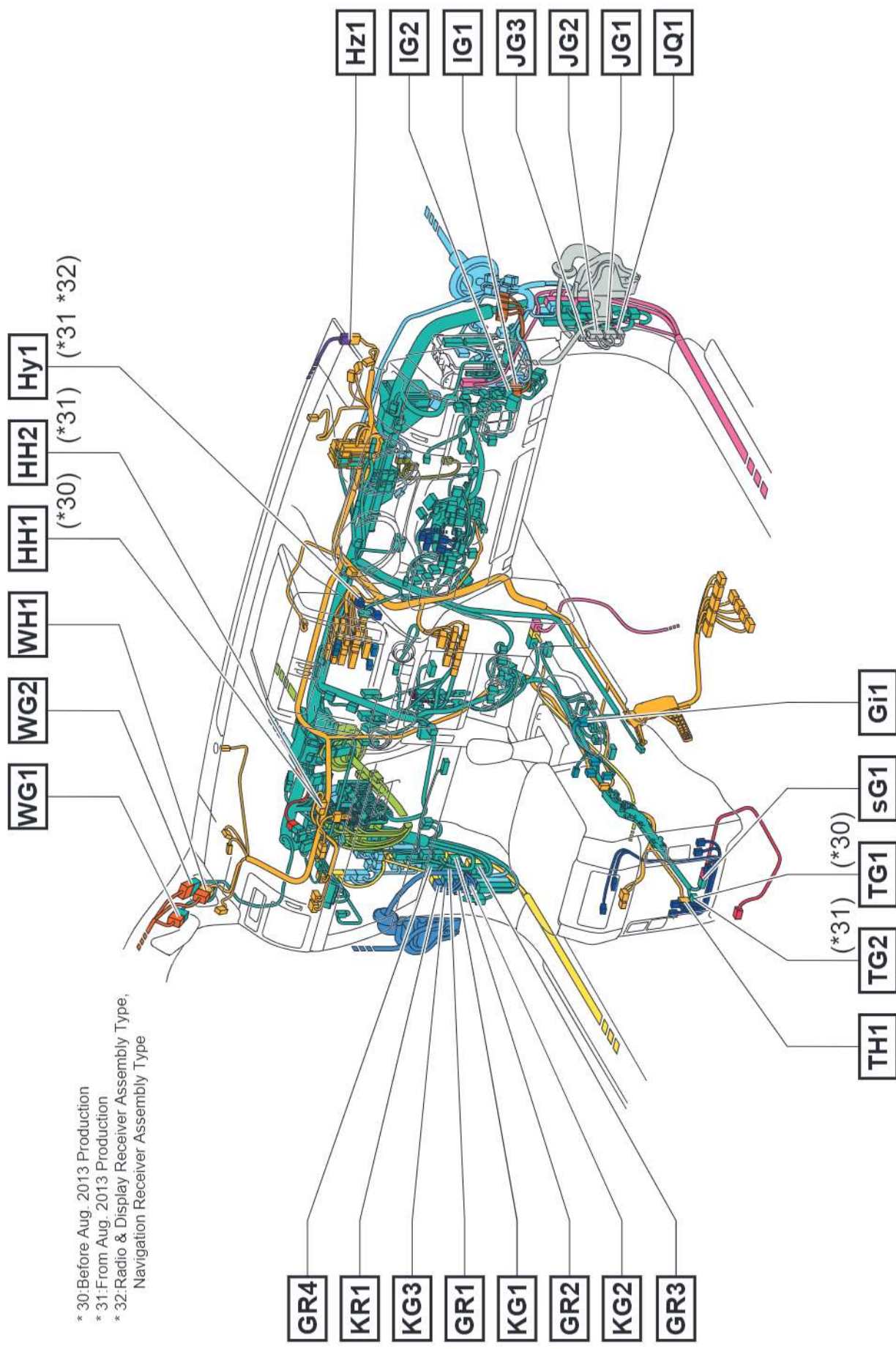
GQ1
White



GQ2
White



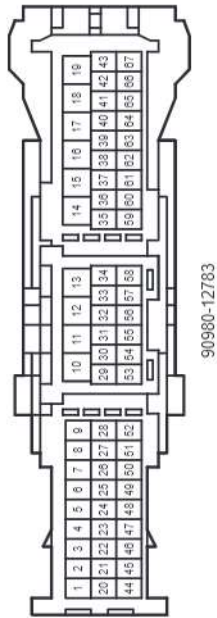
Wire and Wire in Instrument Panel (RHD Front Separate Seat) (Before Aug. 2017 Production)



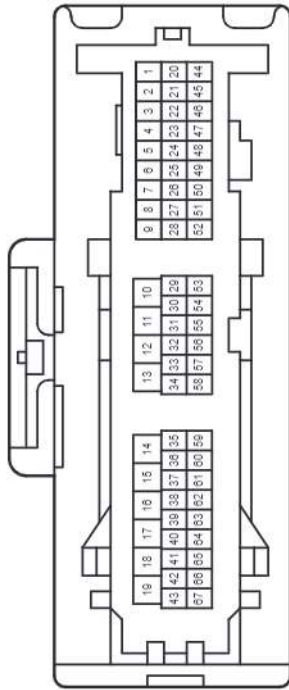
* 30: Before Aug. 2013 Production
 * 31: From Aug. 2013 Production
 * 32: Radio & Display Receiver Assembly Type, Navigation Receiver Assembly Type

Wire and Wire in Instrument Panel (RHD Front Separate Seat) (Before Aug. 2017 Production)

[GR1]
White

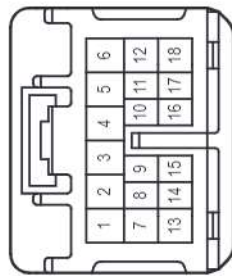


90980-12783

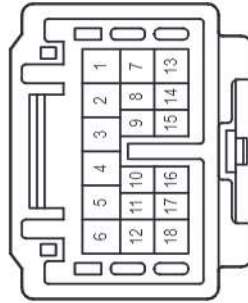


90980-12800

[GR2]
Gray

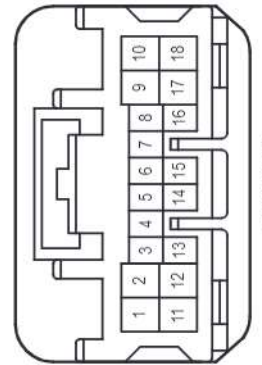


90980-12745

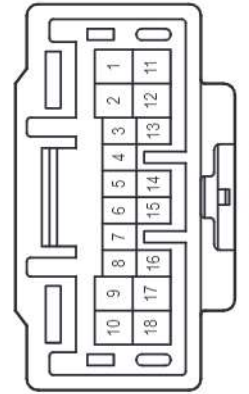


90980-12744

[GR3]
Blue

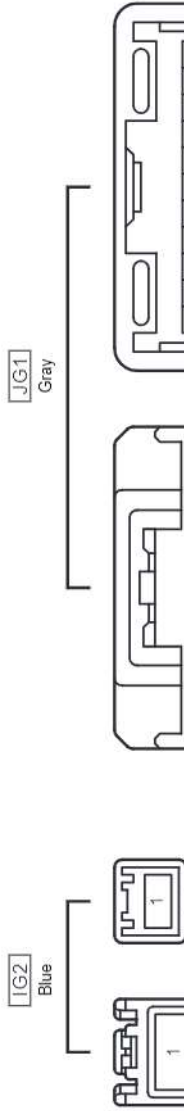
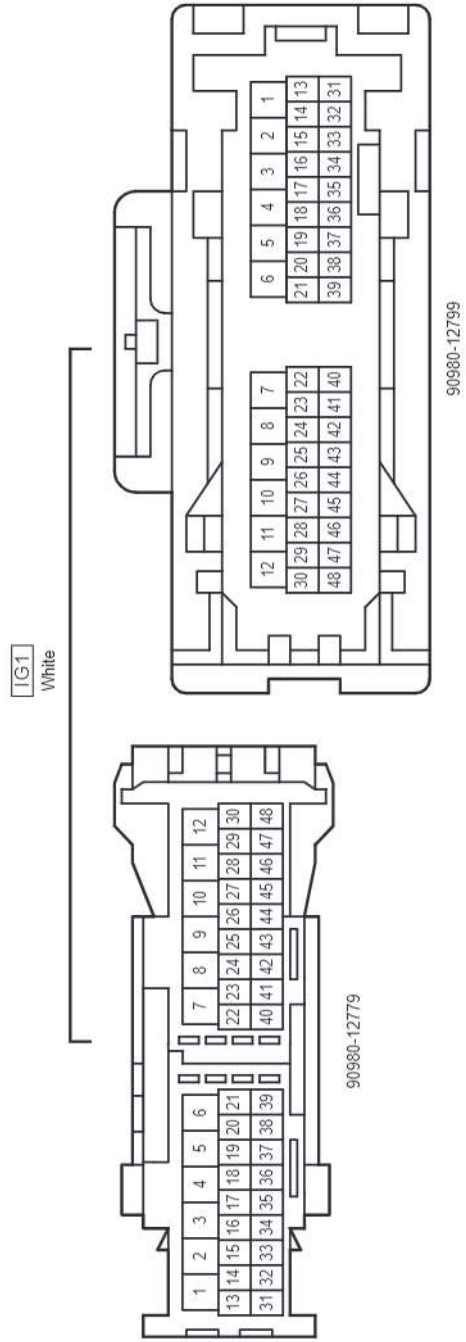
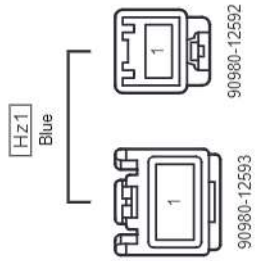
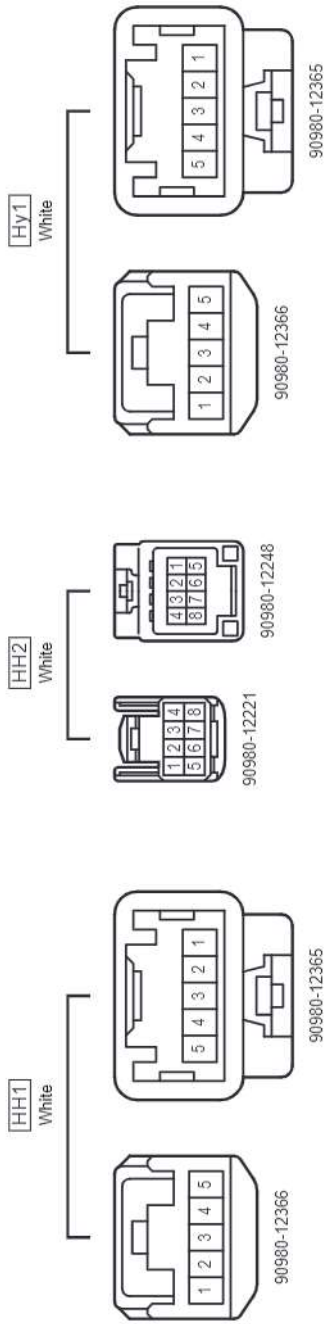


90980-12739



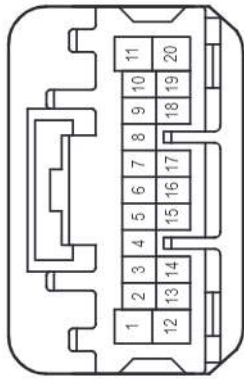
90980-12738

Wire and Wire in Instrument Panel (RHD Front Separate Seat) (Before Aug. 2017 Production)

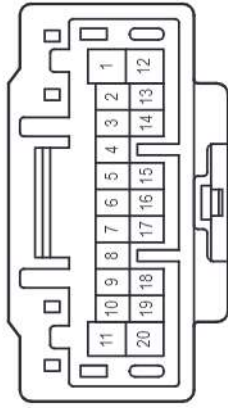


Wire and Wire in Instrument Panel (RHD Front Separate Seat) (Before Aug. 2017 Production)

JG2
White

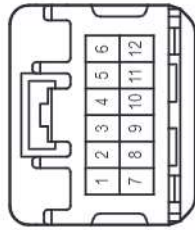


90980-12741

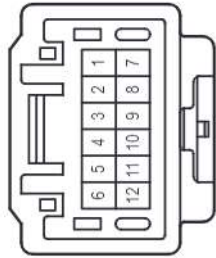


90980-12740

JG3
Black

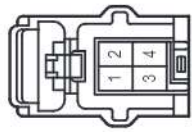


90980-12737

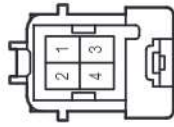


90980-12736

JQ1
Yellow

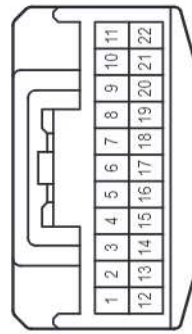


90980-11892

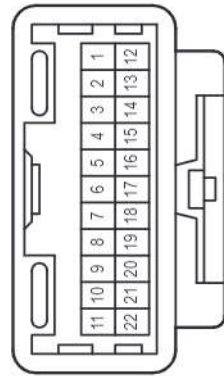


90980-11891

KG1
Gray



90980-12372

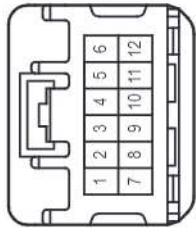


90980-12371

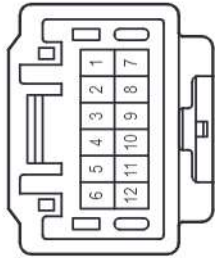
KG2
White

Wire and Wire in Instrument Panel (RHD Front Separate Seat) (Before Aug. 2017 Production)

KG3
Black

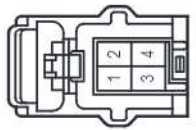


90980-12737

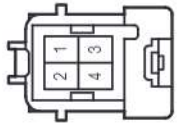


90980-12736

KR1
Yellow

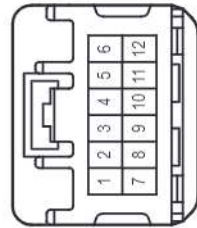


90980-11892

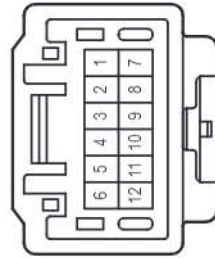


90980-11891

TG1
White

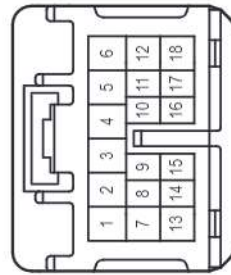


90980-12737

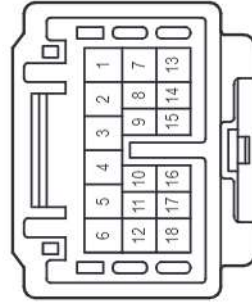


90980-12736

TG2
White

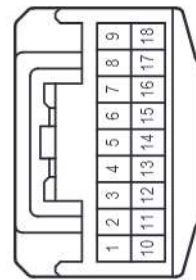


90980-12745

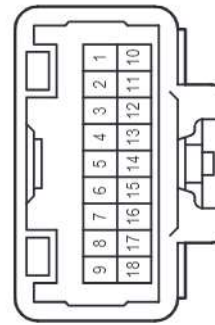


90980-12744

TH1
White



90980-12412

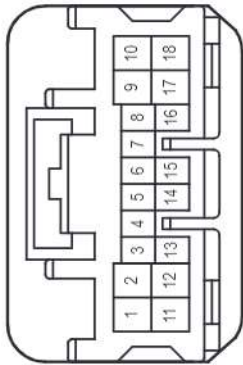


90980-12411

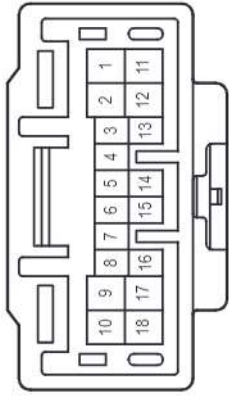
WG1
White

Wire and Wire in Instrument Panel (RHD Front Separate Seat) (Before Aug. 2017 Production)

WG2
White

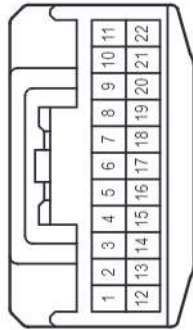


90980-12739

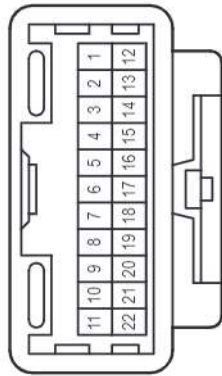


90980-12738

WH1
Gray

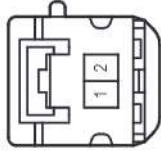


90980-12372

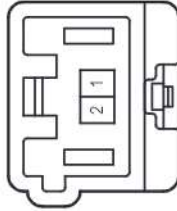


90980-12371

SG1
White

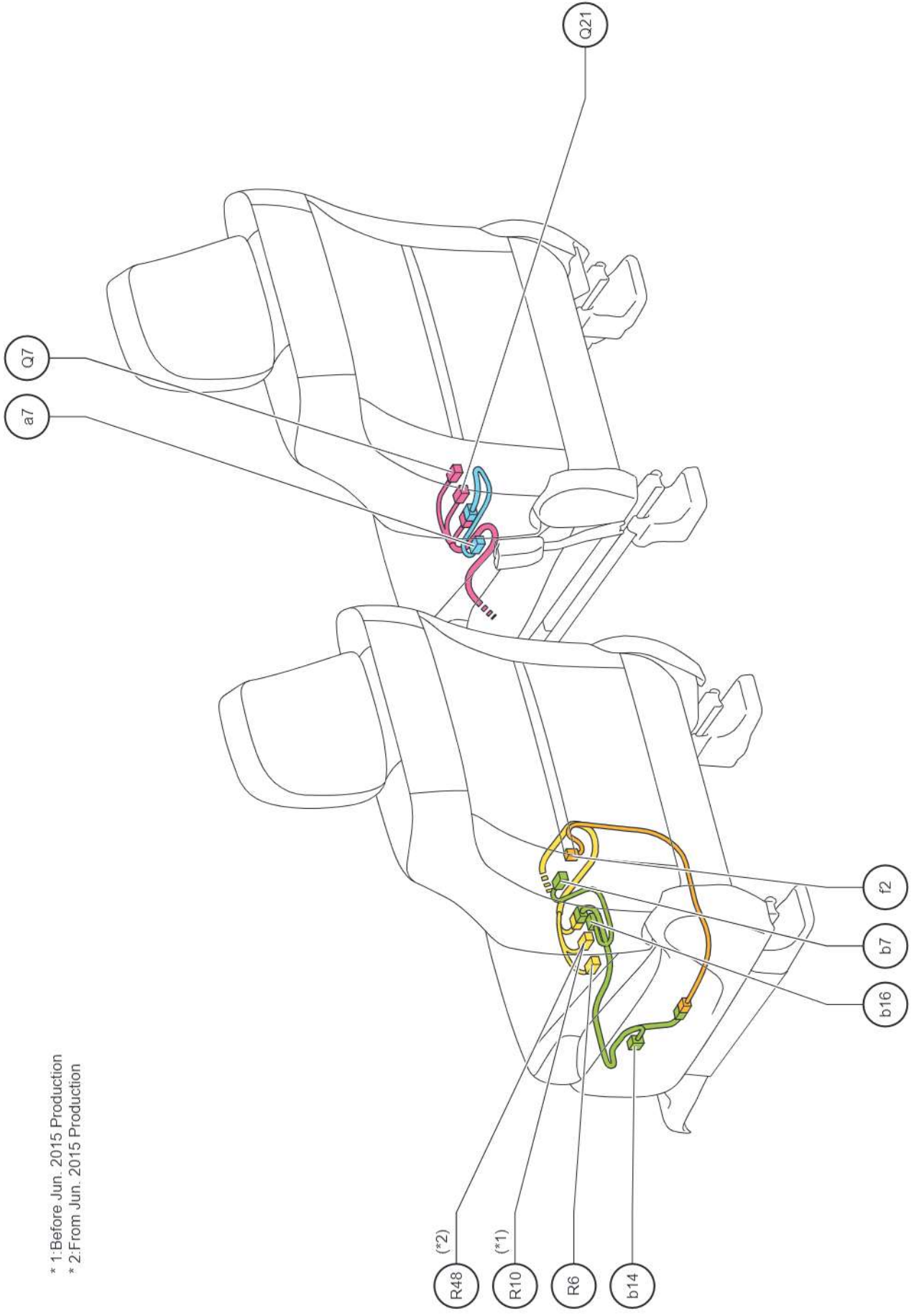


90980-12808



90980-12807

Position of Parts in Seat (LHD Front Separate Seat w/o Power Seat)

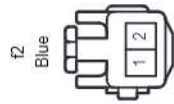
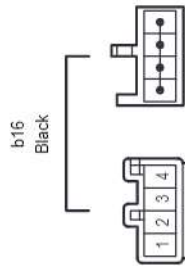
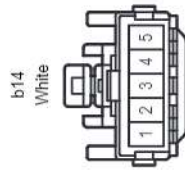
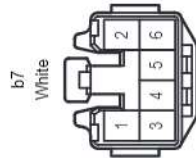
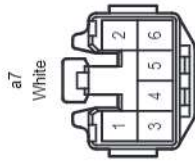
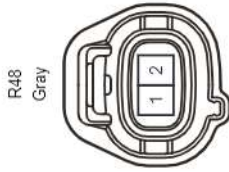
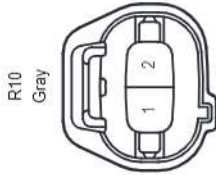
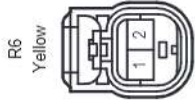
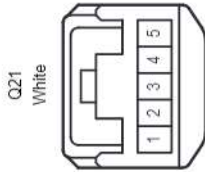
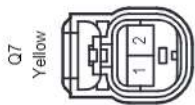


* 1: Before Jun. 2015 Production
* 2: From Jun. 2015 Production

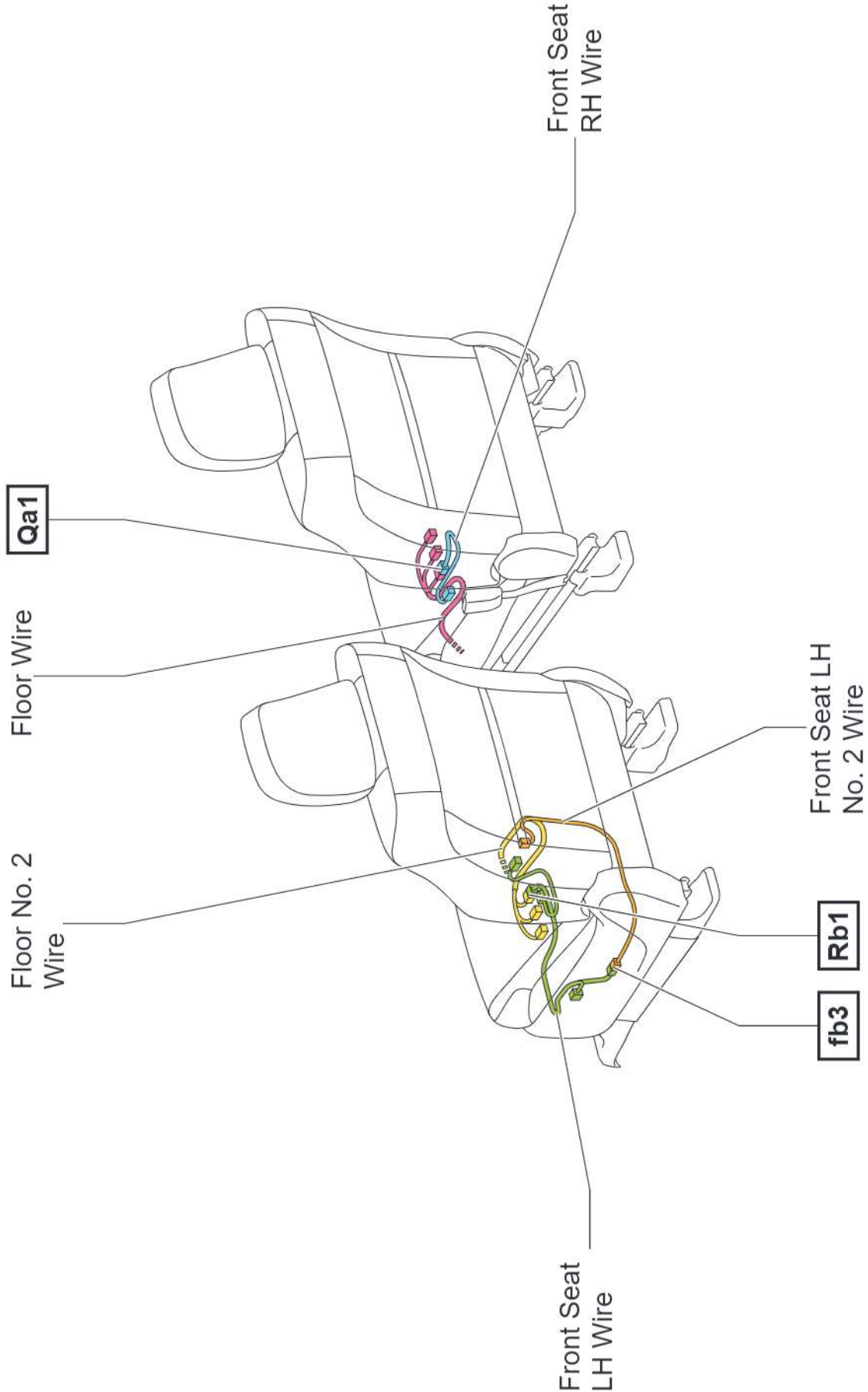
Position of Parts in Seat (LHD Front Separate Seat w/o Power Seat)

- Q 7 Front Side Airbag Squib Circuit RH
- Q 21 Front Seat Inner Belt Assembly RH
- R 6 Front Side Airbag Squib Circuit LH
- R 10 Front Seat Inner Belt Assembly LH
- R 48 Front Seat Inner Belt Assembly LH
- a 7 Front Seat Heater Assembly RH
- b 7 Front Seat Heater Assembly LH
- b 14 Front Power Seat Switch Assembly LH
- b 16 Junction Connector
- f 2 Separate Type Front Seat Back Assembly LH

Position of Parts in Seat (LHD Front Separate Seat w/o Power Seat)

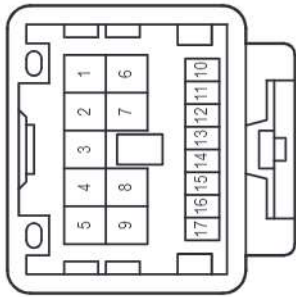
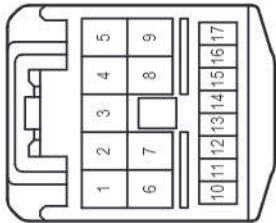


Wire and Wire in Seat (LHD Front Separate Seat w/o Power Seat)

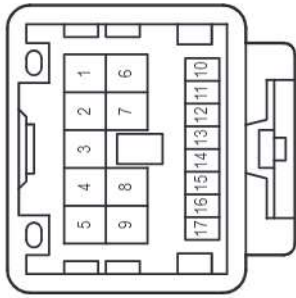
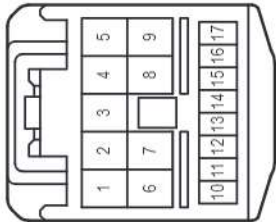


Wire and Wire in Seat (LHD Front Separate Seat w/o Power Seat)

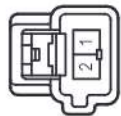
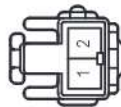
Qa1
White



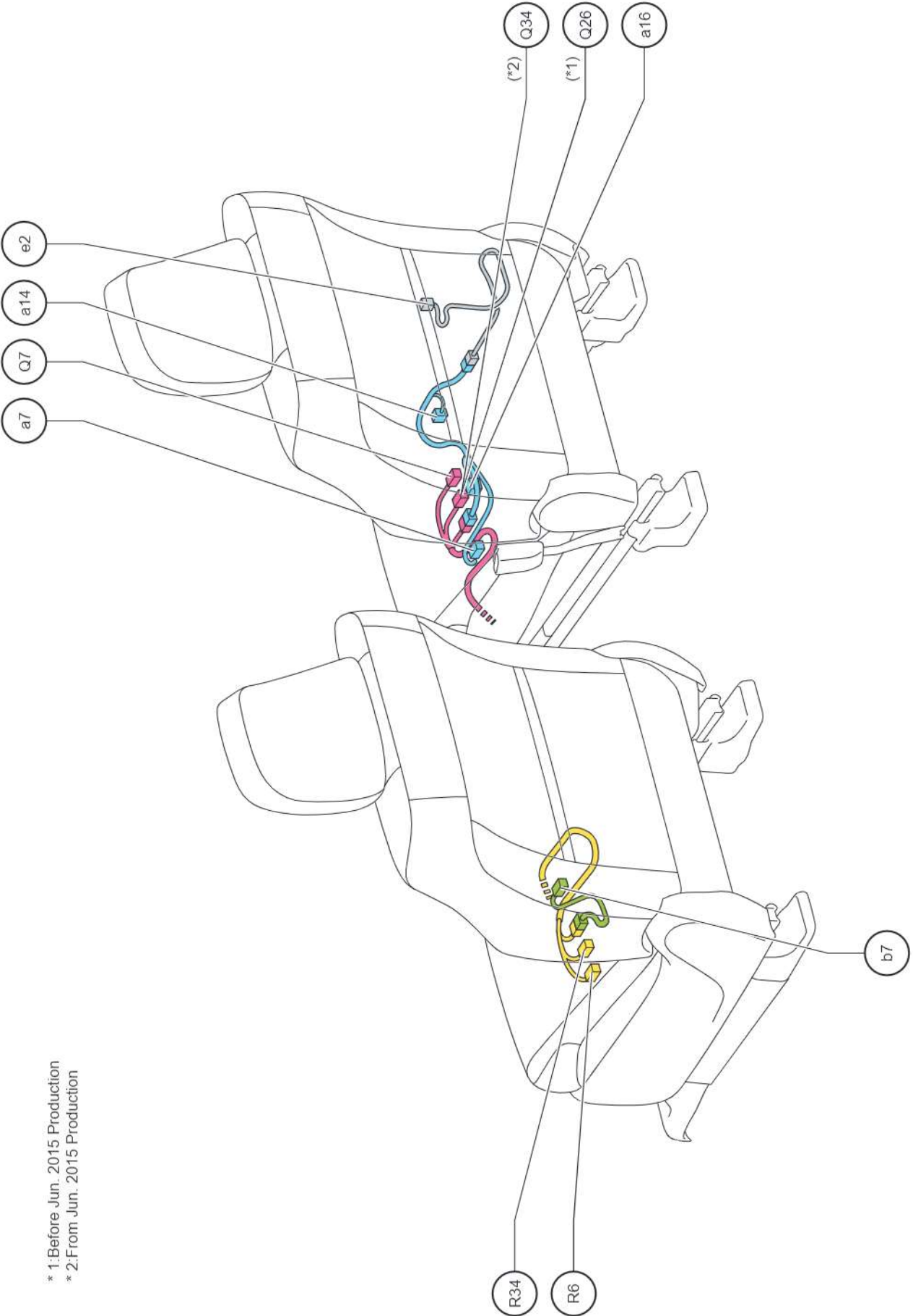
Rb1
White



fb3
White



Position of Parts in Seat (RHD Front Separate Seat w/o Power Seat)

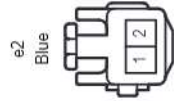
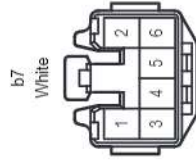
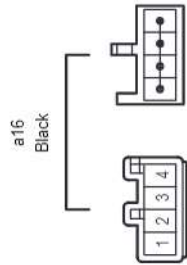
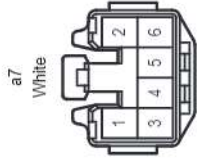
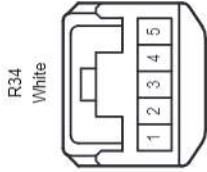
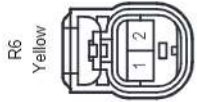
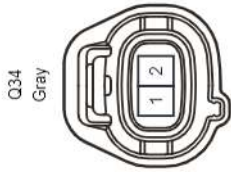
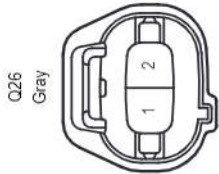
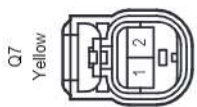


* 1: Before Jun. 2015 Production
* 2: From Jun. 2015 Production

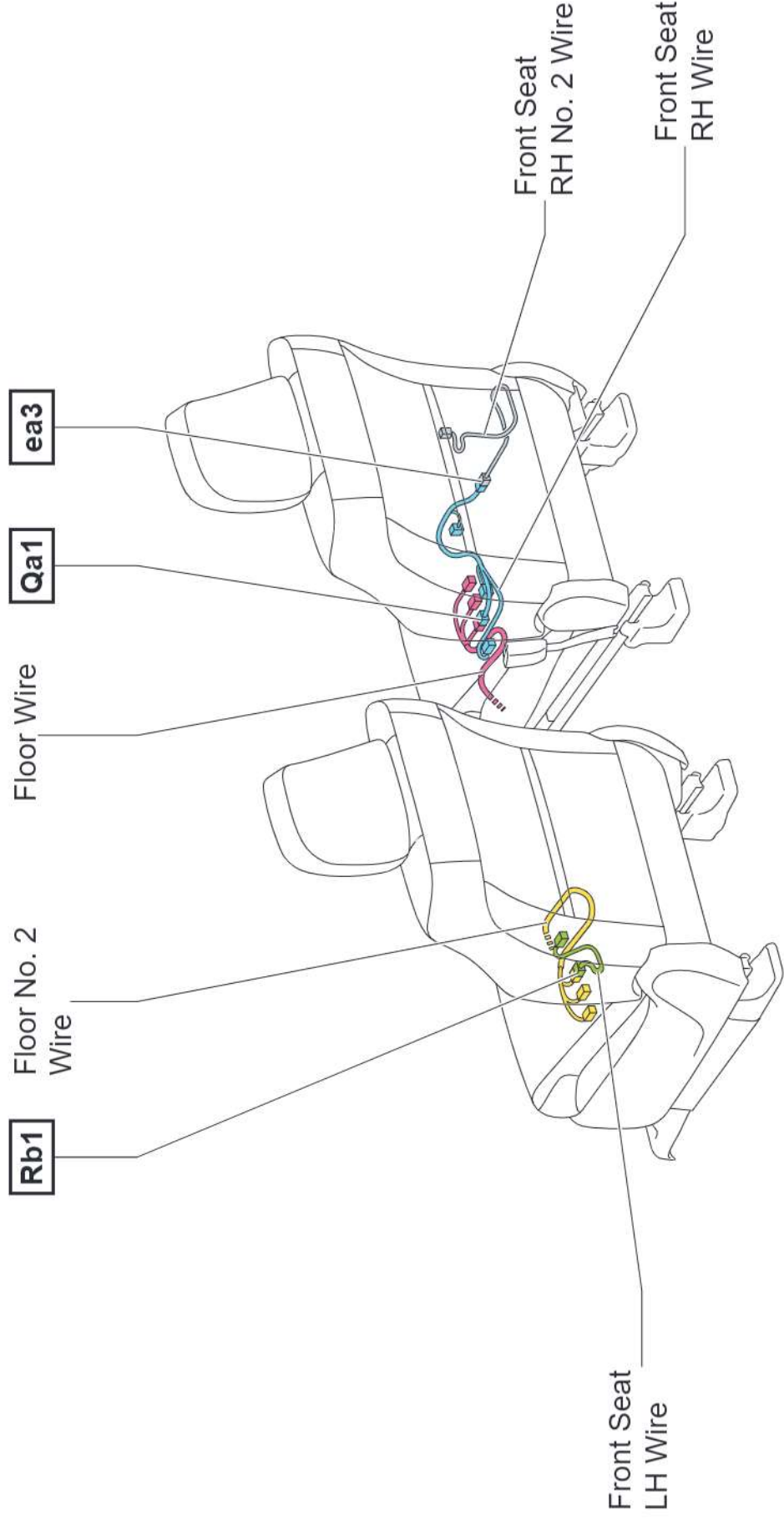
Position of Parts in Seat (RHD Front Separate Seat w/o Power Seat)

- Q 7 Front Side Airbag Squib Circuit RH
- Q 26 Front Seat Inner Belt Assembly RH
- Q 34 Front Seat Inner Belt Assembly RH
- R 6 Front Side Airbag Squib Circuit LH
- R 34 Front Seat Inner Belt Assembly LH
- a 7 Front Seat Heater Assembly RH
- a 14 Front Power Seat Switch Assembly RH
- a 16 Junction Connector
- b 7 Front Seat Heater Assembly LH
- e 2 Separate Type Front Seat Back Assembly RH

Position of Parts in Seat (RHD Front Separate Seat w/o Power Seat)

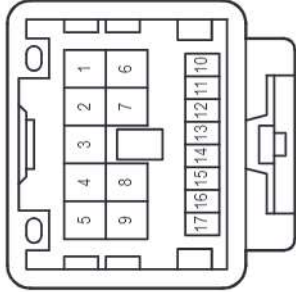
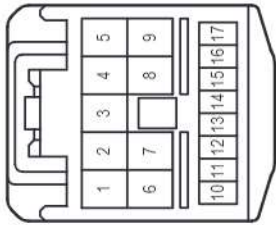


Wire and Wire in Seat (RHD Front Separate Seat w/o Power Seat)

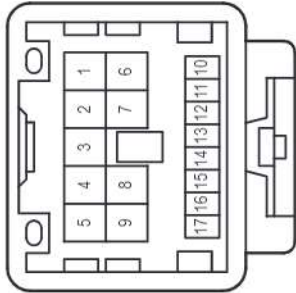
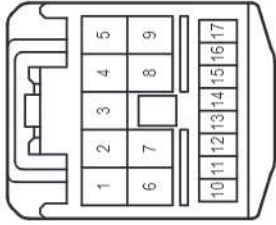


Wire and Wire in Seat (RHD Front Separate Seat w/o Power Seat)

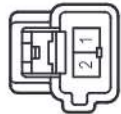
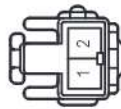
Qa1
White



Rb1
White

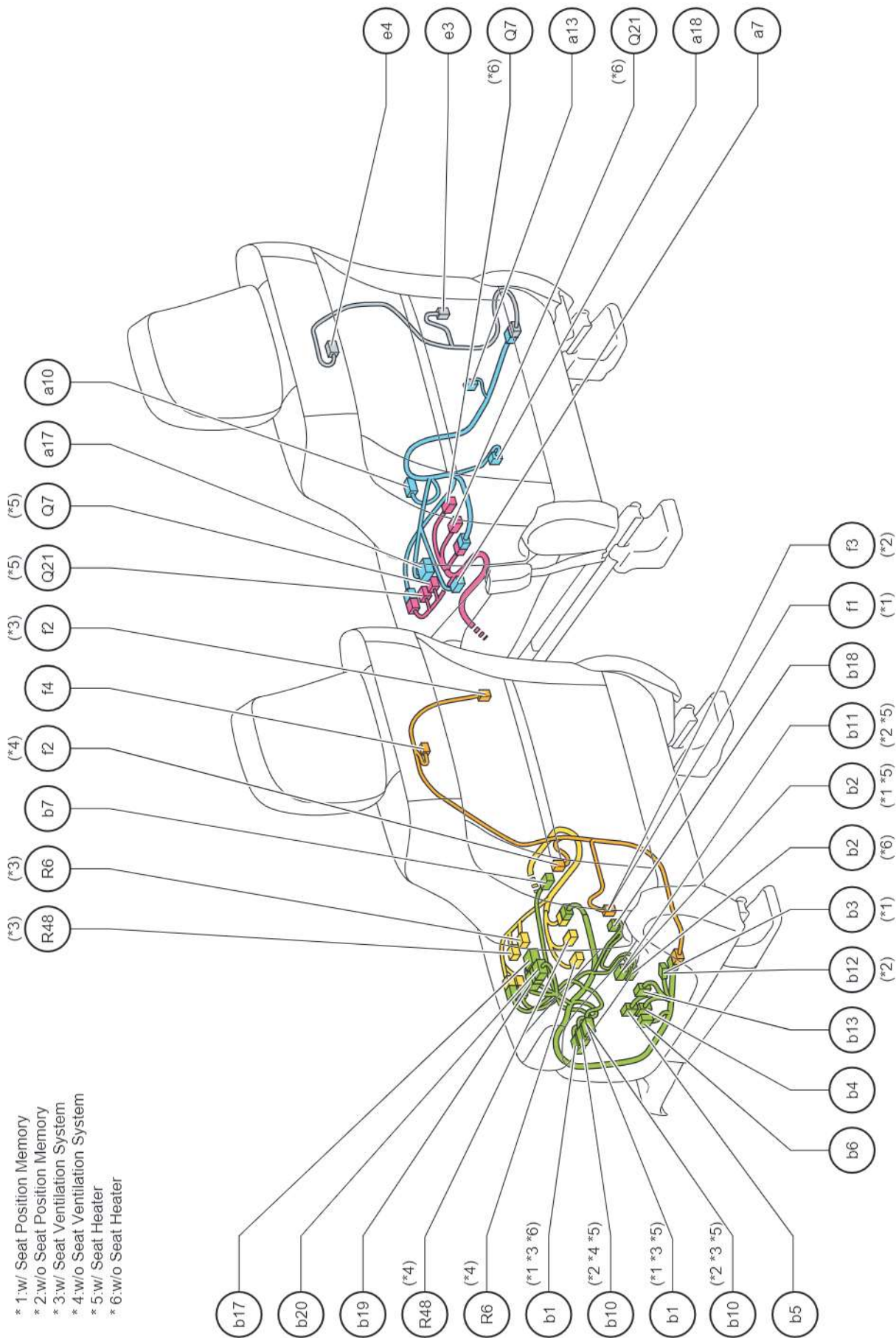


ea3
White



Position of Parts in Seat (LHD Front Separate Seat w/ Power Seat) (From Aug. 2017 Production)

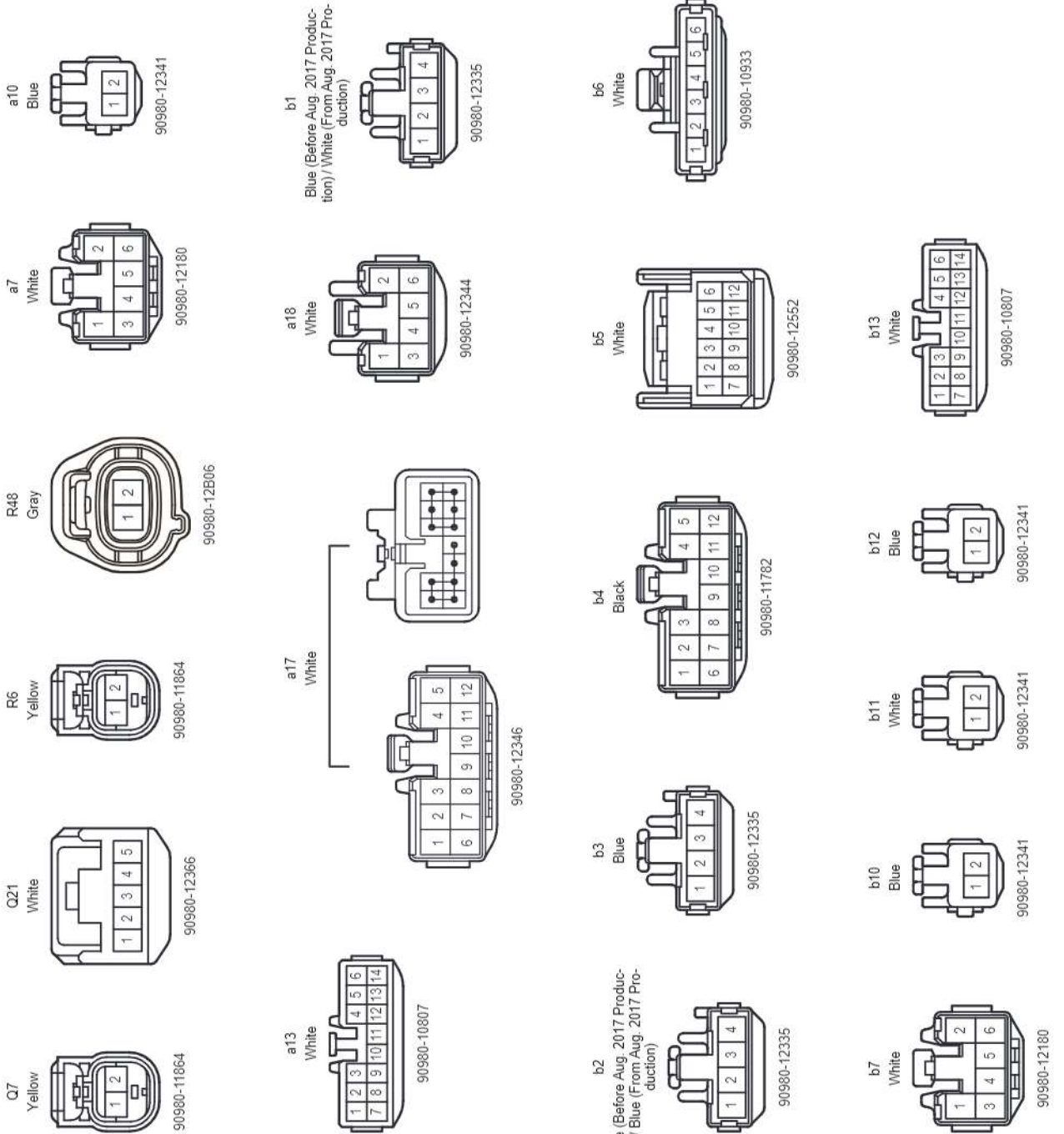
- * 1:w/ Seat Position Memory
- * 2:w/o Seat Position Memory
- * 3:w/ Seat Ventilation System
- * 4:w/o Seat Ventilation System
- * 5:w/ Seat Heater
- * 6:w/o Seat Heater



Position of Parts in Seat (LHD Front Separate Seat w/ Power Seat) (From Aug. 2017 Production)

- Q 7 Front Side Airbag Squib Circuit RH
- Q 21 Front Seat Inner Belt Assembly RH
- R 6 Front Side Airbag Squib Circuit LH
- R 48 Front Seat Inner Belt Assembly LH
- a 7 Front Seat Heater Assembly RH
- a 10 Separate Type Front Seat Cushion Spring Assembly RH
- a 13 Front Power Seat Switch RH
- a 17 Junction Connector
- a 18 Seat Cushion Climate Control Blower Assembly RH
- b 1 Separate Type Front Seat Cushion Spring Assembly LH
- b 2 Separate Type Front Seat Cushion Spring Assembly LH
- b 3 Separate Type Front Seat Cushion Spring Assembly LH
- b 4 Front Position Control ECU and Switch Assembly LH (Front Power Seat Switch LH)
- b 5 Front Position Control ECU and Switch Assembly LH (Front Power Seat Switch LH)
- b 6 Front Power Seat Switch Assembly LH
- b 7 Front Seat Heater Assembly LH
- b 10 Separate Type Front Seat Cushion Spring Assembly LH
- b 11 Separate Type Front Seat Cushion Spring Assembly LH
- b 12 Separate Type Front Seat Cushion Spring Assembly LH
- b 13 Front Power Seat Switch LH
- b 17 Junction Connector
- b 18 Seat Cushion Climate Control Blower Assembly LH
- b 19 Junction Connector
- b 20 Junction Connector
- e 3 Separate Type Front Seat Back Assembly RH
- e 4 Seat Back Climate Control Blower RH
- f 1 Separate Type Front Seat Back Assembly LH
- f 2 Separate Type Front Seat Back Assembly LH
- f 3 Separate Type Front Seat Back Assembly LH
- f 4 Seat Back Climate Control Blower LH

Position of Parts in Seat (LHD Front Separate Seat w/ Power Seat) (From Aug. 2017 Production)

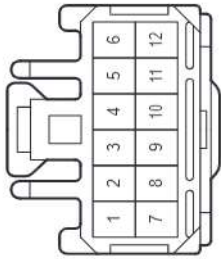


cardiagn.com

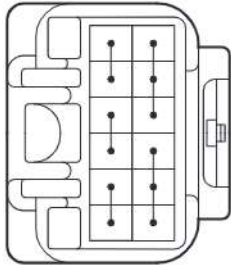
b17 White
b18 White
b19 White

Position of Parts in Seat (LHD Front Separate Seat w/ Power Seat) (From Aug. 2017 Production)

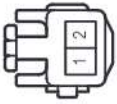
b20
Black



90980-11661

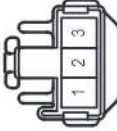


e3
White



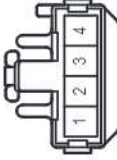
90980-12341

e4
White




90980-12255

f1
White



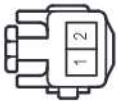
90980-12335

f2
Blue



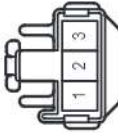
90980-12341

f3
White



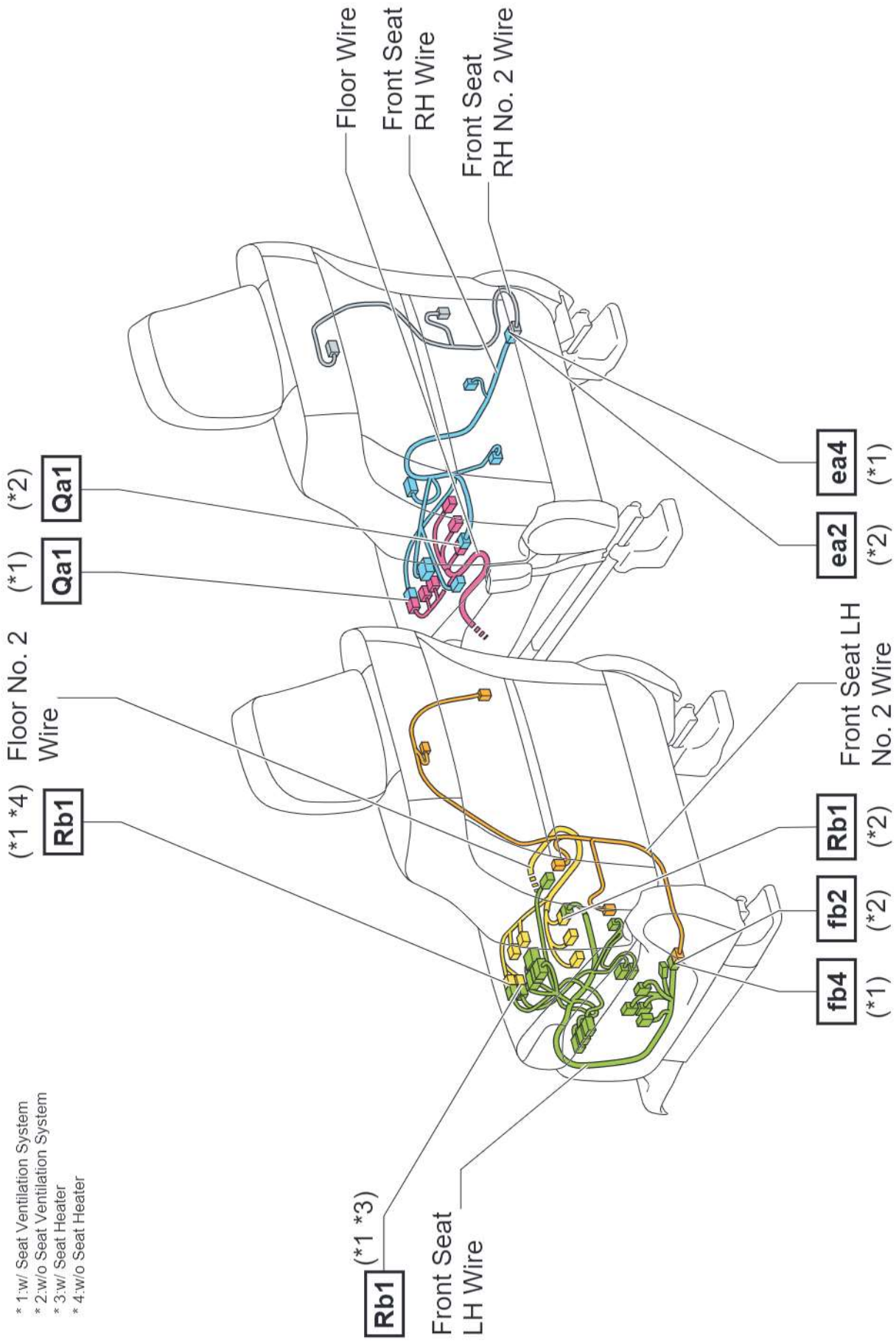
90980-12341

f4
White



90980-12255

Wire and Wire in Seat (LHD Front Separate Seat w/ Power Seat) (From Aug. 2017 Production)



- * 1:w/ Seat Ventilation System
- * 2:w/o Seat Ventilation System
- * 3:w/ Seat Heater
- * 4:w/o Seat Heater

Rb1 (*1 *3)
 Front Seat LH Wire

Rb1 (*1 *4)
 Floor No. 2 Wire

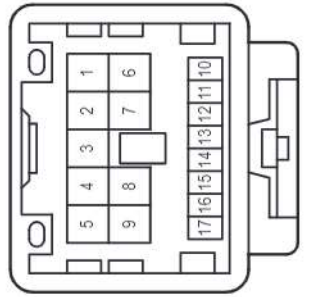
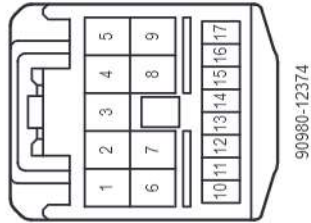
Qa1 (*1)
Qa1 (*2)

fb4 (*1)
fb2 (*2)
Rb1 (*2)
 Front Seat LH No. 2 Wire

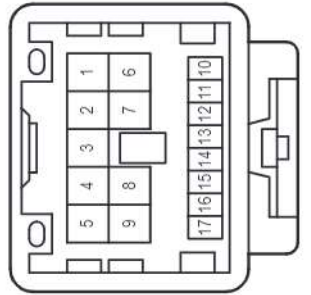
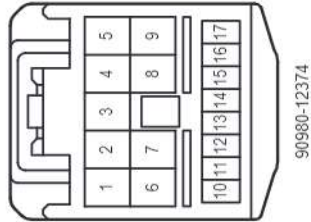
ea2 (*2)
ea4 (*1)

Wire and Wire in Seat (LHD Front Separate Seat w/ Power Seat) (From Aug. 2017 Production)

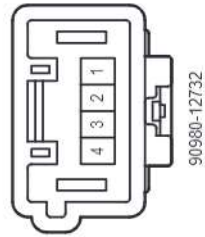
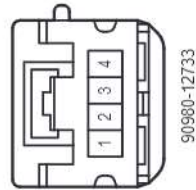
[Qa1]
White



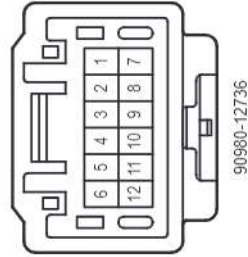
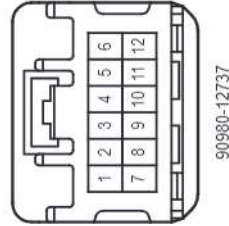
[Rb1]
White



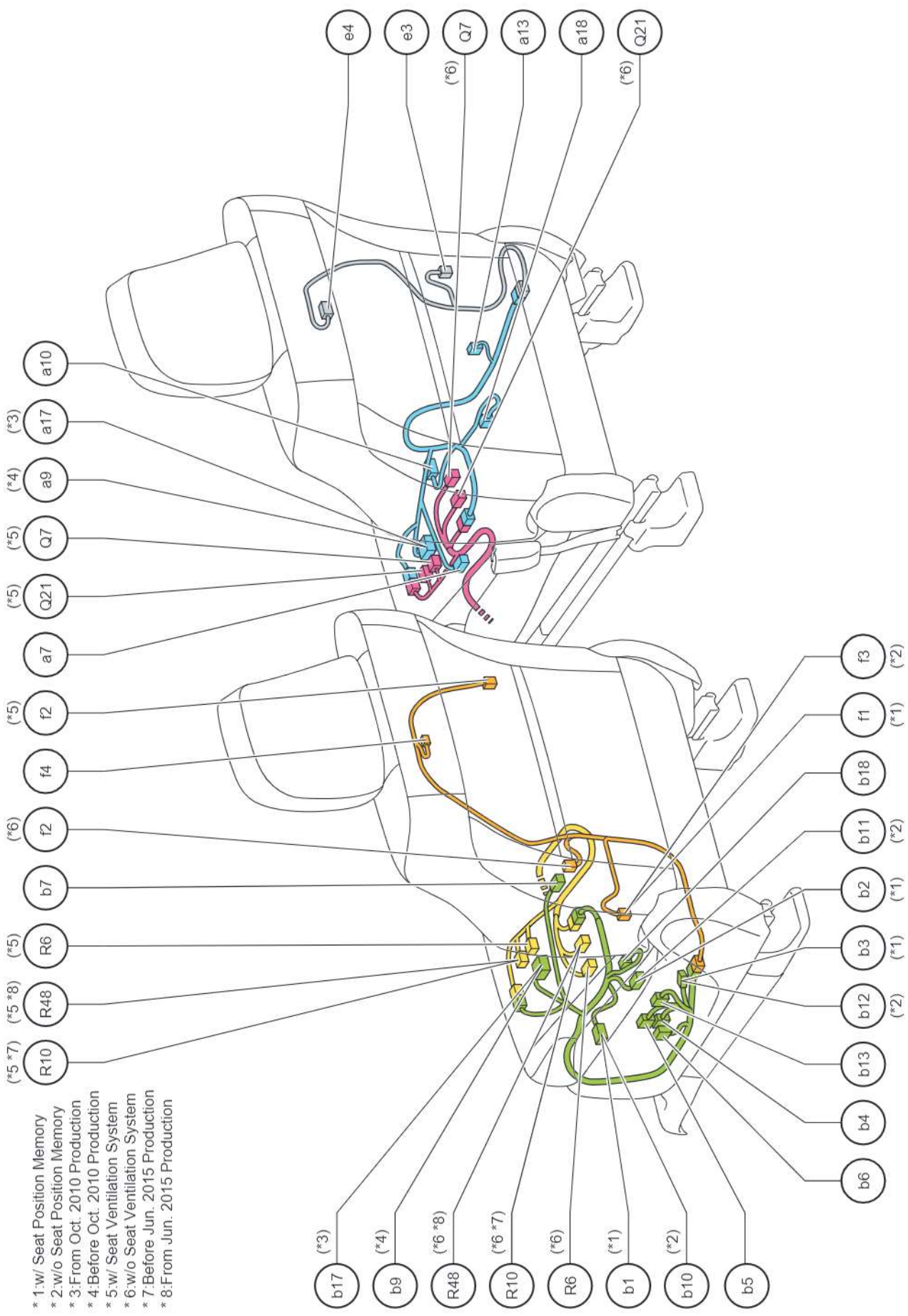
[ea2]
White



[ea4]
White



Position of Parts in Seat (LHD Front Separate Seat w/ Power Seat) (Before Aug. 2017 Production)

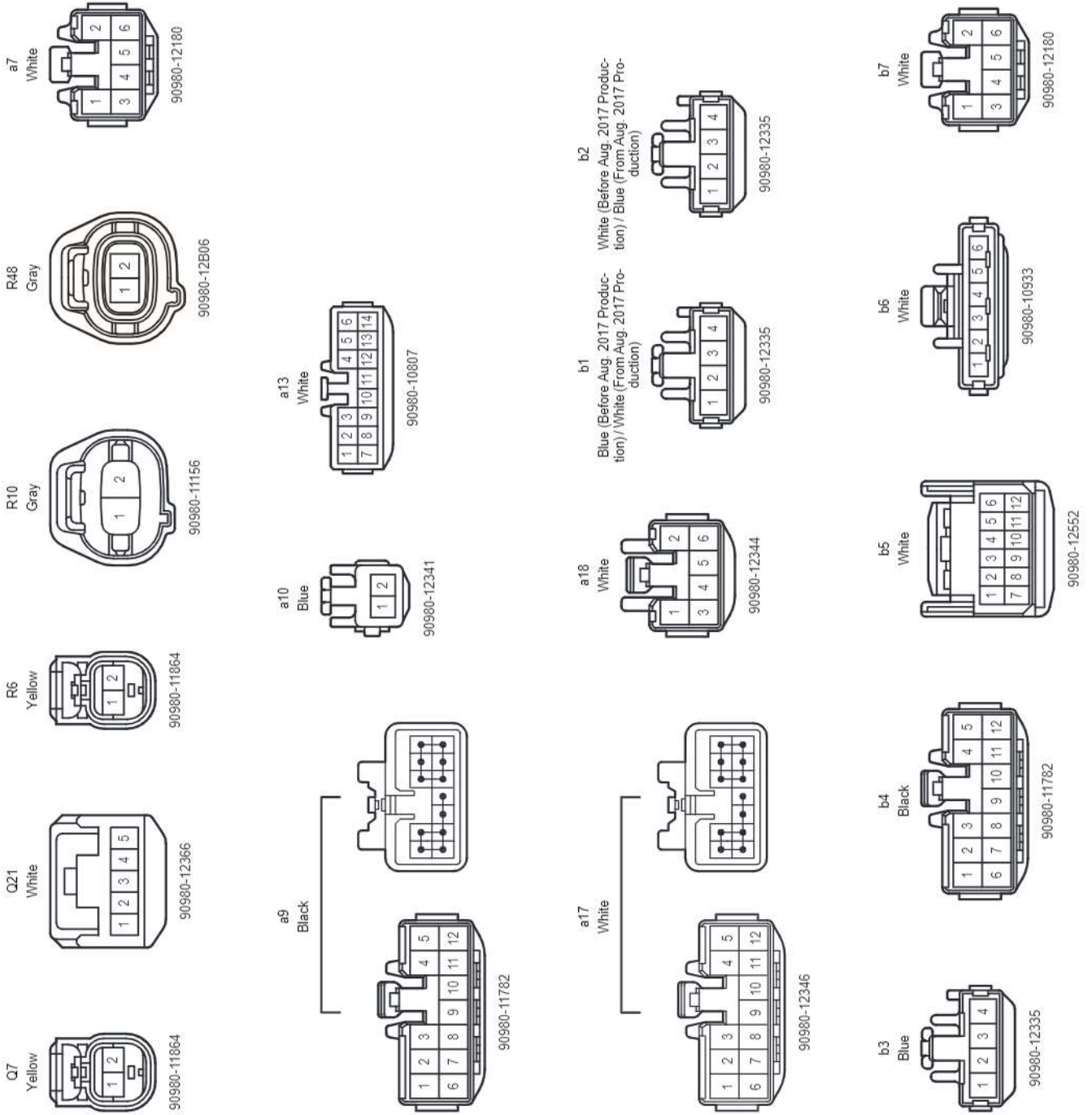


- * 1:w/ Seat Position Memory
- * 2:w/o Seat Position Memory
- * 3:From Oct. 2010 Production
- * 4:Before Oct. 2010 Production
- * 5:w/ Seat Ventilation System
- * 6:w/o Seat Ventilation System
- * 7:Before Jun. 2015 Production
- * 8:From Jun. 2015 Production

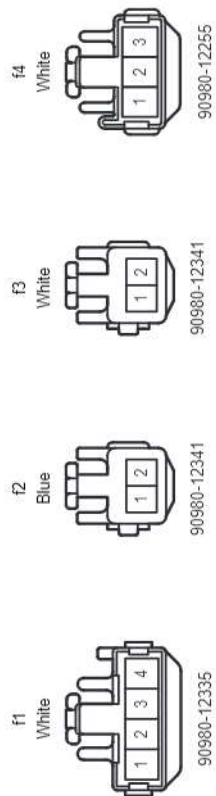
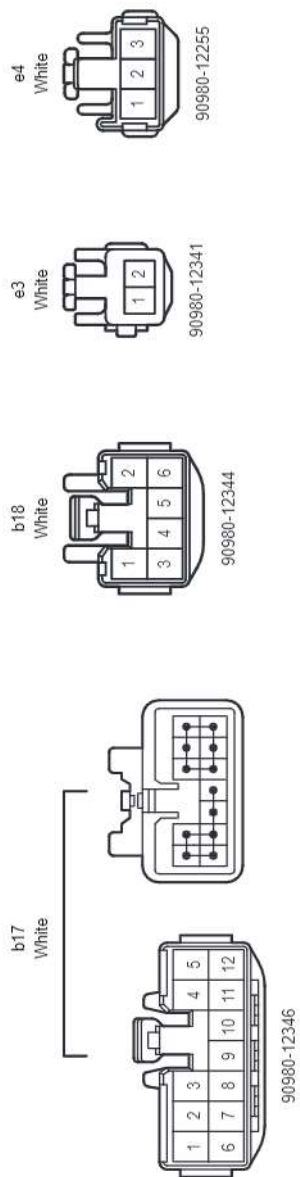
Position of Parts in Seat (LHD Front Separate Seat w/ Power Seat) (Before Aug. 2017 Production)

- Q 7 Front Side Airbag Squib Circuit RH
- Q 21 Front Seat Inner Belt Assembly RH
- R 6 Front Side Airbag Squib Circuit LH
- R 10 Front Seat Inner Belt Assembly LH
- R 48 Front Seat Inner Belt Assembly LH
- a 7 Front Seat Heater Assembly RH
- a 9 Junction Connector
- a 10 Separate Type Front Seat Cushion Spring Assembly RH
- a 13 Front Power Seat Switch RH
- a 17 Junction Connector
- a 18 Seat Cushion Climate Control Blower Assembly RH
- b 1 Separate Type Front Seat Cushion Spring Assembly LH
- b 2 Separate Type Front Seat Cushion Spring Assembly LH
- b 3 Separate Type Front Seat Cushion Spring Assembly LH
- b 4 Front Position Control ECU and Switch Assembly LH (Front Power Seat Switch LH)
- b 5 Front Position Control ECU and Switch Assembly LH (Front Power Seat Switch LH)
- b 6 Front Power Seat Switch Assembly LH
- b 7 Front Seat Heater Assembly LH
- b 9 Junction Connector
- b 10 Separate Type Front Seat Cushion Spring Assembly LH
- b 11 Separate Type Front Seat Cushion Spring Assembly LH
- b 12 Separate Type Front Seat Cushion Spring Assembly LH
- b 13 Front Power Seat Switch LH
- b 17 Junction Connector
- b 18 Seat Cushion Climate Control Blower Assembly LH
- e 3 Separate Type Front Seat Back Assembly RH
- e 4 Seat Back Climate Control Blower RH
- f 1 Separate Type Front Seat Back Assembly LH
- f 2 Separate Type Front Seat Back Assembly LH
- f 3 Separate Type Front Seat Back Assembly LH
- f 4 Seat Back Climate Control Blower LH

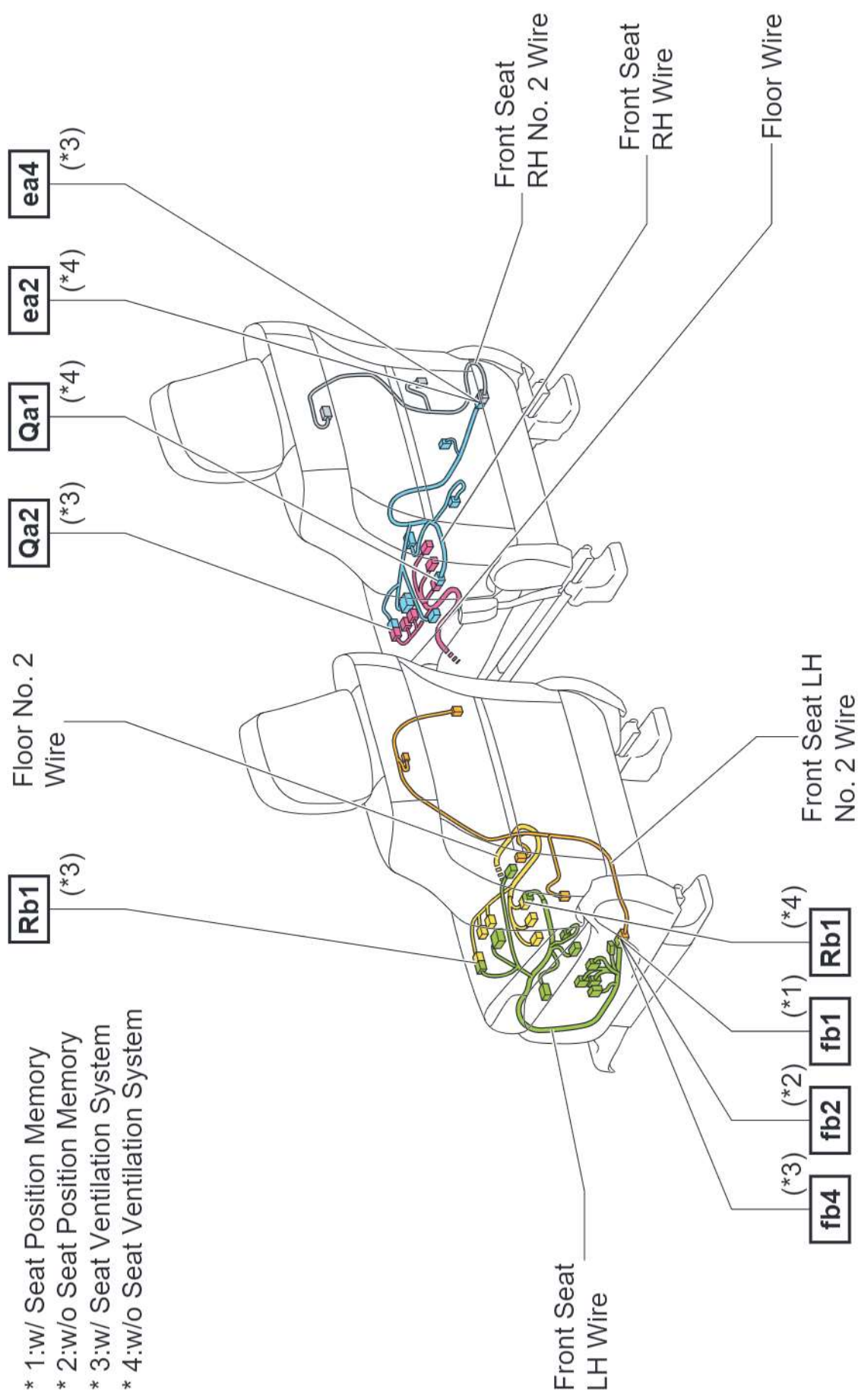
Position of Parts in Seat (LHD Front Separate Seat w/ Power Seat) (Before Aug. 2017 Production)



Position of Parts in Seat (LHD Front Separate Seat w/ Power Seat) (Before Aug. 2017 Production)



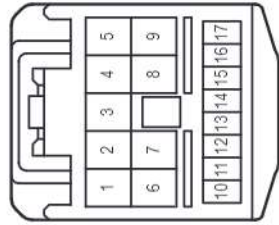
Wire and Wire in Seat (LHD Front Separate Seat w/ Power Seat) (Before Aug. 2017 Production)



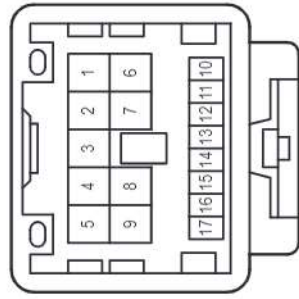
- * 1:w/ Seat Position Memory
- * 2:w/o Seat Position Memory
- * 3:w/ Seat Ventilation System
- * 4:w/o Seat Ventilation System

Wire and Wire in Seat (LHD Front Separate Seat w/ Power Seat) (Before Aug. 2017 Production)

Qa1
White

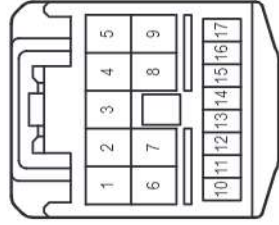


90980-12374

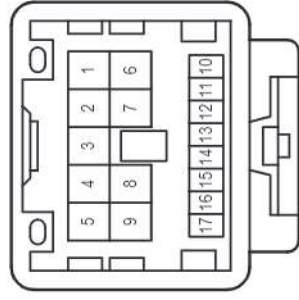


90980-12373

Qa2
Black

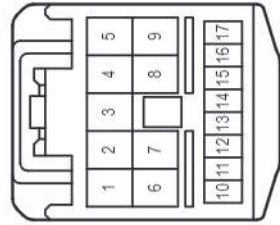


90980-12374

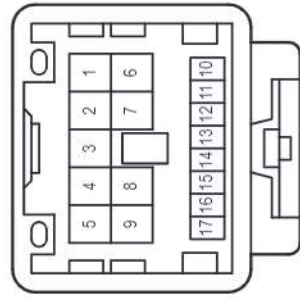


90980-12373

Rb1
White

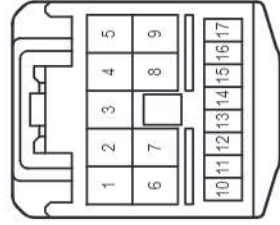


90980-12374

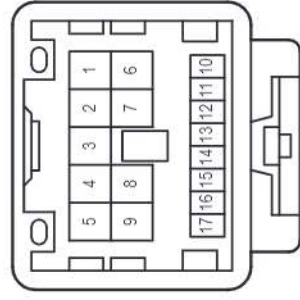


90980-12373

Rb1
White

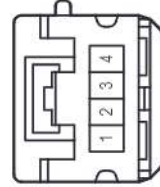


90980-12374

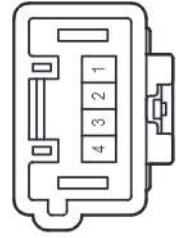


90980-12373

ea2
White

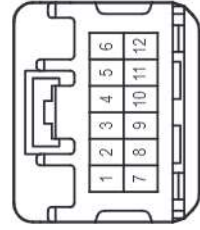


90980-12733

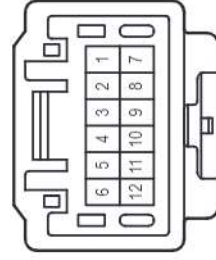


90980-12732

ea4
White

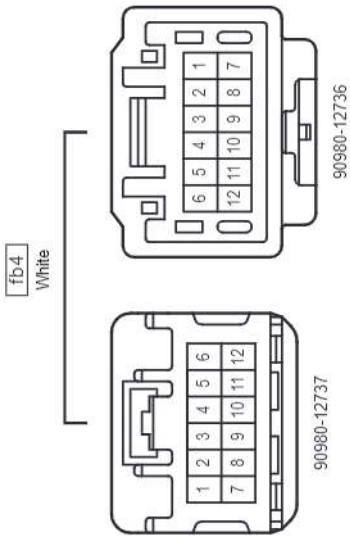


90980-12737



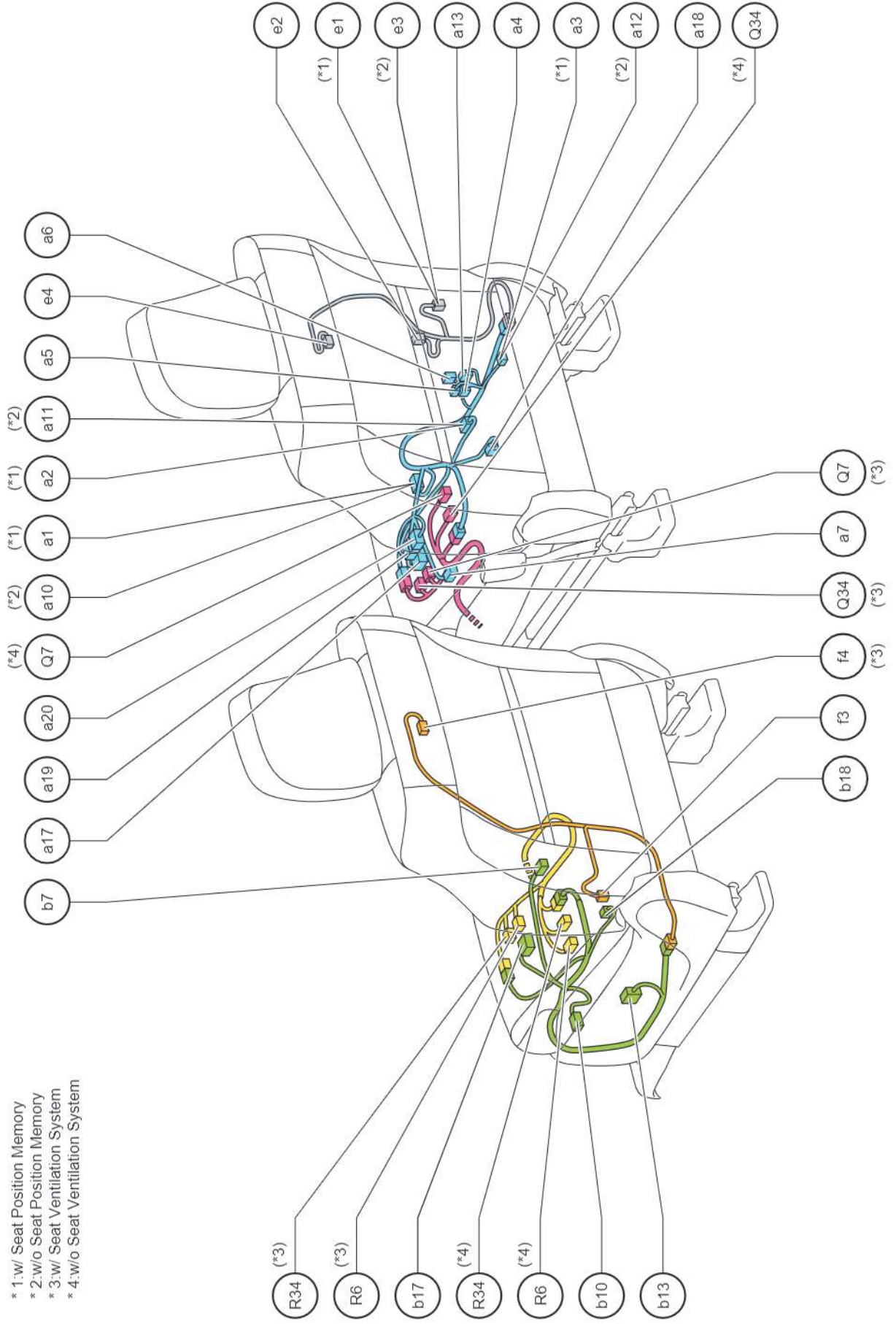
90980-12736

Wire and Wire in Seat (LHD Front Separate Seat w/ Power Seat) (Before Aug. 2017 Production)



Position of Parts in Seat (RHD Front Separate Seat w/ Power Seat) (From Aug. 2017 Production)

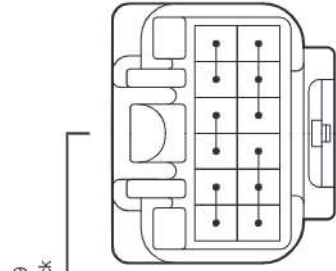
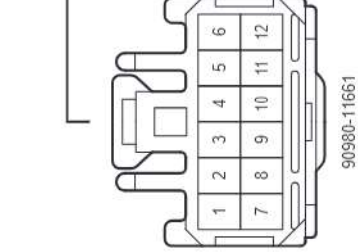
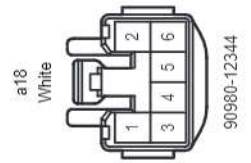
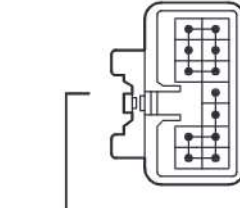
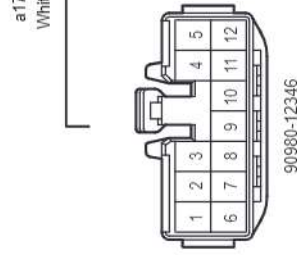
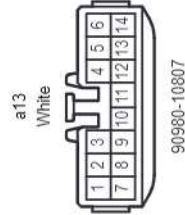
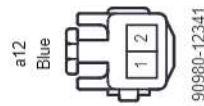
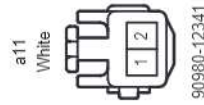
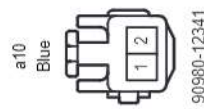
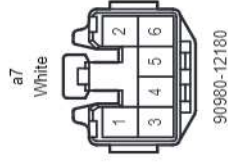
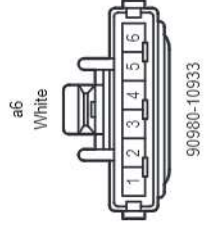
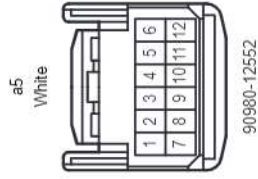
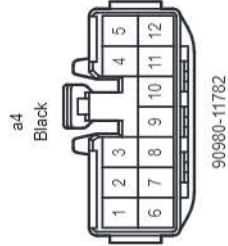
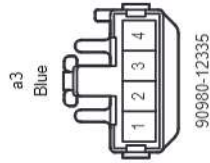
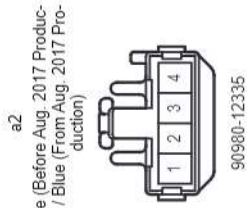
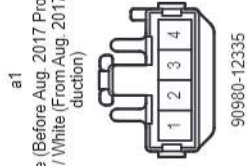
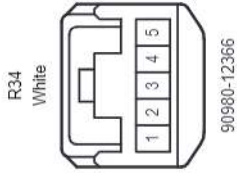
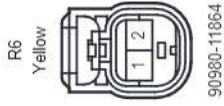
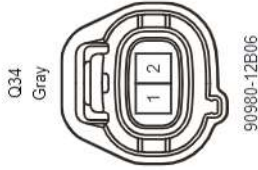
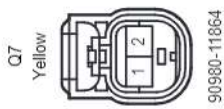
- * 1: w/ Seat Position Memory
- * 2: w/o Seat Position Memory
- * 3: w/ Seat Ventilation System
- * 4: w/o Seat Ventilation System



Position of Parts in Seat (RHD Front Separate Seat w/ Power Seat) (From Aug. 2017 Production)


- Q 7 Front Side Airbag Squib Circuit RH
- Q 34 Front Seat Inner Belt Assembly RH
- R 6 Front Side Airbag Squib Circuit LH
- R 34 Front Seat Inner Belt Assembly LH
- a 1 Separate Type Front Seat Cushion Spring Assembly RH
- a 2 Separate Type Front Seat Cushion Spring Assembly RH
- a 3 Separate Type Front Seat Cushion Spring Assembly RH
- a 4 Front Position Control ECU and Switch Assembly RH (Front Power Seat Switch RH)
- a 5 Front Position Control ECU and Switch Assembly RH (Front Power Seat Switch RH)
- a 6 Front Power Seat Switch Assembly RH
- a 7 Front Seat Heater Assembly RH
- a 10 Separate Type Front Seat Cushion Spring Assembly RH
- a 11 Separate Type Front Seat Cushion Spring Assembly RH
- a 12 Separate Type Front Seat Cushion Spring Assembly RH
- a 13 Front Power Seat Switch RH
- a 17 Junction Connector
- a 18 Seat Cushion Climate Control Blower Assembly RH
- a 19 Junction Connector
- a 20 Junction Connector
- b 7 Front Seat Heater Assembly LH
- b 10 Separate Type Front Seat Cushion Spring Assembly LH
- b 13 Front Power Seat Switch LH
- b 17 Junction Connector
- b 18 Seat Cushion Climate Control Blower Assembly LH
- e 1 Separate Type Front Seat Back Assembly RH
- e 2 Separate Type Front Seat Back Assembly RH
- e 3 Separate Type Front Seat Back Assembly RH
- e 4 Seat Back Climate Control Blower RH
- f 3 Separate Type Front Seat Back Assembly LH
- f 4 Seat Back Climate Control Blower LH

Position of Parts in Seat (RHD Front Separate Seat w/ Power Seat) (From Aug. 2017 Production)



Position of Parts in Seat (RHD Front Separate Seat w/ Power Seat) (From Aug. 2017 Production)

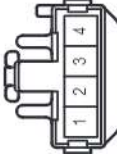
e3
White
90980-12341



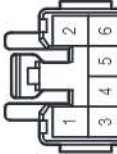
e2
Blue
90980-12341



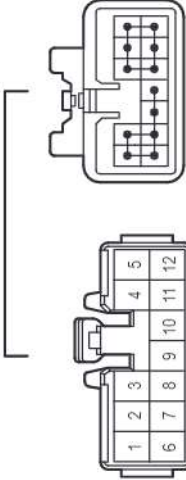
e1
White
90980-12335



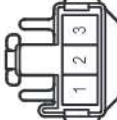
b18
White
90980-12344



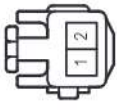
b17
White
90980-12346



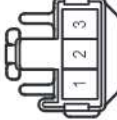
f4
White
90980-12255



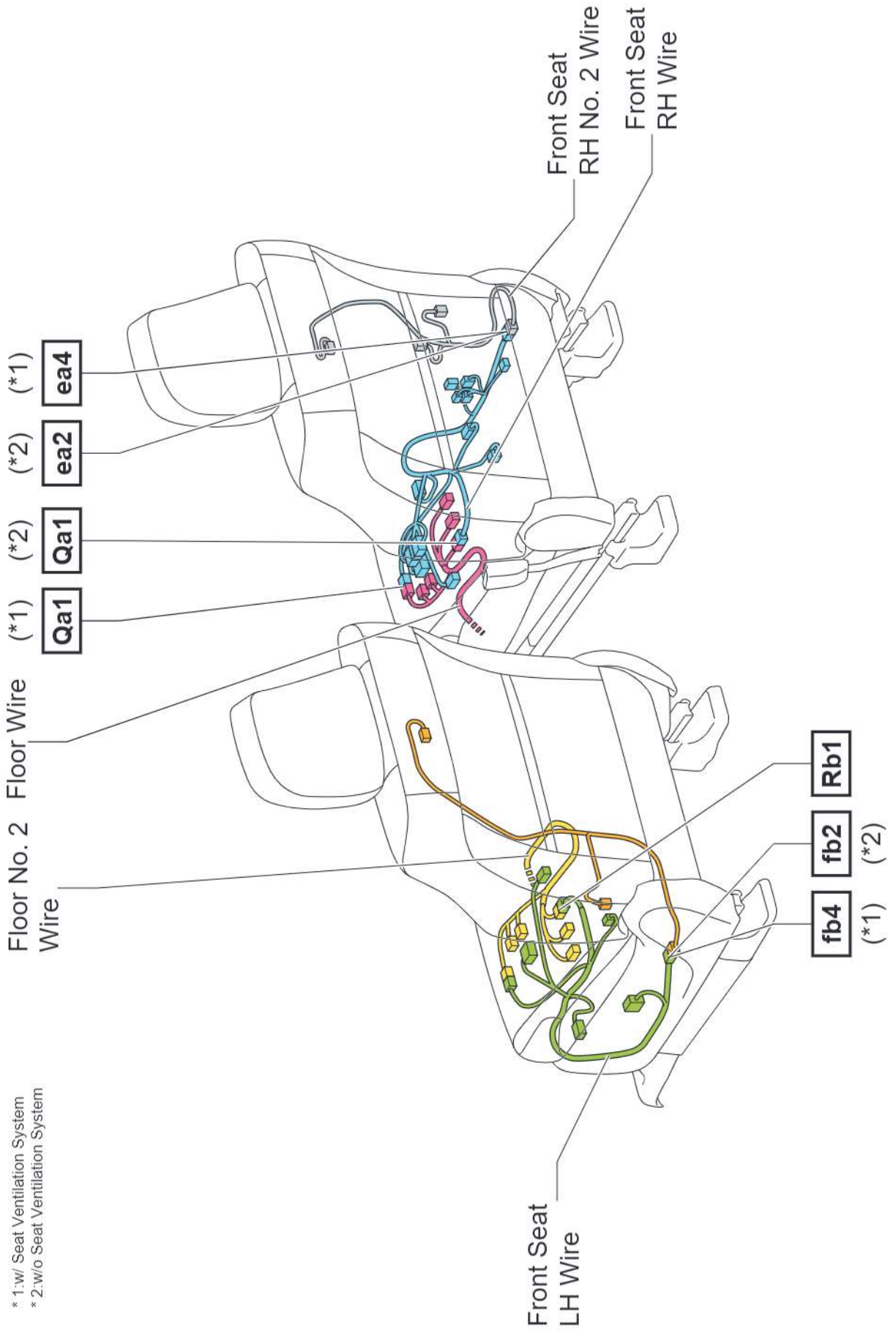
f3
White
90980-12341



e4
White
90980-12255



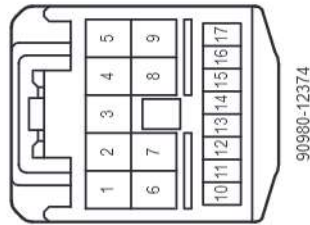
Wire and Wire in Seat (RHD Front Separate Seat w/ Power Seat) (From Aug. 2017 Production)



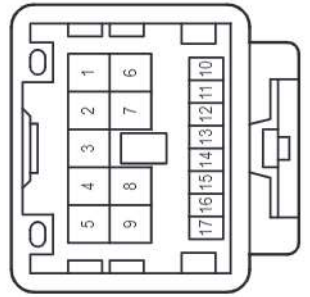
* 1:w/ Seat Ventilation System
 * 2:w/o Seat Ventilation System

Wire and Wire in Seat (RHD Front Separate Seat w/ Power Seat) (From Aug. 2017 Production)

[Qa1]
White

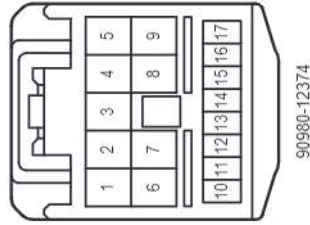


90980-12374

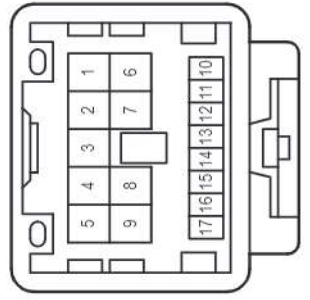


90980-12373

[Rb1]
White

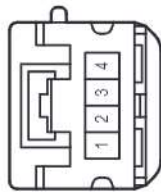


90980-12374

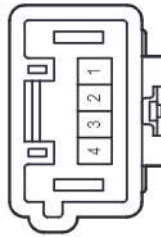


90980-12373

[ea2]
White

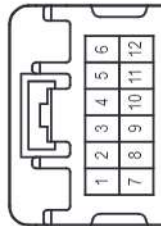


90980-12733

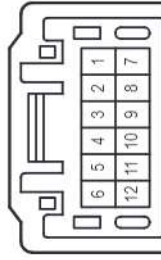


90980-12732

[ea4]
White

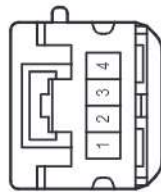


90980-12737

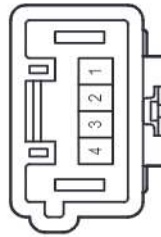


90980-12736

[fb2]
White

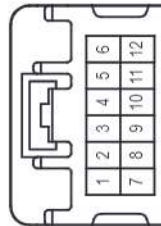


90980-12733

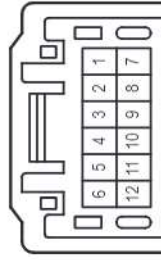


90980-12732

[fb4]
White

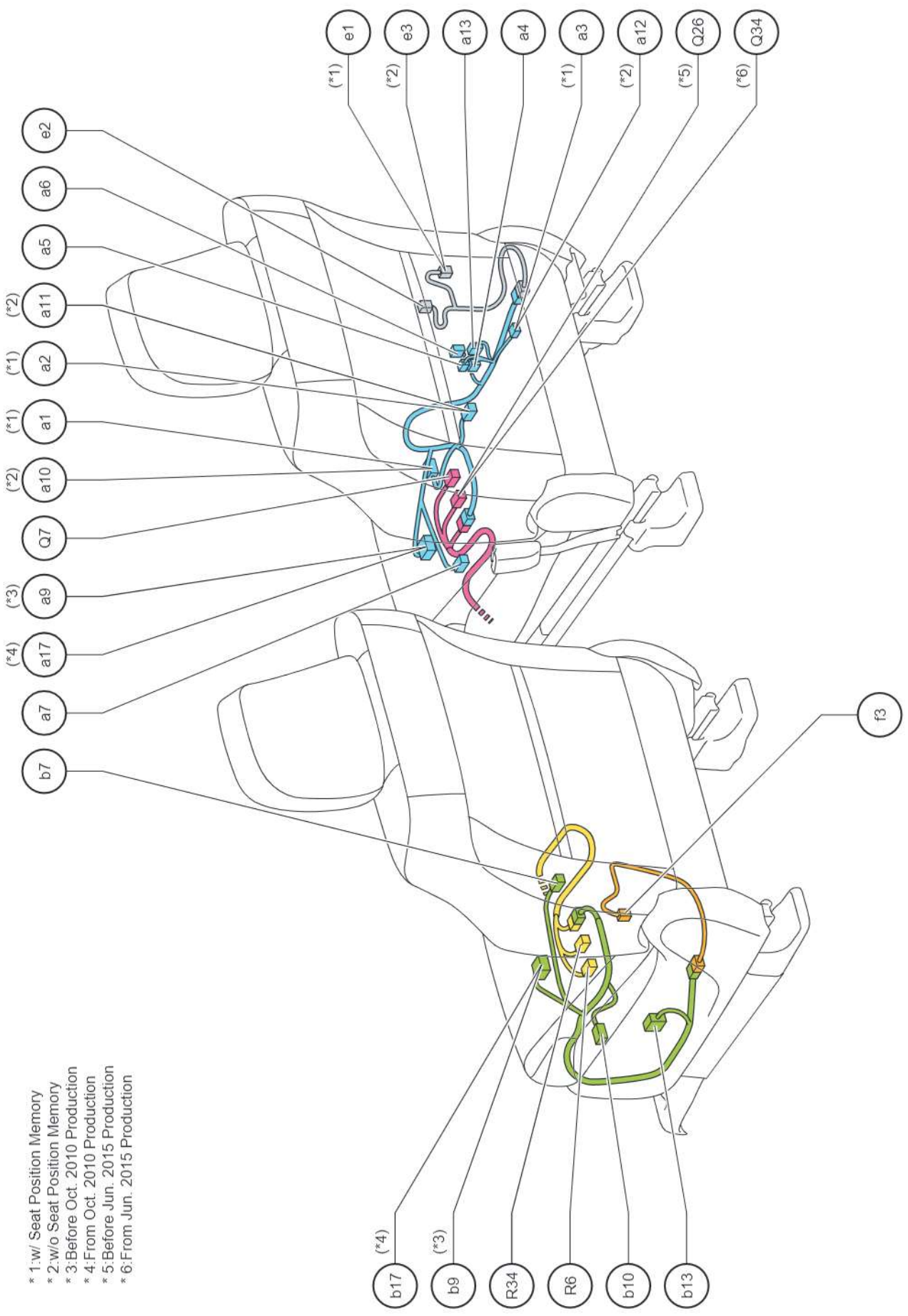


90980-12737



90980-12736

Position of Parts in Seat (RHD Front Separate Seat w/ Power Seat) (Before Aug. 2017 Production)

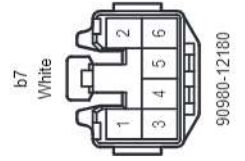
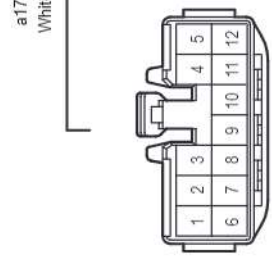
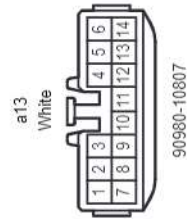
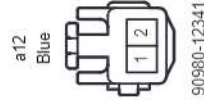
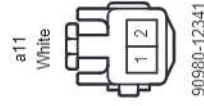
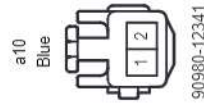
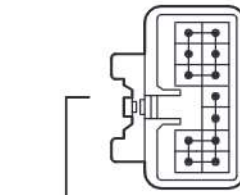
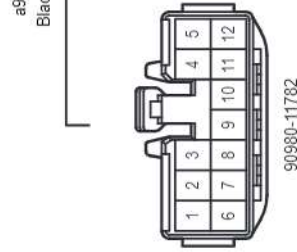
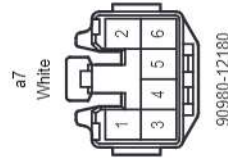
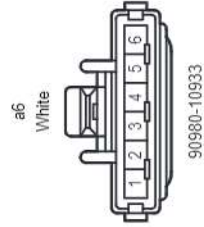
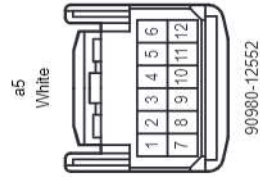
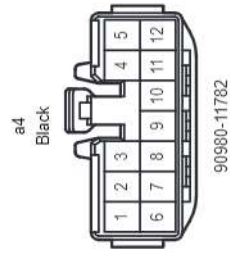
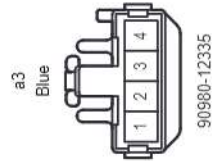
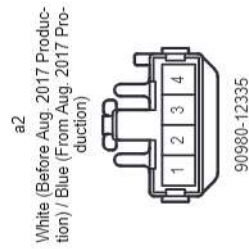
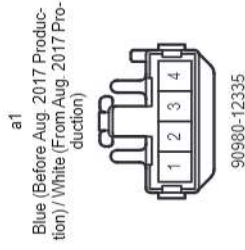
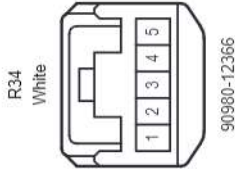
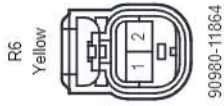
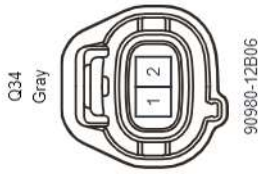
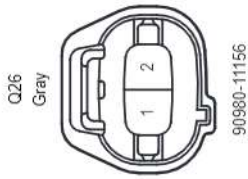
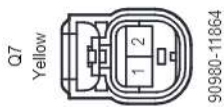


- * 1: w/ Seat Position Memory
- * 2: w/o Seat Position Memory
- * 3: Before Oct. 2010 Production
- * 4: From Oct. 2010 Production
- * 5: Before Jun. 2015 Production
- * 6: From Jun. 2015 Production

Position of Parts in Seat (RHD Front Separate Seat w/ Power Seat) (Before Aug. 2017 Production)

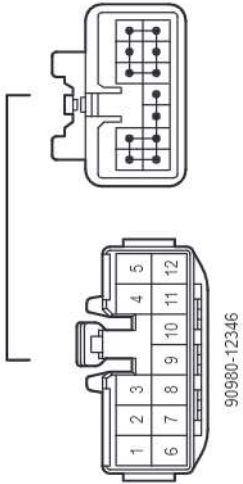
- Q 7 Front Side Airbag Squib Circuit RH
- Q 26 Front Seat Inner Belt Assembly RH
- Q 34 Front Seat Inner Belt Assembly RH
- R 6 Front Side Airbag Squib Circuit LH
- R 34 Front Seat Inner Belt Assembly LH
- a 1 Separate Type Front Seat Cushion Spring Assembly RH
- a 2 Separate Type Front Seat Cushion Spring Assembly RH
- a 3 Separate Type Front Seat Cushion Spring Assembly RH
- a 4 Front Position Control ECU and Switch Assembly RH (Front Power Seat Switch RH)
- a 5 Front Position Control ECU and Switch Assembly RH (Front Power Seat Switch RH)
- a 6 Front Power Seat Switch Assembly RH
- a 7 Front Seat Heater Assembly RH
- a 9 Junction Connector
- a 10 Separate Type Front Seat Cushion Spring Assembly RH
- a 11 Separate Type Front Seat Cushion Spring Assembly RH
- a 12 Separate Type Front Seat Cushion Spring Assembly RH
- a 13 Front Power Seat Switch RH
- a 17 Junction Connector
- b 7 Front Seat Heater Assembly LH
- b 9 Junction Connector
- b 10 Separate Type Front Seat Cushion Spring Assembly LH
- b 13 Front Power Seat Switch LH
- b 17 Junction Connector
- e 1 Separate Type Front Seat Back Assembly RH
- e 2 Separate Type Front Seat Back Assembly RH
- e 3 Separate Type Front Seat Back Assembly RH
- f 3 Separate Type Front Seat Back Assembly LH

Position of Parts in Seat (RHD Front Separate Seat w/ Power Seat) (Before Aug. 2017 Production)

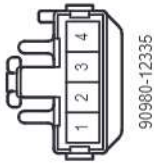


Position of Parts in Seat (RHD Front Separate Seat w/ Power Seat) (Before Aug. 2017 Production)


b17
White




e1
White



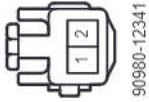
e2
Blue



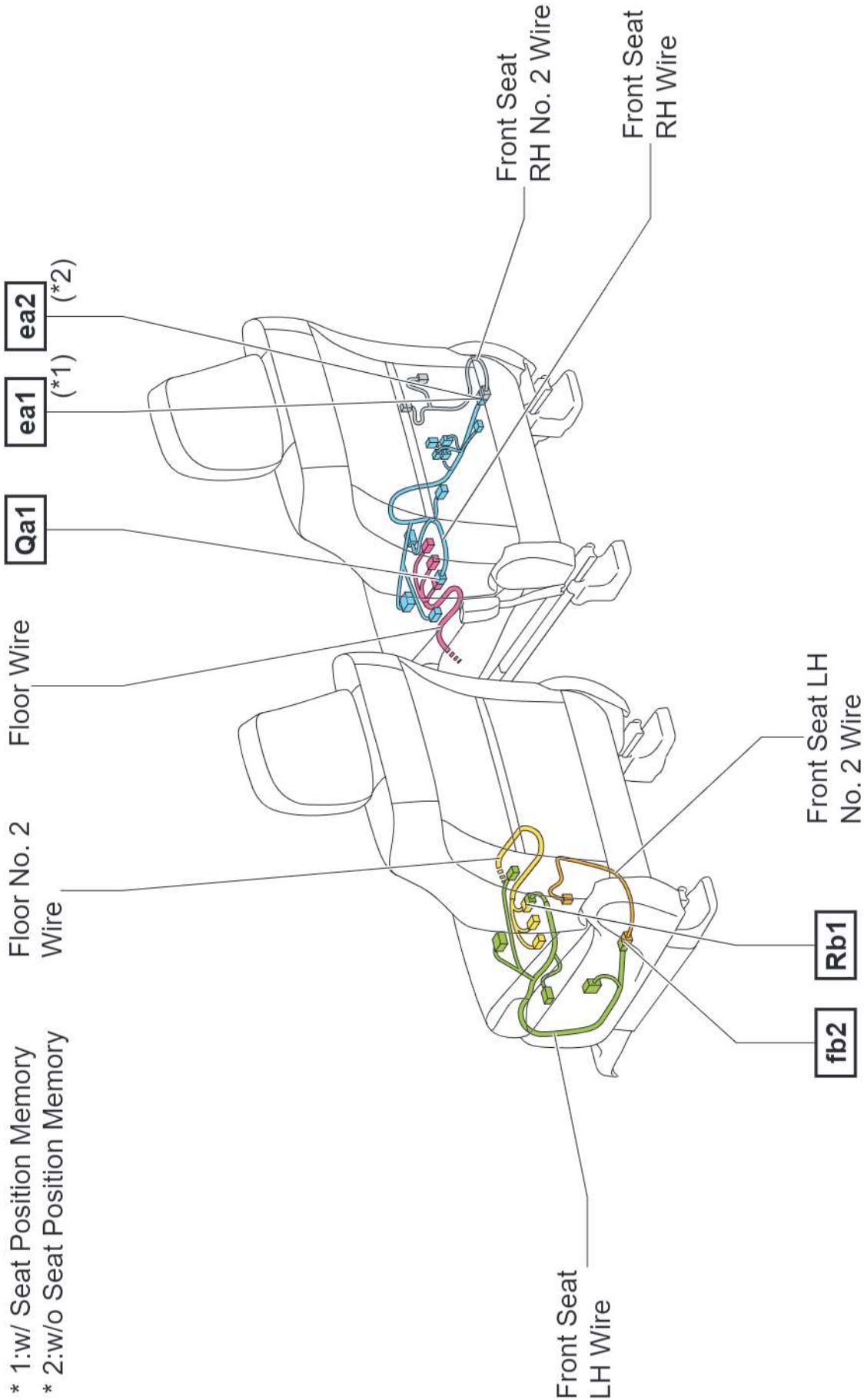
e3
White



f3
White



Wire and Wire in Seat (RHD Front Separate Seat w/ Power Seat) (Before Aug. 2017 Production)



* 1:w/ Seat Position Memory
 * 2:w/o Seat Position Memory

Wire and Wire in Seat (RHD Front Separate Seat w/ Power Seat) (Before Aug. 2017 Production)

